

CUSTOM



FORD ACCESSORIES



**CHECK OUT OVER 2,000 FORD ACCESSORIES (INCLUDES 2020 MODEL YEAR)
+ POWER UP WITH FORD PERFORMANCE PARTS**

Defend & Delight

with security that goes beyond the factory system

with remote start that goes way beyond: up to 2,500 ft.*



Ford Perimeter Plus Vehicle Security System (Controlled through your factory key fobs)

- Beyond guarding the doors, hood and trunk/liftgate¹ from forced entry, there's also content protection
- When impact to the glass or a body panel is sufficient, an alert sounds
- The 2-stage shock sensor determines whether to issue a warning chirp or full alarm
- Use your 2 factory key fobs to arm/disarm
- Ask your dealer about adding the **Basic Remote Start System** for heating or cooling your vehicle from up to 300 ft.*
- Utilize factory key fobs for the Basic Remote Start System too

Optionally, select from either Long-Range Remote Start Function below; unique fobs control long-range operation:



Long-Range Remote Start Function (Controlled through the 1-button fobs shown)

- At up to 1,000 ft.* pre-warm or pre-chill your vehicle
- Vehicle parking lights go on when the system activates
- Adjust run time and more via the driver info center²
- Comes with 2 fobs
- Includes the Ford Perimeter Plus Vehicle Security System and Basic Remote Start System, which operate through your 2 factory key fobs



Long-Range Remote Start Function With Confirmation (Controlled through the 2-button fob shown)

- Works upwards of 1,000 ft. away* – heating or cooling
- This fob flashes/beeps to indicate engine idling
- Vehicle parking lights illuminate upon activation too
- Also equipped with long-range car find and a panic alarm
- Adjust run time and more via the driver info center²
- Comes with 1 fob
- Includes the Ford Perimeter Plus Vehicle Security System and Basic Remote Start System, which operate through your 2 factory key fobs



Take advantage of this exclusive upgrade available only for each Long-Range Remote Start Function above:

Remote Start Ultra-Long-Range Extender (Controlled through each fob shown above)

- More than double your long-range, remote-start reach: Maximize it up to 2,500 ft.*
- All the other benefits of each long-range remote start are retained

These security and remote start systems are designed specifically for your vehicle and, unlike aftermarket systems, require no cut-and-splice wiring. Ford Original Accessories are warranted for whichever provides you the greatest benefit: 24 months/unlimited mileage, or the remainder of your Bumper-to-Bumper 3-year/36,000-mile New Vehicle Limited Warranty.³

*Distance may vary depending on vehicle location and environment. ¹If equipped. ²Programmable remote start features vary by vehicle. ³See your Ford Dealer for warranty details.



MAKE THE MOST OF YOUR VEHICLE – AND LIFESTYLE

INSIDE ISSUE 13

Personalize with Ford Accessories



2 - The Complete Lineup

Energize with Ford Performance Parts



71 - Mustang Performance



236 - F-150 Performance



264 - Ranger Performance

WHEN YOU'RE READY TO PERSONALIZE:

Visit accessories.ford.com

—or—

See your Ford Dealer

Cover look: All-new 2020 Ford Explorer in Iconic Silver.*
Personalized with hood deflector, side window deflectors

by Lund,[†] front and rear splash guards, dash cam by Thinkware,[†]
roof crossbars, and roof-mounted cargo basket by Yakima.[†]

*Metallic. [†]Ford Licensed Accessory.

Information contained in this publication highlights Ford Accessories. All Ford Accessories images shown, along with the vehicles they are pictured with, are representative of the product; actual product and vehicle may vary. Vehicles may be shown with optional equipment. Features may be offered only in combination with other options or subject to additional ordering requirements/limitations. Colors are representative only. Information is provided on an "as is" basis and could include technical, typographical or other errors. Ford will not intentionally publish fraudulent or misleading advertising. Ford makes no warranties, representations, or guarantees of any kind, express or implied, including but not limited to, accuracy, currency, or completeness, the operation of the information, materials, content, availability, and products. Ford reserves the right to change product specifications, pricing and equipment at any time without incurring obligations. Your Ford Dealer is the best source of the most up-to-date information on Ford Accessories.

AeroBlade, Box Beam, HitchSwitch, Hold Fast Cradles, SmartSlide, SwingBlade and WindDiffuser are trademarks, and THULE is a registered trademark of Thule Sweden AB. BULLITT and all related characters and elements © and ™ Warner Bros Entertainment Inc. Cargo Logic is a registered trademark of Lund, Inc. GT350, GT500 and Shelby are registered trademarks of Carroll Hall Shelby Trust. iPad is a trademark of Apple Inc., registered in the U.S. and other countries. Master Lock is a registered trademark of Master Lock Company, LLC. NASCAR is a registered trademark of the National Association for Stock Car Auto Racing Inc. SiriusXM and all related marks and logos are trademarks of Sirius XM Radio Inc. Spiralead is a trademark, and Bullfrog, KICKER, Livin' Loud, Santoprene and the KICKER logo are registered trademarks of Stillwater Designs and Audio, Inc. Sportliner is a registered trademark of Bedrug Inc. The Bluetooth word mark is a trademark of the Bluetooth SIG, Inc. Velcro is a registered trademark of Velcro Industries B.V. VOXXAutomotive is a service mark of VOXX International Corporation. All other trademarks, service marks, images and logos are property of their respective owners and are displayed in this publication with permission. All rights reserved.



© 2019 Ford Motor Company
Printed in the USA. Please recycle.



EXCITEMENT PERSONALIZED, EXCELLENCE PERSONIFIED

Express your preference in looks, convenience and protection with authentic Ford Accessories. Each one is designed to fit seamlessly and function exceptionally, further enhancing your vehicle's appearance and/or capabilities. Some Ford Accessories are do-it-yourself, such as positioning floor liners within the interior. Other accessories – including spoilers and winglets – require painting and mounting, so installation is best left to the trained, skilled pros at your dealership.

You can build the cost of many Ford Accessories into your monthly payment agreement – but do keep in mind, every qualifying accessory must be ordered and purchased at the time your vehicle is bought or leased. Of course, you can always add Ford Accessories any time after acquiring the vehicle. Additionally, you can benefit from warranty coverage offered on all Ford Original Accessories and many Ford Licensed Accessories. Please turn to page 339 for specifics. And be sure to stop by your Ford Dealer for a comprehensive copy of each limited warranty.



Make the presence of your Ranger even more pronounced: The new hood scoop ^{by Air Design®¹} and the Aeroskin® II hood protector ^{by Lund®¹} are straight-up stunning (see pages 250 and 248, respectively, for more details).

^¹Ford Licensed Accessory.

Ford Cars

- 4 C-MAX Hybrid + C-MAX Energi
- 12 Crown Victoria
- 14 Fiesta
- 24 Focus + Electric
- 38 Fusion + Hybrid + Plug-In Hybrid
- 50 Mustang
- 71 Mustang Performance
- 73 Taurus

Ford Utilities

- 82 EcoSport
- 93 Edge
- 111 Escape + Hybrid
- 129 Expedition/MAX
- 147 Explorer
- 168 Flex
- 182 Taurus X

Ford Trucks, Vans, Wagons

- 188 F-150
- 236 F-150 Performance
- 240 Ranger
- 264 Ranger Performance
- 266 Sport Trac
- 272 Super Duty®
- 313 E-Series
- 319 Transit
- 328 Transit Connect

Warranties, Etc.

- 339 Ford Accessories Limited Warranty; Ford Protect™ Extended Service Plans; Ford Credit; Using Different Wheels/Tires; SYNC®

FORD CARS
C-MAX
HYBRID +
C-MAX
ENERGI



2018 C-MAX Hybrid SE in White Platinum Metallic Tri-coat. Personalized with Aeroskin® hood protector by Lund®, side window deflectors by EGR®, molded splash guards, and roof-mounted crossbars and roof-mounted cargo box by THULE®.

FORD C-MAX HYBRID +
C-MAX ENERGI

ELECTRONICS

Bullfrog® Hop by KICKER®

Take-anywhere speaker with signature bass (1.65" drivers, 1.4" x 2.8" subwoofers), 100' streaming, 360° soundfield, AUX jack and 12-hour battery; water-resistant/dust-tight IP67 rating.

A. VHL3Z-18808-A Portable Bluetooth® Speaker

Fits Model Years 2013-2018

Bullfrog® Jump by KICKER®

Take-anywhere speaker with signature bass (3" drivers, 3" x 4" subwoofers), 100' streaming, 360° soundfield, FM tuner, AUX jack and 20-hour battery; water-resistant/dust-tight IP66 rating.

B. VHL3Z-18808-B Portable Bluetooth® Speaker

Fits Model Years 2013-2018

Bumper-Mounted Warning Sensors by Rosen®

In Reverse, this system scans up to 7' behind your vehicle to help alert you to objects. (Driver-assist features are supplemental and do not replace the driver's attention, judgment, and need to control the vehicle.)

Requires installation Tool Kit VAS4Z-15A866-C.

C. VAS4Z-15A866-B Reverse Sensor, For C-MAX Hybrid

Fits Model Years 2013-2018

Keyless Entry Keypad

Programmable, backlit keypad unlocks or locks your vehicle; no wiring or drilling necessary. For C-MAX Hybrid.

D. ES7Z-14A626-A Not Available For Vehicles With Push-Button Start (PEPS)*

Fits Model Years 2013-2018

Rear Seat Entertainment – NextBase® Duo Cinema by VOXXAutomotive™

Two adjustable LED 10.1" screens – with a DVD player, plus HDMI and USB inputs, on the master unit – mount on 2-post headrests; you can show the same thing on both screens.

E. VGJ5Z-10E947-A Dual Portable DVD Players

Fits Model Years 2013-2018

Remote Start System

Warm or cool your vehicle interior from afar at the push of a button; range is up to 1,000'.¹⁵ Series 100: Vehicle parking lights turn on to indicate engine is running.

Bi-Directional: No need to see vehicle – fob flashes/beeps when engine starts; with car find. For C-MAX Hybrid.



F. CM5Z-19G364-E Series 100, One-Button. For Vehicles With Push-Button Start. For Intelligent Access (Push-Button Start) Equipped Vehicles. Includes PATS Interface Kit.

F. CM5Z-19G364-A Series 100, One-Button. For Vehicles Without Push-Button Start. For MyKey® Equipped Vehicles. Includes PATS Interface Kit.

G. CM5Z-19G364-F Bi-Directional. For Vehicles With Push-Button Start. For Intelligent Access (Push-Button Start) Equipped Vehicles. Includes PATS Interface Kit.

G. CM5Z-19G364-B Bi-Directional. For Vehicles Without Push-Button Start. For MyKey® Equipped Vehicles. Includes PATS Interface Kit.

Fits Model Years 2013-2015



+ New content added to this issue. | *Ford Licensed Accessory. | ¹⁵Vehicle application and restrictions apply. Additional components are required. See dealer for details. | ²Consult your Owner's Manual for specific weight ratings. | ⁴PEPS (Passive Entry/Passive Start) is the Push-Button Start System. | ⁵Distance may vary depending on vehicle location and environment. | ⁶Consult Owner's Manual for details on roof-rack load limits.



Vehicle Security System – Ford Perimeter Plus

Has components not available from the factory – if glass or a body panel is impacted, 2-stage shock sensor interprets severity. Alarm also sounds if hood/liftgate/doors forced open.

- A. DM5Z-19A361-B For Vehicles Equipped With Factory Remote Keyless. Uses Factory Key Fob.

Fits Model Years 2013-2015

VEHICLE SECURITY SYSTEM – FORD PERIMETER PLUS AND REMOTE START SYSTEMS

Vehicle Security System – Ford Perimeter Plus

Has components not available from the factory – if glass or a body panel is impacted, 2-stage shock sensor interprets severity. Alarm also sounds if hood/liftgate/doors forced open.

Requires dealer installation. Basic remote start (up to 300¹⁵ range) is available for factory fobs when activated by dealer. Vehicle must be equipped with factory power door locks.

- B. JJ5Z-19A361-A Plug 'n Play Module With Harness

Fits Model Year 2018

Remote Start System – Long-Range

From up to 1,000¹⁵ away, heat up or cool down your vehicle with the 1-button remotes that come with this system; parking lights turn on to indicate the engine is running.

Requires dealer installation. (May require additional equipment.) Includes Ford Perimeter Plus Vehicle Security System. Security system functions and basic remote start (up to 300¹⁵ range) are available for factory fobs when activated by dealer.

Requires:

- B. JJ5Z-19A361-A Plug 'n Play Module With Harness
- C. JS7Z-15K601-C Long-Range Remote Start Kit, 2 Key Fobs Included in Kit

Fits Model Year 2018

Remote Start System – Long-Range With Confirmation

At up to 1,000¹⁵ there's no need to see your vehicle to know it's heating up or cooling down: The system's 2-button remote flashes/beeps to indicate engine idling; with long-range car find.

Requires dealer installation. (May require additional equipment.) Includes Ford Perimeter Plus Vehicle Security System. Security system functions and basic remote start (up to 300¹⁵ range) are available for factory fobs when activated by dealer.

Requires:

- B. JJ5Z-19A361-A Plug 'n Play Module With Harness
- D. JS7Z-15K601-B Long-Range With Confirmation Remote Start Kit

Fits Model Year 2018

Remote Start System – Optional Ultra-Long-Range Extender

More than double your remote-start reach: Maximize it up to a full 2,500¹⁵

Requires dealer installation. For Long-Range Remote Start System and Long-Range Remote Start System With Confirmation.

- E. JS7Z-15603-A Ultra-Long-Range Extender Antenna Kit

Fits Model Year 2018

Vehicle Security System – Ford Perimeter Plus – Optional LED Kit

A handy visual cue and break-in deterrent; LED indicator turns on when security is active.

Requires Vehicle Security System – Ford Perimeter Plus Module.

- F. DM5Z-19D596-A LED Kit

Fits Model Years 2016-2018

Vehicle Security System – Ford Perimeter Plus

Has components not available from the factory – if glass or a body panel is impacted, 2-stage shock sensor interprets severity. Alarm also sounds if hood/liftgate/doors forced open.

Upgradeable to Remote Start Systems. Requires dealer installation. Wiring harness may vary according to application.

- G. GJ5Z-19A361-A Plug 'n Play Module With Harness

Fits Model Years 2016-2017

Remote Start System – One-Way, Long-Range

Heat or cool your vehicle from up to 1,000¹⁵; parking lights remain on when engine is running. Requires dealer installation and programming. (May require additional equipment.)

Requires:

- G. GJ5Z-19A361-A Vehicle Security System – Ford Perimeter Plus Module
- H. DS7Z-15K601-F One-Way, Long-Range Key Fob
- I. DL3Z-15603-C Antenna Kit

Fits Model Years 2016-2017

Remote Start System – Bi-Directional

No need to see your vehicle when warming it or chilling it from up to 1,000¹⁵ because the fob flashes/beeps when engine starts; with long-range car find and a panic alarm.

Requires dealer installation and programming. (May require additional equipment.)

Requires:

- G. GJ5Z-19A361-A Vehicle Security System – Ford Perimeter Plus Module
- J. DL3Z-15K601-A Bi-Directional Key Fob
- I. DL3Z-15603-C Antenna Kit

Fits Model Years 2016-2017

Remote Start/Vehicle Security System, Hood Switch Kit

Makes remote start inoperable or triggers an alarm when your vehicle hood is ajar.

- K. GM5Z-19G366-A Only Required if Vehicle Is Not Already Equipped

Fits Model Years 2016-2017



WHEN YOU'RE READY TO PERSONALIZE:


Visit accessories.ford.com

–or–

See your Ford Dealer

+ New content added to this issue. | *Ford Licensed Accessory. | *Vehicle application and restrictions apply. Additional components are required. See dealer for details. | *Consult your Owner's Manual for specific weight ratings. | *PEPS (Passive Entry/Passive Start) is the Push-Button Start System. | *Distance may vary depending on vehicle location and environment. | *Consult Owner's Manual for details on roof-rack load limits.

FORD C-MAX HYBRID + C-MAX ENERGI



EXTERIOR
Bumper Protector, Rear Scuff-resistant appliqué helps safeguard the paint when loading or unloading cargo. A. DM5Z-17B807-AA Clear, With C-MAX Script Fits Model Years 2013-2018
Deflector, Aeroskin® Hood Protector by Lund® Sleek profile adds appeal and hugs the contours, shielding against bugs, stones and debris. B. VDM5Z-16C900-A Smoke-Color Fits Model Years 2013-2018
Deflectors, Side Window by EGR® On the go or when parked, let fresh air in and keep rain out; also helps keep sun out of eyes. C. VGM5Z-18246-B Smoke-Color, Front and Rear, 4-Piece Set Fits Model Years 2013-2018
Full Vehicle Covers Exclusive high-performance fabric with patented encapsulation process: Custom-patterned protection is breathable, foldable and soft-on-paint; outdoor/indoor use. D. DM5Z-19A412-B WeatherShield® Style, For C-MAX Hybrid Fits Model Years 2013-2018 E. DM5Z-19A412-C WeatherShield® Style, For C-MAX Energi Fits Model Years 2013-2017
Graphics – Charge Door Decal Perfectly fitting for the charge door, this heavy-duty vinyl “E-plug” icon adds to the cool factor. F. DM5Z-5820000-AA For C-MAX Energi Fits Model Years 2013-2017
Splash Guards, Flat The classic way to minimize road spray, helping to protect your paintwork from chips. G. F6AZ-16A550-AA Black, Front Only, 2-Piece Set, With Ford Oval Logo Fits Model Years 2013-2018
Splash Guards, Molded Uniquely contoured to stylishly reduce road spray, helping to protect your finish from chips. H. AM5Z-16A550-A Black, Front Only, 2-Piece Set I. AM5Z-16A550-B Black, Rear Only, 2-Piece Set Fits Model Years 2013-2018

RACKS AND CARRIERS
RACKS by THULE®¹
Removable Roof Rack and Crossbar System by THULE®¹,² Versatile system helps transport cargo conveniently on top; with bars, feet, fit kit and locks. J. VDM5Z-7855100-A Fits Model Years 2013-2018
CARRIERS by THULE®¹
Bike Carrier, Roof-Mounted, Upright by THULE®¹,³ For loading and unloading, a convenient lever operates the self-adjusting clamps; lockable. <i>Requires Crossbars by THULE®</i> Crossbars can accommodate a second roof-mounted bike carrier. K. VAT4Z-7855100-K Carries 1 Bike Fits Model Years 2013-2018
Cargo Box, Roof-Mounted by THULE®¹,⁴ Heavy-duty design helps keep out the elements; lockable passenger-side opening is handy. <i>Requires Crossbars by THULE®</i> L. VAT4Z-7855100-F 55" x 26" x 12" Fits Model Years 2013-2018
Kayak Carrier, Roof-Mounted by THULE®¹,⁵ Transport your kayak stably and securely, all with quick and easy loading and unloading. Flat: Flexible cushioned pads conform to hull; with center load straps and end tie-downs. Folding: Popular J-style steel cradles have adjustable padding; fold down when not in use. <i>Requires Crossbars by THULE®</i> M. VAT4Z-7855100-G Flat N. VAT4Z-7855100-H Folding Fits Model Years 2013-2018
Paddleboard Carrier, Roof-Mounted by THULE®¹,⁶ Telescoping design for a custom fit; locking cam and steel-reinforced webbing add security. <i>Requires Crossbars by THULE®</i> O. VFT4Z-7855100-B Stand-up Fits Model Years 2013-2018
Ski/Snowboard Carrier, Roof-Mounted, Flat Top by THULE®¹,⁷ Locking carrier slides to side of vehicle for easy access; with SpeedLink mounting hardware. <i>Requires Crossbars by THULE®</i> P. VDT4Z-7855100-D Carries 6 Pairs of Skis or 4 Snowboards Fits Model Years 2013-2018



WHEN YOU'RE READY
TO PERSONALIZE:


Visit accessories.ford.com

—or—

See your Ford Dealer

† New content added to this issue. | ¹Ford Licensed Accessory. | ²Vehicle application and restrictions apply. Additional components are required. See dealer for details. | ³Consult your Owner's Manual for specific weight ratings. | ⁴PEPS (Passive Entry/Passive Start) is the Push-Button Start System. | ⁵Distance may vary depending on vehicle location and environment. | ⁶Consult Owner's Manual for details on roof-rack load limits.

FORD C-MAX HYBRID + C-MAX ENERGI



WHEN YOU'RE READY TO PERSONALIZE:

Visit accessories.ford.com

—or—

See your Ford Dealer

INTERIOR

Ash Cup/Coin Holder

Keep ashes or change tidily in place; sized just right to slot into a center-console cupholder.

- A. 5L8Z-7804810-AAA Without Lighter Element
- B. CM5Z-5404788-AA With Lighter Element

Fits Model Years 2013-2018

Cargo Area Protector

Preserve flooring with this grooved, raised-lip tray that's shaped to your vehicle's contours.

- C. DM5Z-6111600-AA Black, For C-MAX Hybrid

Fits Model Years 2013-2018

- C. DM5Z-6111600-BA Black, For C-MAX Energi

Fits Model Years 2013-2017

Cargo Net

by Venchurs[†]

Stretchable, soft braided cording helps keep assorted items in back secure and under control.

- D. VAA6Z-54550A66-A Envelope Style

Fits Model Years 2013-2018

Cargo Organizer, Soft

These smart mix-and-match ways to contain groceries and personal belongings can minimize topples or preserve freshness; bag is collapsible, and both organizers store flat.
Cooler Bag: Insulated, lightweight carryall helps keep food and drink cool or warm; zippered. Large Organizer: 4 mildew-resistant compartments and hookable straps; just over 3' long. Standard Organizer: 3 mildew-resistant compartments and built-in handles; just over 2' long.

- E. HE5Z-19H484-A Cooler Bag With Adjustable Carrying Strap
- F. HE5Z-78115A00-A Large, Folding
- G. HE5Z-78115A00-C Standard, Folding

Fits Model Years 2013-2018

Charge Cord Bag

by THULE^{®†}

Neatly protect and store your cord within the semi-hardshell case; zippered open/close.

- H. VCV6Z-10C744-A For C-MAX Energi

Fits Model Years 2013-2017

Door Sill Plates

Non-Illuminated: Polished front plates add more dynamism whenever getting in and out. Illuminated: Simply open either front door to activate the LED glow on the associated plate.

- I. DM5Z-54132A08-A Stainless Steel, Non-Illuminated, 2-Piece Set, Front
- J. DM5Z-54132A08-B Stainless Steel, Illuminated, 2-Piece Set, Front

Fits Model Years 2013-2018

First Aid Kit

by DC Safety^{™†}

Compact case houses emergency essentials – from bandages to sponges – for care on-the-go.

- K. VFL3Z-19F515-C

Fits Model Years 2013-2018

Roadside Assistance Kit

by DC Safety^{™†}

From the reflective vest and bungee tie-down, to jumper cables and a multi-tool, be prepared.

- L. VFL3Z-19F515-A

Fits Model Years 2013-2018

Roadside Assistance Kit

by DC Safety^{™†}

Commercial

Equips you with a fire extinguisher, FMVSS high-visibility warning triangles, flags, fuses and more.

- M. VJL3Z-19F515-B

Fits Model Years 2013-2018

Floor Mats, All-Weather

Deep grooves and a raised-surround edge help keep mud and slush contained; spray clean. Dual retention on driver-side mat.

- N. DM5Z-5813300-AA Black, 4-Piece Set

Fits Model Years 2013-2018

Floor Mats, Carpeted

Premium-grade carpeting complements the interior and protects flooring from wear and tear. Dual retention on driver-side mat.

- O. DM5Z-5413300-AA Medium Stone, 4-Piece Set
- P. DM5Z-5413300-AB Charcoal Black, 4-Piece Set

Fits Model Years 2013-2018

Interior Light Kit

Change up your LED coloration for the center cupholder and front footwells; mix of 7 hues.

- Q. CL8Z-13E700-AA For C-MAX Hybrid

Fits Model Years 2013-2018

WHEELS

Wheel Lock Kit

Help prevent wheel/tire theft; 1 locking lug nut replaces 1 original lug nut on each wheel. Includes: 4 locking lugs and 1 key.

- R. DM5Z-1A043-A Chrome-Plated For Exposed Lugs

Fits Model Years 2013-2018

FORD C-MAX HYBRID + C-MAX ENERGI



+ New content added to this issue. | [†]Ford Licensed Accessory. | [‡]Vehicle application and restrictions apply. Additional components are required. See dealer for details. | ^{*}Consult your Owner's Manual for specific weight ratings. | ^{††}PEPS (Passive Entry/Passive Start) is the Push-Button Start System. | [§]Distance may vary depending on vehicle location and environment. | [¶]Consult Owner's Manual for details on roof-rack load limits.

FORD CARS
CROWN
VICTORIA



2009 Crown Victoria LX in Dark Toreador Red Metallic Clearcoat. Personalized with Bi-Directional Remote Start System, and Ford Perimeter Plus Vehicle Security System.

FORD CROWN VICTORIA

ELECTRONICS

Bumper-Mounted Warning Sensors by Rosen®

In Reverse, this system scans up to 7' behind your vehicle to help alert you to objects. (Driver-assist features are supplemental and do not replace the driver's attention, judgment, and need to control the vehicle.)

Requires installation Tool Kit VAS4Z-15A866-C.

A. VAS4Z-15A866-B Reverse Sensor

Fits Model Years 2006-2009

Remote Start System

Warm or cool your vehicle interior from afar at the push of a button; range up to 1,000'.⁵

Series 100: Vehicle parking lights turn on to indicate engine is running.

Series 200: Vehicle parking lights turn on to indicate engine is running; also has Ford Perimeter Plus security, car find, panic, and 2 owner-programmable buttons on fob.

Bi-Directional: No need to see vehicle – fob flashes/beeps when engine starts; with car find.

B. 7W3Z-19G364-AA Series 100, One-Button. Requires PATS Interface Kit 8L3Z-19G365-BA.

B. 7L3Z-19G364-AA Series 200 With Remote Keyless Entry and Vehicle Security. Requires PATS Interface Kit 8L3Z-19G365-BA.

C. 9C3Z-19G364-A Bi-Directional. Requires PATS Interface Kit 8L3Z-19G365-BA.

Fits Model Years 2007-2009

Vehicle Security System – Ford Perimeter Plus

Has components not available from the factory – if glass or a body panel is impacted, 2-stage shock sensor interprets severity; alarm also sounds if hood/trunk/doors forced open.

D. 7L3Z-19A361-AA For Vehicles Equipped With Factory Remote Keyless. Uses Factory Key Fob.

Fits Model Years 2007-2009

INTERIOR

Cargo Organizer, Soft

These smart mix-and-match ways to contain groceries and personal belongings can minimize topples or preserve freshness; bag is collapsible, and both organizers store flat.

Cooler Bag: Insulated, lightweight carryall helps keep food and drink cool or warm; zippered.

Large Organizer: 4 mildew-resistant compartments and hookable straps; just over 3' long.

Standard Organizer: 3 mildew-resistant compartments and built-in handles; just over 2' long.

E. HE5Z-19H484-A Cooler Bag With Adjustable Carrying Strap

F. HE5Z-78115A00-A Large, Folding

G. HE5Z-78115A00-C Standard, Folding

Fits Model Years 2006-2009

First Aid Kit by DC Safety™

Compact case houses emergency essentials – from bandages to sponges – for care on-the-go.

H. VFL3Z-19F515-C

Fits Model Years 2006-2009

Roadside Assistance Kit by DC Safety™

From the reflective vest and bungee tie-down, to jumper cables and a multi-tool, be prepared.

I. VFL3Z-19F515-A


Fits Model Years 2006-2009

Roadside Assistance Kit by DC Safety™ Commercial

Equips you with a fire extinguisher, FMVSS high-visibility warning triangles, flags, fuses and more.

J. VJL3Z-19F515-B

Fits Model Years 2006-2009



+ New content added to this issue. | *Ford Licensed Accessory. | *Vehicle application and restrictions apply. Additional components are required. See dealer for details. | *Consult your Owner's Manual for specific weight ratings. | *PEPS (Passive Entry/Passive Start) is the Push-Button Start System. | *Distance may vary depending on vehicle location and environment. | *Consult Owner's Manual for details on roof-rack load limits.

FORD CARS FIESTA



2019 Fiesta SE Hatchback in Oxford White. Personalized with dash cam ^{by Thinkware®}, side window deflectors ^{by EGR®}, checkered flag graphics kit, 16" 8-spoke Black-painted machined aluminum wheels,* rear roof spoiler and Ford Perimeter Plus Vehicle Security System.

*Additional components may be required. See dealer for details.

ELECTRONICS

Audio Upgrade ^{by KICKER®}

Space-saving system with 10" subwoofer and 200-watt RMS digital amp for Livin' Loud® bass.

- A. CE8Z-18808-A** Subwoofer Only, For Sedan Models

Fits Model Years 2011-2019

Bullfrog® Hop ^{by KICKER®}

Take-anywhere speaker with signature bass (1.65" drivers, 1.4" x 2.8" subwoofers), 100' streaming, 360° soundfield, AUX jack and 12-hour battery; water-resistant/dust-tight IP67 rating.

- B. VHL3Z-18808-A** Portable Bluetooth® Speaker

Fits Model Years 2013-2019

Bullfrog® Jump ^{by KICKER®}

Take-anywhere speaker with signature bass (3" drivers, 3" x 4" subwoofers), 100' streaming, 360° soundfield, FM tuner, AUX jack and 20-hour battery; water-resistant/dust-tight IP66 rating.

- C. VHL3Z-18808-B** Portable Bluetooth® Speaker

Fits Model Years 2013-2019

Bumper-Mounted Warning Sensors ^{by Rosen®}

In Reverse, this system scans up to 7' behind your vehicle to help alert you to objects. (Driver-assist features are supplemental and do not replace the driver's attention, judgment, and need to control the vehicle.)

Requires installation Tool Kit VAS4Z-15A866-C.

- D. VAS4Z-15A866-B** Reverse Sensor

Fits Model Years 2011-2019

Dash Cam ^{by Thinkware®}

On the go and in parking surveillance mode, record action in Full HD (1080p) and Wide Dynamic Range (WDR) – coverage is complete with a 140-degree viewing angle and high-sensitivity performance in low-light and nighttime conditions; view footage on your computer.

Dash Cam only: Discreet design with easy-to-use software for settings; embeds GPS data.

Dash Cam with Rear Camera: Look both ways; camera records out the back window in 720p.

Dash Cam with Infrared Camera: Look inside too; camera records interior events in 720p.

- + E. VHL3Z-19G490-C** Dash Cam
+ F. VHL3Z-19G490-D Dash Cam and Rear-Facing Camera
+ G. VHL3Z-19G490-E Dash Cam and Infrared Camera

Fits Model Year 2019

Keyless Entry Keypad

Programmable, backlit keypad unlocks or locks your vehicle; no wiring or drilling necessary.

- H. ES7Z-14A626-A** Not Available For Vehicles With Push-Button Start (PEPS)⁴

Fits Model Years 2011-2019

Rear Seat Entertainment – NextBase® Duo Cinema ^{by VOXXAutomotive™}

Two adjustable LED 10.1" screens – with a DVD player, plus HDMI and USB inputs, on the master unit – mount on 2-post headrests; you can show the same thing on both screens.

- I. VGJ5Z-10E947-A** Dual Portable DVD Players

Fits Model Years 2013-2019



⁺ New content added to this issue. | ¹Ford Licensed Accessory. | ²Vehicle application and restrictions apply. Additional components are required. See dealer for details. | ³Consult your Owner's Manual for specific weight ratings. | ⁴PEPS (Passive Entry/Passive Start) is the Push-Button Start System. | ⁵Distance may vary depending on vehicle location and environment. | ⁶Consult Owner's Manual for details on roof-rack load limits.



Remote Start System

Warm or cool your vehicle interior from afar at the push of a button; range is up to 1,000'.⁵
Series 100: Vehicle parking lights turn on to indicate engine is running.
Bi-Directional: No need to see vehicle – fob flashes/beeps when engine starts; with car find.

- A. EE8Z-19G364-A Series 100. For Vehicles Without Push-Button Start.
- A. EE8Z-19G364-C Series 100. For Vehicles With Push-Button Start.
- B. EE8Z-19G364-B Bi-Directional. For Vehicles Without Push-Button Start.
- B. EE8Z-19G364-D Bi-Directional. For Vehicles With Push-Button Start.

Fits Model Years 2014-2019

- A. BE8Z-19G364-A Series 100, One-Button. For Vehicles Without Push-Button Start. Includes PATS Interface Kit.
- B. BE8Z-19G364-B Bi-Directional. For Vehicles Without Push-Button Start. Includes PATS Interface Kit.

Fits Model Years 2011-2013

Vehicle Security System – Ford Perimeter Plus

Has components not available from the factory – if glass or a body panel is impacted, 2-stage shock sensor interprets severity. Alarm also sounds if hood/trunk/hatch/doors forced open.

- C. EE8Z-19A361-A For Vehicles Equipped With Factory Remote Keyless. Uses Factory Key Fob.

Fits Model Years 2014-2019

EXTERIOR

Bumper Protector, Rear

Scuff-resistant appliqué helps safeguard the paint when loading or unloading cargo.

- D. EE8Z-17B807-A Clear, With FIESTA Script

Fits Model Years 2014-2019

- E. BE8Z-17B807-AA Clear, With FIESTA Script

Fits Model Years 2011-2013

Deflector, Aeroskin® Hood Protector by Lund®¹

Sleek profile adds appeal and hugs the contours, shielding against bugs, stones and debris.

- F. VAE8Z-16C900-A Smoke-Color

Fits Model Years 2014-2019

Deflector, Hood

Distinctive look redirects airstream to help carry bugs, stones and debris up and over the roof.

- G. BE8Z-16C900-A Smoke-Color

Fits Model Years 2011-2013

Deflectors, Side Window by EGR®¹

On the go or when parked, let fresh air in and keep rain out; also helps keep sun out of eyes.

- H. VGE8Z-18246-A Smoke-Color, Front and Rear, 4-Piece Set, For Sedan
- I. VGE8Z-18246-B Smoke-Color, Front and Rear, 4-Piece Set, For Hatchback

Fits Model Years 2011-2019

Exterior Trim by Polytec FOHA¹

These appearance details are a sharp, precise-fit way to set yourself apart.

- J. VBA6Z-5420049-AA Carbon Black, B-Pillar Appliqué

Fits Model Years 2011-2019

- K. VBA6Z-58425A34-AA Chrome, Liftgate Trim
- L. VBA6Z-58425A34-AB Carbon Black, Liftgate Trim

Fits Model Years 2011-2013

Fog Lamp Bezels

A touch more blackout treatment – switch out the bezels surrounding your fog lamps.

- M. EE8Z-17E811-AA Ebony

Fits Model Years 2014-2019

Fuel Plug, Locking

Help ward away tampering with this precision-fit plug; easy on/off at the twist of a key.

- N. 8U5Z-9C268-B

Fits Model Years 2011-2019

Full Vehicle Cover

Exclusive high-performance fabric with patented encapsulation process: Custom-patterned protection is breathable, foldable and soft-on-paint; outdoor/indoor use.

- O. EE8Z-19A412-A WeatherShield® Style, With ST Logo, For Fiesta ST

Fits Model Years 2014-2019

Full Vehicle Cover by Covercraft®¹

Bonded 4-layer composite utilizes bi-component, side-by-side technology: Custom-patterned protection is breathable, foldable and soft-on-paint; outdoor/indoor use.

- P. VBA6Z-19A412-A Noah® Style, For Hatchback
- P. VBA6Z-19A412-B Noah® Style, For Sedan

Fits Model Years 2011-2019

Graphics Kit by VISCO¹

Mix and match from a sensational selection of eye-grabbing stripes; precision-fit. For Fiesta Hatchback.

- Q. VGA6Z-6320000-A Matte Black, Lower Blade Side Stripe
- R. VGA6Z-6320000-B Matte Black, Upper Side Stripe
- S. VGA6Z-6320000-C Matte Black, Dual Over-The-Top Stripes
- T. VGA6Z-6320000-D Matte Black, Offset Over-The-Top Stripe
- U. VGA6Z-6320000-E Matte Black, Lower Side Stripe With Fiesta



Fits Model Years 2014-2019

Graphics Kit, Checkered Flag


Sweet, sweeping design nods to the rally racing roots inherent to every Fiesta; precision-fit.

- V. EE8Z-5420000-AA Ebony
- W. EE8Z-5420000-AB Silver

Fits Model Years 2011-2019



† New content added to this issue. | ¹Ford Licensed Accessory. | ²Vehicle application and restrictions apply. Additional components are required. See dealer for details. | ³Consult your Owner's Manual for specific weight ratings. | ⁴PEPS (Passive Entry/Passive Start) is the Push-Button Start System. | ⁵Distance may vary depending on vehicle location and environment. | ⁶Consult Owner's Manual for details on roof-rack load limits.



Graphics Kit, FIESTA Lower Door Stripe

Enhance those lower bodyside lines with this make-a-statement stripe; precision-fit.

- A. DE8Z-5420000-AA Ebony
- B. DE8Z-5420000-AB Silver

Fits Model Years 2011-2019

Graphics Kit, FIESTA Tattoo

Guaranteed to turn heads, this striking tribal tattoo spells out Fiesta; precision-fit.

- C. BE8Z-5420000-AA Black

Fits Model Years 2011-2019

Grille Inserts

Customize Fiesta your way by changing things up – right up front.

Primed 3-Bar: It comes ready to paint in the color – or multicolor – of your choosing.

Chrome 3-Bar: Opt for the reflectiveness of this bright tri-bar design.

Euro Style: Add a touch of flair to the Sedan, or color it distinctly for the Hatchback; primed.

Mesh Lower Grille: Give your Fiesta S or SE the finery of a higher trim level.

- D. BE8Z-8200-AA 3-Bar, Primed
- E. BE8Z-8200-BA 3-Bar, Chrome
- F. BE8Z-8200-CA Euro Style
- G. BE8Z-8200-DA Lower Grille, Mesh (SFE)

Fits Model Years 2011-2013

Lamp Bezels, Auxiliary

Switch out the bezels surrounding your LED supplemental parking lamps; darken or brighten.

- H. BE8Z-17E811-AA Black
- I. BE8Z-17E811-BA Chrome

Fits Model Years 2011-2013

Splash Guards, Flat

The classic way to minimize road spray, helping to protect your paintwork from chips.

- J. F6AZ-16A550-AA Mid-Gray, Front Only, 2-Piece Set, With Ford Oval Logo

Fits Model Years 2011-2019

Splash Guards, Molded

Uniquely contoured to stylishly reduce road spray, helping to protect your finish from chips.

- K. 8A6Z-16A550-A Mid-Gray, Rear Only, 2-Piece Set, For Hatchback, Without Logo
- K. BE8Z-16A550-AC Mid-Gray, Front Only, 2-Piece Set, Without Logo

Fits Model Years 2011-2019

Spoiler, Rear Decklid


Wing it: Match your vehicle’s exterior or mix things up with contrasting colors; aero-designed.

- L. EE8Z-5444210-AA Primed, For Sedan

Fits Model Years 2014-2019

- L. BE8Z-5444210-AB Primed, For Sedan

Fits Model Years 2011-2013



Spoiler, Rear Roof

This racing-inspired, aero-designed accent enhances looks and helps keep the window clean.

- M. 8A6Z-5844210-AB Primed, For Hatchback

Fits Model Years 2011-2019

Spoiler, Rear Winglets

Wing it: Match your vehicle’s exterior or mix things up with contrasting colors; aero-designed.

Not available for Fiesta ST.

- N. FE8Z-5844210-A Primed, For Hatchback. Attach to Existing Factory Spoiler.

Fits Model Years 2015-2019

RACKS AND CARRIERS

RACKS by THULE®¹

Removable Roof Rack and Crossbar System by THULE®¹,²

Versatile system helps transport cargo conveniently on top; with bars, feet, fit kit and locks.

- O. VDA6Z-7855100-A

Fits Model Years 2011-2019

CARRIERS by THULE®¹

Bike Carrier, Roof-Mounted, Upright by THULE®¹,²

For loading and unloading, a convenient lever operates the self-adjusting clamps; lockable.

Requires Crossbars by THULE.® Crossbars can accommodate a second roof-mounted bike carrier.

- P. VAT4Z-7855100-K Carries 1 Bike

Fits Model Years 2011-2019

Cargo Box, Roof-Mounted by THULE®¹,²

Heavy-duty design helps keep out the elements; lockable passenger-side opening is handy.

Requires Crossbars by THULE.®

- Q. VAT4Z-7855100-F 55" x 26" x 12"

Fits Model Years 2011-2019

Paddleboard Carrier, Roof-Mounted by THULE®¹,²

Telescoping design for a custom fit; locking cam and steel-reinforced webbing add security.

Requires Crossbars by THULE.®

- R. VFT4Z-7855100-B Stand-up

Fits Model Years 2011-2019

Ski/Snowboard Carrier, Roof-Mounted, Flat Top by THULE®¹,²

Locking carrier slides to side of vehicle for easy access; with SpeedLink mounting hardware.

Requires Crossbars by THULE.®

- S. VDT4Z-7855100-D Carries 6 Pairs of Skis or 4 Snowboards

Fits Model Years 2011-2019



WHEN YOU'RE READY
TO PERSONALIZE:

Visit accessories.ford.com

—or—

See your Ford Dealer

† New content added to this issue. | ¹Ford Licensed Accessory. | ²Vehicle application and restrictions apply. Additional components are required. See dealer for details. | ³Consult your Owner's Manual for specific weight ratings. | ⁴PEPS (Passive Entry/Passive Start) is the Push-Button Start System. | ⁵Distance may vary depending on vehicle location and environment. | ⁶Consult Owner's Manual for details on roof-rack load limits.



A



B



C



D



E



F



G



H



I



J



K



L

INTERIOR

Armrest by Polytec FOHA¹

Add this cushioned support – complete with covered storage space – to the center console.

- A. VBA6Z-54644A22-AA Black

Fits Model Years 2011-2019

Ash Cup/Coin Holder

Keep ashes or change tidily in place; sized just right to slot into a center-console cupholder.

- B. 5L8Z-7804810-AAA Without Lighter Element
- C. CM5Z-5404788-AA With Lighter Element

Fits Model Years 2014-2019

- B. AL3Z-7804788-AA Without Lighter Element
- C. AL3Z-7804788-BA With Lighter Element

Fits Model Years 2011-2013

Cargo Area Protector

Preserve flooring with this grooved, raised-lip tray that's shaped to your vehicle's contours.

- D. EE8Z-6111600-AA Black, For Fiesta ST
- E. EE8Z-6111600-BA Black, For Titanium Hatchback

Fits Model Years 2014-2019

- F. BE8Z-6111600-AA Black, For Sedan
- G. EE8Z-6111600-CA Black, For S and SE Hatchback

Fits Model Years 2011-2019

Cargo Mat, Carpeted

Extra-long protector covers the cargo area, and even the rear seat backs when folded down.

- H. 8A6Z-5813046-AA Black, For Hatchback

Fits Model Years 2011-2013

Cargo Net

Stretchable, soft braided cording helps keep assorted items in back secure and under control.

- I. VAA6Z-54550A66-A Envelope Style

Fits Model Years 2011-2019

Cargo Organizer, Soft

These smart mix-and-match ways to contain groceries and personal belongings can minimize topples or preserve freshness; bag is collapsible, and both organizers store flat.

Cooler Bag: Insulated, lightweight carryall helps keep food and drink cool or warm; zippered. Large Organizer: 4 mildew-resistant compartments and hookable straps; just over 3' long. Standard Organizer: 3 mildew-resistant compartments and built-in handles; just over 2' long.

- J. HE5Z-19H484-A Cooler Bag With Adjustable Carrying Strap
- K. HE5Z-78115A00-A Large, Folding
- L. HE5Z-78115A00-C Standard, Folding

Fits Model Years 2011-2019

Door Sill Plates

Non-Illuminated: Polished front plates add more dynamism whenever getting in and out.

Illuminated: Simply open either front door to activate the LED glow on the associated plate.

- M. DE8Z-54132A08-A Stainless Steel, Non-Illuminated, 2-Piece Set, Front
- N. DE8Z-54132A08-B Stainless Steel, Illuminated, 2-Piece Set, Front
- O. DE8Z-54132A08-C Stainless Steel, Non-Illuminated, 2-Piece Set, Front, With ST Logo
- P. DE8Z-54132A08-D Stainless Steel, Illuminated, 2-Piece Set, Front, With ST Logo

Fits Model Years 2014-2019

- Q. 8A6Z-58132A08-B Stainless Steel, Illuminated, 2-Piece Set, Front

Fits Model Years 2011-2013

Battery Jump Starter by NOCO^{®1}

Compact unit – with spark-proof connections and reverse-polarity protection – works in seconds, allows up to 20 starts on 1 charge (rated 1,000 charge cycles), and can hold power for a year; also has USB in/out ports and a 7-mode, dual-LED flashlight. Protective case sold separately.

- + R. VJL3Z-10A765-A GB-40, 1,000-Amp (7,000-Joule) Lithium Jump Starter
- + S. VJL3Z-10C744-A Case for GB-40

Fits Model Years 2018-2019

First Aid Kit by DC Safety^{™1}

Compact case houses emergency essentials – from bandages to sponges – for care on-the-go.

- T. VFL3Z-19F515-C

Fits Model Years 2011-2019

Roadside Assistance Kit by DC Safety^{™1}

From the reflective vest and bungee tie-down, to jumper cables and a multi-tool, be prepared.

- U. VFL3Z-19F515-A

Fits Model Years 2011-2019

Roadside Assistance Kit by DC Safety^{™1} Commercial

Equips you with a fire extinguisher, FMVSS high-visibility warning triangles, flags, fuses and more.

- V. VJL3Z-19F515-B

Fits Model Years 2011-2019



M



N



O



P



Q



R



S



T



U



V

+ New content added to this issue. | ¹Ford Licensed Accessory. | ²Vehicle application and restrictions apply. Additional components are required. See dealer for details. | ³Consult your Owner's Manual for specific weight ratings. | ⁴PEPS (Passive Entry/Passive Start) is the Push-Button Start System. | ⁵Distance may vary depending on vehicle location and environment. | ⁶Consult Owner's Manual for details on roof-rack load limits.




Floor Mats, All-Weather

Deep grooves and a raised-surround edge help keep mud and slush contained; spray clean. *Dual retention on driver-side mat.*

A. EE8Z-5413300-AA Black, 4-Piece Set, With ST Script
Fits Model Years 2014-2019

B. BE8Z-5413300-AB Black, 4-Piece Set
Fits Model Years 2011-2019



Floor Mats, Carpeted

Premium-grade carpeting complements the interior and protects flooring from wear and tear. *Dual retention on driver-side mat.*

C. CA6Z-5413300-AB Charcoal Black, 4-Piece Set
Fits Model Years 2012-2019

Gear Indicator Shift Knob by Gaslock®

Black soft-touch surface complemented with satin-chrome aluminum and a red LCD readout.

D. VAR3Z-7213-B Illuminated, For Manual Transmission
Fits Model Years 2011-2019

Gear Shift Knob

Switch gears with the sure-grip feel of genuine leather; accented with smooth aluminum.

E. 8A6Z-7213-A Black, For Manual Transmission
Fits Model Years 2011-2019

Gear Shift Knob

Exotic high-performance-inspired radiance capped in authentic, weave-patterned carbon fiber. *Not available on Fiesta ST.*

F. FM5Z-7213-A Black, Carbon Fiber, For 5-Speed Manual Transmission
Fits Model Years 2014-2019

Gear Shift Knob

Exotic high-performance-inspired radiance capped in authentic, weave-patterned carbon fiber. *For Fiesta ST.*

G. FM5Z-7213-C Black, Carbon Fiber, For 6-Speed Manual Transmission
Fits Model Years 2014-2019



Interior Light Kit

Change up your LED coloration for the center cupholder and front footwells; mix of 7 hues.

H. CL8Z-13E700-AA
Fits Model Years 2011-2019

Sport Pedals

The genuine aluminum alloy covers make for a more engaging, performance-oriented drive. *For manual transmission.*

I. 8A6Z-2454-A Brake, Accelerator, and Clutch Pedals
Fits Model Years 2011-2013

WHEELS

16" x 6" Premium Luster Nickel-Painted Wheels²

Turn heads when you turn corners in these alloy wheels; engineered and tested to rigorous Ford requirements, including extensive evaluation for corrosion resistance.

J. BE8Z-1K007-A Sold Individually
Fits Model Years 2011-2013

16" x 6.5" 8-Spoke Sparkle Silver Wheels²

Turn heads when you turn corners in these alloy wheels; engineered and tested to rigorous Ford requirements, including extensive evaluation for corrosion resistance.

K. EE8Z-1K007-A Sold Individually
Fits Model Years 2014-2019

16" x 6.5" Polished Wheels²

Turn heads when you turn corners in these alloy wheels; engineered and tested to rigorous Ford requirements, including extensive evaluation for corrosion resistance.

L. CE8Z-1K007-A Sold Individually
Fits Model Years 2011-2019

Wheel Lock Kit

Help prevent wheel/tire theft; 1 locking lug nut replaces 1 original lug nut on each wheel.

Includes: 4 locking lugs and 1 key.

M. DM5Z-1A043-A Chrome-Plated For Exposed Lugs
Fits Model Years 2014-2019

M. BE8Z-1A043-A Chrome-Plated For Exposed Lugs
Fits Model Years 2011-2013



WHEN YOU'RE READY
TO PERSONALIZE:

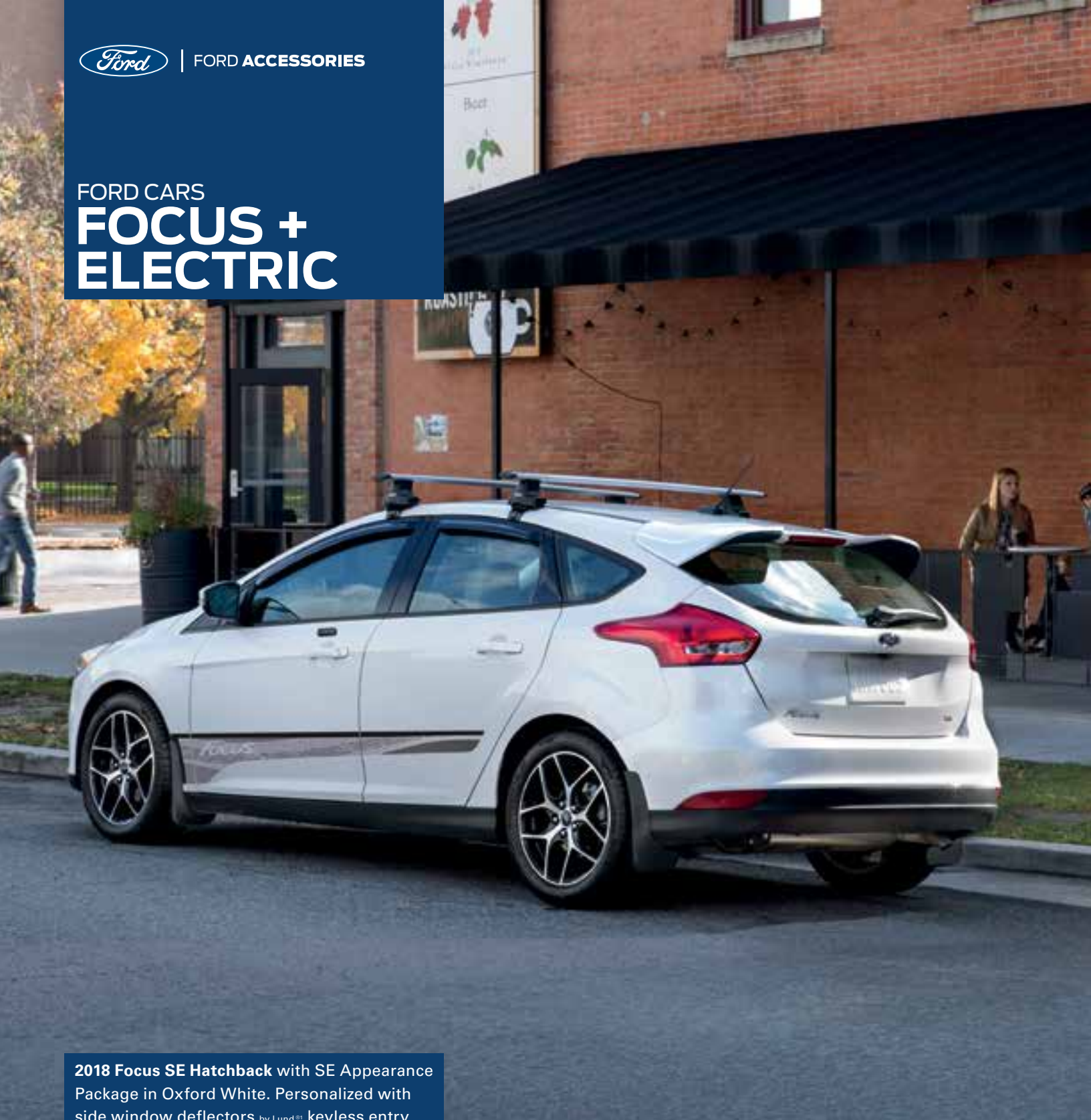
Visit accessories.ford.com

—or—

See your Ford Dealer

+ New content added to this issue. | *Ford Licensed Accessory. | ²Vehicle application and restrictions apply. Additional components are required. See dealer for details. | ³Consult your Owner's Manual for specific weight ratings. | ⁴PEPS (Passive Entry/Passive Start) is the Push-Button Start System. | ⁵Distance may vary depending on vehicle location and environment. | ⁶Consult Owner's Manual for details on roof-rack load limits.

FORD CARS FOCUS + ELECTRIC



2018 Focus SE Hatchback with SE Appearance Package in Oxford White. Personalized with side window deflectors ^{by Lund}, keyless entry keypad, silver bodyside graphics, molded splash guards, roof-mounted crossbars ^{by THULE} and rear spoiler winglets.

FORD FOCUS + ELECTRIC

ELECTRONICS

Bullfrog® Hop ^{by KICKER}

Take-anywhere speaker with signature bass (1.65" drivers, 1.4" x 2.8" subwoofers), 100' streaming, 360° soundfield, AUX jack and 12-hour battery; water-resistant/dust-tight IP67 rating.

A. VHL3Z-18808-A Portable Bluetooth® Speaker

Fits Model Years 2013-2018

Bullfrog® Jump ^{by KICKER}

Take-anywhere speaker with signature bass (3" drivers, 3" x 4" subwoofers), 100' streaming, 360° soundfield, FM tuner, AUX jack and 20-hour battery; water-resistant/dust-tight IP66 rating.

B. VHL3Z-18808-B Portable Bluetooth® Speaker

Fits Model Years 2013-2018

Bumper-Mounted Warning Sensors ^{by Rosen}

In Reverse, this system scans up to 7' behind your vehicle to help alert you to objects. (Driver-assist features are supplemental and do not replace the driver's attention, judgment, and need to control the vehicle.)

Requires installation Tool Kit VAS4Z-15A866-C.

C. VAS4Z-15A866-B Reverse Sensor (Not available on Focus Electric)

Fits Model Years 2007-2018

Keyless Entry Keypad

Programmable, backlit keypad unlocks or locks your vehicle; no wiring or drilling necessary. *Not available on Focus Electric.*

D. ES7Z-14A626-A Not Available For Vehicles With Push-Button Start (PEPS)*

Fits Model Years 2006-2018

Pedestrian Alert Kit

While traveling at low speeds, a unique tone helps pedestrians better detect vehicle presence. (Driver-assist features are supplemental and do not replace the driver's attention, judgment, and need to control the vehicle.)

Includes: Control module, speaker and mounting kit. For Focus Electric.

E. CM5Z-19H545-A

Fits Model Years 2012-2014



**WHEN YOU'RE READY
TO PERSONALIZE:**

Visit accessories.ford.com

—or—

See your Ford Dealer

+ New content added to this issue. | *Ford Licensed Accessory. | *Vehicle application and restrictions apply. Additional components are required. See dealer for details. | *Consult your Owner's Manual for specific weight ratings. | *PEPS (Passive Entry/Passive Start) is the Push-Button Start System. | *Distance may vary depending on vehicle location and environment. | *Consult Owner's Manual for details on roof-rack load limits.



Rear Seat Entertainment – NextBase® Duo Cinema by VOXXAutomotive™¹
Two adjustable LED 10.1" screens – with a DVD player, plus HDMI and USB inputs, on the master unit – mount on 2-post headrests; you can show the same thing on both screens.
A. VGJ5Z-10E947-A Dual Portable DVD Players
Fits Model Years 2013-2018

Remote Start System

Warm or cool your vehicle interior from afar at the push of a button; range up to 1,000'.⁵
Series 100: Vehicle parking lights turn on to indicate engine is running.
Series 200: Vehicle parking lights turn on to indicate engine is running; also has Ford Perimeter Plus security, car find, panic, and 2 owner-programmable buttons on fob.
Bi-Directional: No need to see vehicle – fob flashes/beeps when engine starts; with car find.
B. AL2Z-19G364-A Series 100, One-Button. For MyKey® Equipped Vehicles. Includes PATS Interface Kit.
C. AG1Z-19G364-A Bi-Directional. For MyKey® Equipped Vehicles. Includes PATS Interface Kit.

Fits Model Years 2010-2011

D. 7L3Z-19G364-AA Series 200 With Remote Keyless Entry and Vehicle Security. Requires PATS Interface Kit 8L3Z-19G365-BA.
C. 9G1Z-19G364-A Bi-Directional. Includes PATS Interface Kit.

Fits Model Years 2007-2009

Remote Start System

Warm or cool your vehicle interior from afar at the push of a button; range up to 1,000'.⁵
Series 100: Vehicle parking lights turn on to indicate engine is running.
Bi-Directional: No need to see vehicle – fob flashes/beeps when engine starts; with car find. *Not available on Focus ST or Focus Electric.*
B. CM5Z-19G364-A Series 100, One-Button. For Vehicles Without Push-Button Start. For MyKey® Equipped Vehicles. Includes PATS Interface Kit.
C. CM5Z-19G364-B Bi-Directional. For Vehicles Without Push-Button Start. For MyKey® Equipped Vehicles. Includes PATS Interface Kit.

Fits Model Years 2012-2015

B. CM5Z-19G364-E Series 100, One-Button. For Vehicles With Push-Button Start. For Intelligent Access (Push-Button Start) Equipped Vehicles. Includes PATS Interface Kit.
C. CM5Z-19G364-F Bi-Directional. For Vehicles With Push-Button Start. For Intelligent Access (Push-Button Start) Equipped Vehicles. Includes PATS Interface Kit.

Fits Model Year 2012

SYNC® Kit

Voice-activated phone, entertainment and some mobile apps. (Don't drive while distracted. Use voice-operated systems when possible; don't use handheld devices while driving. Some features may be locked out while the vehicle is in gear. Not all features are compatible with all phones.)
Includes: Jumper wire assembly, USB cable, SYNC® module, tie-downs and manual.
E. 9R3Z-14D212-A Not For Use With DVD- and/or Navigation System-Equipped Vehicles

Fits Model Year 2009



Vehicle Security System – Ford Perimeter Plus

Has components not available from the factory – if glass or a body panel is impacted, 2-stage shock sensor interprets severity. Alarm also sounds if hood/trunk/hatch/doors forced open.
F. DM5Z-19A361-B For Vehicles Equipped With Factory Remote Keyless. Uses Factory Key Fob.

Fits Model Years 2012-2015

F. 7L3Z-19A361-AA For Vehicles Equipped With Factory Remote Keyless. Uses Factory Key Fob.

Fits Model Years 2007-2011

VEHICLE SECURITY SYSTEM – FORD PERIMETER PLUS AND REMOTE START SYSTEMS

Vehicle Security System – Ford Perimeter Plus

Has components not available from the factory – if glass or a body panel is impacted, 2-stage shock sensor interprets severity. Alarm also sounds if hood/trunk/hatch/doors forced open. *Requires dealer installation. Basic remote start (up to 300'⁵ range) is available for factory fobs when activated by dealer. Vehicle must be equipped with factory power door locks.*

G. JJ5Z-19A361-A Plug 'n Play Module With Harness

Fits Model Year 2018

Remote Start System – Long-Range

From up to 1,000'⁵ away, heat up or cool down your vehicle with the 1-button remotes that come with this system; parking lights turn on to indicate the engine is running. *Requires dealer installation. (May require additional equipment.) Includes Ford Perimeter Plus Vehicle Security System. Security system functions and basic remote start (up to 300'⁵ range) are available for factory fobs when activated by dealer.*

Requires:
G. JJ5Z-19A361-A Plug 'n Play Module With Harness
H. JS7Z-15K601-C Long-Range Remote Start Kit, 2 Key Fobs Included in Kit

Fits Model Year 2018

Remote Start System – Long-Range With Confirmation

At up to 1,000'⁵ there's no need to see your vehicle to know it's heating up or cooling down: The system's 2-button remote flashes/beeps to indicate engine idling; with long-range car find. *Requires dealer installation. (May require additional equipment.) Includes Ford Perimeter Plus Vehicle Security System. Security system functions and basic remote start (up to 300'⁵ range) are available for factory fobs when activated by dealer. Not available on Focus ST or Focus Electric.*

Requires:
G. JJ5Z-19A361-A Plug 'n Play Module With Harness
I. JS7Z-15K601-B Long-Range With Confirmation Remote Start Kit

Fits Model Year 2018



WHEN YOU'RE READY
TO PERSONALIZE:

Visit accessories.ford.com

–or–

See your Ford Dealer

⁺ New content added to this issue. | ¹Ford Licensed Accessory. | ²Vehicle application and restrictions apply. Additional components are required. See dealer for details. | ³Consult your Owner's Manual for specific weight ratings. | ⁴PEPS (Passive Entry/Passive Start) is the Push-Button Start System. | ⁵Distance may vary depending on vehicle location and environment. | ⁶Consult Owner's Manual for details on roof-rack load limits.



WHEN YOU'RE READY
TO PERSONALIZE:

Visit accessories.ford.com

—or—

See your Ford Dealer

Remote Start System – Optional Ultra-Long-Range Extender

More than double your remote-start reach: Maximize it up to a full 2,500'.¹⁵ Requires dealer installation. For Long-Range Remote Start System and Long-Range Remote Start System With Confirmation.

- A. JS7Z-15603-A Ultra-Long-Range Extender Antenna Kit
- Fits Model Year 2018

Vehicle Security System – Ford Perimeter Plus – Optional LED Kit

A handy visual cue and break-in deterrent; LED indicator turns on when security is active. Requires Vehicle Security System – Ford Perimeter Plus Module.

- B. DM5Z-19D596-A LED Kit
- Fits Model Years 2016-2018

Vehicle Security System – Ford Perimeter Plus

Has components not available from the factory – if glass or a body panel is impacted, 2-stage shock sensor interprets severity. Alarm also sounds if hood/trunk/hatch/doors forced open. Upgradeable to Remote Start Systems. Requires dealer installation. Wiring harness may vary according to application.

- C. GJ5Z-19A361-A Plug 'n Play Module With Harness
- Fits Model Years 2016-2017

Remote Start System – One-Way, Long-Range

Heat or cool your vehicle from up to 1,000'¹⁵; parking lights remain on when engine is running. Requires dealer installation and programming. Not available on Focus ST or Focus Electric. (May require additional equipment.)

- Requires:
- C. GJ5Z-19A361-A Vehicle Security System – Ford Perimeter Plus Module
 - D. DS7Z-15K601-F One-Way, Long-Range Key Fob
 - E. DL3Z-15603-C Antenna Kit
- Fits Model Years 2016-2017

Remote Start System – Bi-Directional

No need to see your vehicle when warming it or chilling it from up to 1,000'¹⁵ because the fob flashes/beeps when engine starts; with long-range car find and a panic alarm. Requires dealer installation and programming. Not available on Focus ST or Focus Electric. (May require additional equipment.)

- Requires:
- C. GJ5Z-19A361-A Vehicle Security System – Ford Perimeter Plus Module
 - F. DL3Z-15K601-A Bi-Directional Key Fob
 - E. DL3Z-15603-C Antenna Kit
- Fits Model Years 2016-2017

Remote Start/Vehicle Security System, Hood Switch Kit

Makes remote start inoperable or triggers an alarm when your vehicle hood is ajar.

- G. GJ5Z-19G366-A Only Required if Vehicle Is Not Already Equipped
- Fits Model Years 2016-2017

EXTERIOR

Accent Lights by Rosen,²¹ Front Accent Light Kit

Powering on when you start the car, these LED dazzlers dim 50% when headlights activate. Not available on Focus ST or Focus Electric.

- H. VDV6Z-13200-A Gloss Black Bezel
 - I. VDV6Z-13200-B Matte Black Bezel
- Fits Model Years 2012-2014

Body Kit

Add serious style with a lower front skirt, rocker panels, rear bumper skirt and rear diffuser. Not available on Focus Sedan, Focus ST or Focus Electric.

- J. CM5Z-5820049-AA 5-Piece Kit, Primed
- Fits Model Years 2013-2014

Bumper Protector, Rear

Scuff-resistant appliqué helps safeguard the paint when loading or unloading cargo.

- K. F1EZ-17B807-AA Clear, With FOCUS Script
- Fits Model Years 2015-2018

- K. CM5Z-17B807-AA Clear, With FOCUS Script
- Fits Model Years 2012-2014

Deflector, Aeroskin[®] Hood Protector by Lund²¹

Sleek profile adds appeal and hugs the contours, shielding against bugs, stones and debris.

- L. VJV6Z-16C900-A Smoke-Color
- Fits Model Years 2015-2018

Deflector, Hood

Distinctive look redirects airstream to help carry bugs, stones and debris up and over the roof. Not available on Focus ST or Focus Electric.

- M. CM5Z-16C900-A Smoke-Color
- Fits Model Years 2012-2014

Deflectors, Side Window by Lund²¹



On the go or when parked, let fresh air in and keep rain out; also helps keep sun out of eyes.

- N. VGM5Z-18246-A Smoke-Color, Front and Rear, 4-Piece Set
- Fits Model Years 2012-2018

Fuel Plug, Locking

Help ward away tampering with this precision-fit plug; easy on/off at the twist of a key. Not available on Focus Electric.

- O. 8U5Z-9C268-B
- Fits Model Years 2012-2018



+ New content added to this issue. | ¹Ford Licensed Accessory. | ²Vehicle application and restrictions apply. Additional components are required. See dealer for details. | ³Consult your Owner's Manual for specific weight ratings. | ⁴PEPS (Passive Entry/Passive Start) is the Push-Button Start System. | ⁵Distance may vary depending on vehicle location and environment. | ⁶Consult Owner's Manual for details on roof-rack load limits.



Full Vehicle Covers

Exclusive high-performance fabric with patented encapsulation process: Custom-patterned protection is breathable, foldable and soft-on-paint; outdoor/indoor use.

- A. CM5Z-19A412-A WeatherShield® Style, For Focus Electric
- B. DM5Z-19A412-A WeatherShield® Style, For Focus ST, With ST Logo

Fits Model Years 2013-2018



Full Vehicle Covers

by Covercraft®

Custom-patterned protection is breathable, foldable and soft-on-paint; outdoor/indoor use. WeatherShield® Style: Exclusive high-performance fabric with patented encapsulation process. Noah® Style: Bonded 4-layer composite utilizes bi-component, side-by-side technology.

- C. VG1EZ-19A412-A WeatherShield® Style, For Focus RS

Fits Model Years 2016-2018

- D. VCS4Z-19A412-A Noah® Style, For 4-Door Vehicles
- E. VFM5Z-19A412-A Noah® Style, For 5-Door Vehicles, With Antenna Pocket

Fits Model Years 2012-2018




Graphics – Bodyside

Enhance those lower bodyside lines with this make-a-statement stripe; precision-fit.

- F. CM5Z-5420000-AA Silver

Fits Model Years 2012-2018



Graphics – Charge Door Decal

Perfectly fitting for the charge door, this heavy-duty vinyl “E-plug” icon adds to the cool factor.

- G. DM5Z-5820000-AA For Focus Electric

Fits Model Years 2013-2016

Graphics – Over-the-Top Stripe

Add even more sizzle to your ST with these in-your-face special effects; precision-fit.

- H. F1EZ-5420000-AA Red, For Focus ST
- I. F1EZ-5420000-AB Black, For Focus ST

Fits Model Years 2015-2018



Graphics Kit

by VISCO®

Mix and match from a sensational selection of eye-grabbing stripes; precision-fit. For Focus Hatchback.

- J. VGM5Z-6320000-A Matte Black, Lower Side Stripe
- K. VGM5Z-6320000-B Matte Black, Upper Side Stripe
- L. VGM5Z-6320000-C Matte Black, Dual Over-the-Top Stripes
- M. VGM5Z-6320000-D Matte Black, Off-Set Over-the-Top-Stripe

Fits Model Years 2012-2018



Splash Guards, Flat

The classic way to minimize road spray, helping to protect your paintwork from chips. Not available on Focus Electric, Focus ST or Focus RS.

- N. F6AZ-16A550-AA Black, Front or Rear, 2-Piece Set, With Ford Oval Logo (Front Only For 2011-2014)

Fits Model Years 2008-2018

Splash Guards, Molded

Uniquely contoured to stylishly reduce road spray, helping to protect your finish from chips. Not for use on Focus ST or Focus RS.

- O. BM5Z-16A550-A Black, Rear Only, 2-Piece Set, For Hatchback, Without Logo
- O. BM5Z-16A550-C Black, Front Only, 2-Piece Set, For Sedan or Hatchback, Without Logo

Fits Model Years 2012-2018

Splash Guards, Molded

Uniquely contoured to stylishly reduce road spray, helping to protect your finish from chips.

- O. BM5Z-16A550-B Black, Rear Only, 2-Piece Set, For Sedan, Without Logo

Fits Model Years 2012-2018

Spoiler, Rear

Decklid: Add this racing-inspired, aero-designed accent for sportier standout looks.

Roof: Racing-inspired, aero-designed accent enhances looks and helps keep the window clean.

- P. GM5Z-5444210-AA Primed, For 4-Door Vehicles, Decklid

Fits Model Years 2015-2018

- Q. BM5Z-5844210-AB Primed, For 5-Door Vehicles, Roof
- P. CM5Z-5444210-AA Primed, For 4-Door Vehicles, Decklid

Fits Model Years 2012-2014

Spoiler, Rear Decklid

Add this racing-inspired, aero-designed accent for sportier standout looks.

- R. 8S4Z-5444210-AA Primed

Fits Model Years 2008-2011

Spoiler, Rear Winglets

Wing it: Match your vehicle's exterior or mix things up with contrasting colors; aero-designed. Not for use on Focus ST.

- S. FM5Z-5844210-A Primed, For Hatchback Only. Attach to Existing Factory Spoiler.

Fits Model Years 2015-2018



WHEN YOU'RE READY
TO PERSONALIZE:

Visit accessories.ford.com

—or—

See your Ford Dealer



WHEN YOU'RE READY
TO PERSONALIZE:

Visit accessories.ford.com

—or—

See your Ford Dealer

RACKS AND CARRIERS

RACKS by THULE®¹

Removable Roof Rack and Crossbar System by THULE®¹,²
Versatile system helps transport cargo conveniently on top; with bars, feet, fit kit and locks.
A. VDS4Z-7855100-A
Fits Model Years 2012-2018

CARRIERS by THULE®¹

Bike Carrier, Roof-Mounted, Upright by THULE®¹,²
For loading and unloading, a convenient lever operates the self-adjusting clamps; lockable.
Requires Crossbars by THULE®. Crossbars can accommodate a second roof-mounted bike carrier.
B. VAT4Z-7855100-K Carries 1 Bike
Fits Model Years 2008-2018

Cargo Basket, Roof-Mounted by THULE®¹,²
Stylish aluminum design with 8 adjustable tie-down loops to help secure the load, plus a rubber-covered upper surface for long cargo; integrated T-tracks extend basket use.
Requires Crossbars by THULE®.
C. VJT4Z-7855100-A 50" x 41" x 6"
Fits Model Years 2012-2018

Cargo Box, Roof-Mounted by THULE®¹,²
Heavy-duty design helps keep out the elements; lockable passenger-side opening is handy.
Requires Crossbars by THULE®.
D. VAT4Z-7855100-F 55" x 26" x 12"
Fits Model Years 2008-2018

Kayak Carrier, Roof-Mounted by THULE®¹,²
Transport your kayak stably and securely, all with quick and easy loading and unloading.
Flat: Flexible cushioned pads conform to hull; with center load straps and end tie-downs.
Folding: Popular J-style steel cradles have adjustable padding; fold down when not in use.
Requires Crossbars by THULE®.
E. VAT4Z-7855100-G Flat
F. VAT4Z-7855100-H Folding
Fits Model Years 2008-2018

Paddleboard Carrier, Roof-Mounted by THULE®¹,²
Telescoping design for a custom fit; locking cam and steel-reinforced webbing add security.
Requires Crossbars by THULE®.
G. VFT4Z-7855100-B Stand-up
Fits Model Years 2012-2018

Ski/Snowboard Carrier, Roof-Mounted, Flat Top by THULE®¹,²
Locking carrier slides to side of vehicle for easy access; with SpeedLink mounting hardware.
Requires Crossbars by THULE®.
H. VDT4Z-7855100-D Carries 6 Pairs of Skis or 4 Snowboards
Fits Model Years 2008-2018

INTERIOR

Ash Cup/Coin Holder
Keep ashes or change tidily in place; sized just right to slot into a center-console cupholder.
I. 5L8Z-7804810-AAA Without Lighter Element
Fits Model Years 2005-2018
J. 5L8Z-7804810-BAA With Lighter Element
Fits Model Years 2005-2011

Ash Cup/Coin Holder
Keep ashes or change tidily in place; sized just right to slot into a center-console cupholder.
Not available on Focus Electric.
J. CM5Z-5404788-AA With Lighter Element
Fits Model Years 2012-2018

Cargo Area Protector
Preserve flooring with this grooved, raised-lip tray that's shaped to your vehicle's contours.
Not available with full-size spare.
K. CM5Z-6111600-EA Black, Sedan Without Subwoofer
L. CM5Z-6111600-FA Black, Sedan With Subwoofer
M. CM5Z-6111600-GA Black, Hatchback Without Subwoofer (Not Available on Focus Electric)
N. CM5Z-6111600-HA Black, Hatchback With Subwoofer (Not Available on Focus Electric)
Fits Model Years 2012-2018

Cargo Area Protector
Preserve flooring with this grooved, raised-lip tray that's shaped to your vehicle's contours.
O. 8S4Z-5411600-BA Black, With Subwoofer
O. 8S4Z-5411600-AA Black, Without Subwoofer
Fits Model Years 2008-2011

Cargo Mat, Carpeted
Luxurious, contoured mat adds a layer of stain-resistant protection against dirt and debris.
P. CV6Z-5411600-CA Black, Sedan Without Subwoofer
Q. CV6Z-5811600-DA Black, Hatchback Without Subwoofer (Not Available on Focus Electric)
Fits Model Years 2012-2018



† New content added to this issue. | ¹Ford Licensed Accessory. | ²Vehicle application and restrictions apply. Additional components are required. See dealer for details. | *Consult your Owner's Manual for specific weight ratings. | *PEPS (Passive Entry/Passive Start) is the Push-Button Start System. | *Distance may vary depending on vehicle location and environment. | *Consult Owner's Manual for details on roof-rack load limits.



Cargo Net

Stretchable, soft braided cording helps keep assorted items in back secure and under control.

- A. VHM5Z-54550A66-A Horizontal Style, Hatchback Only
- A. VAA6Z-54550A66-A Envelope Style

Fits Model Years 2017-2018

Cargo Organizer

Removable, adjustable divider system handily separates items; raised sides aid containment.

- B. H1EZ-78115A00-AA Behind 2nd Row Seat, For Focus Electric

Fits Model Years 2017-2018

Cargo Organizer, Soft

These smart mix-and-match ways to contain groceries and personal belongings can minimize topples or preserve freshness; bag is collapsible, and both organizers store flat.

Cooler Bag: Insulated, lightweight carryall helps keep food and drink cool or warm; zippered.

Large Organizer: 4 mildew-resistant compartments and hookable straps; just over 3' long.

Standard Organizer: 3 mildew-resistant compartments and built-in handles; just over 2' long. *Not for use with Focus Electric.*

- C. HE5Z-19H484-A Cooler Bag With Adjustable Carrying Strap
- D. HE5Z-78115A00-A Large, Folding
- E. HE5Z-78115A00-C Standard, Folding

Fits Model Years 2005-2018

Charge Cord Bag by THULE®¹

Neatly protect and store your cord within the semi-hardshell case; zippered open/close.

- F. VCV6Z-10C744-A For Focus Electric

Fits Model Years 2013-2018

Door Sill Plates

Non-Illuminated: Polished front plates add more dynamism whenever getting in and out.

Illuminated: Simply open either front door to activate the LED glow on the associated plate.

- G. DM5Z-54132A08-C Stainless Steel, Non-Illuminated, 2-Piece Set, Front, Not Available on Focus ST
- H. DM5Z-54132A08-D Stainless Steel, Illuminated, 2-Piece Set, Front
- I. DM5Z-54132A08-E Stainless Steel, Non-Illuminated, 2-Piece Set, Front, For Focus ST
- J. DM5Z-54132A08-F Stainless Steel, Illuminated, 2-Piece Set, Front, For Focus ST
- K. DM5Z-54132A08-G Stainless Steel, Non-Illuminated, 2-Piece Set, Front, For Focus Electric
- L. DM5Z-54132A08-H Stainless Steel, Illuminated, 2-Piece Set, Front, For Focus Electric

Fits Model Years 2014-2018

- M. 8S4Z-63132A08-AA Stainless Steel, Illuminated, 2-Piece Set, Front, For Hatchback

Fits Model Years 2008-2011

Battery Jump Starter by NOCO®¹

Compact unit – with spark-proof connections and reverse-polarity protection – works in seconds, allows up to 20 starts on 1 charge (rated 1,000 charge cycles), and can hold power for a year; also has USB in/out ports and a 7-mode, dual-LED flashlight. Protective case sold separately. *Not available on Focus Electric.*

- + N. VJL3Z-10A765-A GB-40, 1,000-Amp (7,000-Joule) Lithium Jump Starter
- + O. VJL3Z-10C744-A Case for GB-40

Fits Model Year 2018

First Aid Kit by DC Safety™¹

Compact case houses emergency essentials – from bandages to sponges – for care on-the-go.

- P. VFL3Z-19F515-C

Fits Model Years 2010-2018

Roadside Assistance Kit by DC Safety™¹

From the reflective vest and bungee tie-down, to jumper cables and a multi-tool, be prepared.

- Q. VFL3Z-19F515-A

Fits Model Years 2010-2018

Roadside Assistance Kit by DC Safety™¹ Commercial

Equips you with a fire extinguisher, FMVSS high-visibility warning triangles, flags, fuses and more.

- R. VJL3Z-19F515-B

Fits Model Years 2010-2018

Floor Mats, All-Weather

Deep grooves and a raised-surround edge help keep mud and slush contained; spray clean.

Dual retention on driver-side mat. Not for use with Focus RS.

- S. DM5Z-5413300-AC Black, 4-Piece Set

Fits Model Years 2013-2018

Floor Mats, Carpeted

Premium-grade carpeting complements the interior and protects flooring from wear and tear.

Dual retention on driver-side mat. Not for use with Focus RS.

- T. CM5Z-5413300-BA Black, 4-Piece Set

Fits Model Years 2012-2018

Gear Shift Knob

Exotic high-performance-inspired radiance capped in authentic, weave-patterned carbon fiber.


- U. H1EZ-7213-A Black, Carbon Fiber, For 6-Speed Manual Transmission, For RS

Fits Model Years 2016-2018

- V. FM5Z-7213-B Black, Carbon Fiber, Without Logo, For 6-Speed Manual Transmission

- W. FM5Z-7213-C Black, Carbon Fiber, For 6-Speed Manual Transmission, For ST

Fits Model Years 2013-2018



+ New content added to this issue. | ¹Ford Licensed Accessory. | ²Vehicle application and restrictions apply. Additional components are required. See dealer for details. | *Consult your Owner's Manual for specific weight ratings. | *PEPS (Passive Entry/Passive Start) is the Push-Button Start System. | *Distance may vary depending on vehicle location and environment. | *Consult Owner's Manual for details on roof-rack load limits.



Gear Shift Knob

Exotic high-performance-inspired radiance capped in authentic, weave-patterned carbon fiber. *Not available on Focus ST or Focus Electric.*

A. FM5Z-7213-A Black, Carbon Fiber, For 5-Speed Manual Transmission
Fits Model Years 2012-2018

B. BM5Z-7213-A Illuminated, For 5-Speed Manual Transmission
Fits Model Year 2012



Gear Shift Knob

Black leather grip is complemented with satin-chrome aluminum and an LCD readout. *Not available on Focus Electric.*

C. F1EZ-7213-KA Illuminated, For 6-Speed Manual Transmission
D. F1EZ-7213-LA Illuminated, For 5-Speed Manual Transmission
Fits Model Years 2015-2017

C. BM5Z-7213-KA Illuminated, For 6-Speed Manual Transmission
D. BM5Z-7213-LA Illuminated, For 5-Speed Manual Transmission
Fits Model Years 2013-2014



Interior Light Kit

Change up your LED coloration for the center cupholder and front footwells; mix of 7 hues. *Not available on Focus ST or Focus Electric.*

E. CL8Z-13E700-AA
Fits Model Years 2008-2018



Interior Trim, Door Spears

Exotic high-performance-inspired radiance wrapped in authentic, weave-patterned carbon fiber.

F. G1EZ-58310A00-AA Carbon Fiber
Fits Model Years 2013-2018



Interior Trim, Emergency Brake Handle

Exotic high-performance-inspired radiance wrapped in authentic, weave-patterned carbon fiber. *For manual transmission.*

G. G1EZ-2780-A Carbon Fiber
Fits Model Years 2013-2018



Interior Trim, Instrument Cluster Bezel

Exotic high-performance-inspired radiance wrapped in authentic, weave-patterned carbon fiber.

H. G1EZ-10N848-AA Carbon Fiber, For Focus ST
Fits Model Years 2013-2018

Seating, Leather-Trimmed by Katzkin®

A tailor-made, custom-fit interior will make every commute something special. *For 1st-, 2nd- and 3rd-row seating where applicable. See dealer for additional details.*

-ROW- Available in Standard or Tuscany Materials/Colors
Fits Model Years 2007-2008

Sport Pedals

The genuine aluminum alloy covers make for a more engaging, performance-oriented drive. *Not available on Focus ST.*

I. FM5Z-9G757-A For Manual Transmission
Fits Model Years 2015-2018

WHEELS

16" x 7" Machined Aluminum Wheels² With Painted Pockets

Turn heads when you turn corners in these alloy wheels; engineered and tested to rigorous Ford requirements, including extensive evaluation for corrosion resistance. *Not available on Focus ST or Focus Electric.*

J. CM5Z-1K007-C Sold Individually
Fits Model Years 2012-2014

17" x 7" Polished Aluminum Wheels²

Turn heads when you turn corners in these alloy wheels; engineered and tested to rigorous Ford requirements, including extensive evaluation for corrosion resistance. *Not available on Focus ST or Focus Electric.*

K. CM5Z-1K007-B Sold Individually
Fits Model Years 2012-2014

Wheel Center Cap

Switch out your stock Ford Blue Oval center caps with these sweet RS blue logo versions.

L. GM5Z-1130-A Focus RS Kit, Set of 4
Fits Model Years 2016-2018

Wheel Lock Kit

Help prevent wheel/tire theft; 1 locking lug nut replaces 1 original lug nut on each wheel. *Includes: 4 locking lugs and 1 key.*

M. F6SZ-1A043-AA Chrome-Plated For Exposed Lugs
Fits Model Years 2004-2018

N. F3SZ-1A043-A Zinc-Plated For Hidden Lugs
Fits Model Years 2000-2011



**WHEN YOU'RE READY
TO PERSONALIZE:**

Visit accessories.ford.com

—or—

See your Ford Dealer

+ New content added to this issue. | *Ford Licensed Accessory. | ²Vehicle application and restrictions apply. Additional components are required. See dealer for details. | ³Consult your Owner's Manual for specific weight ratings. | ⁴PEPS (Passive Entry/Passive Start) is the Push-Button Start System. | ⁵Distance may vary depending on vehicle location and environment. | ⁶Consult Owner's Manual for details on roof-rack load limits.

FORD CARS
**FUSION +
HYBRID +
PLUG-IN
HYBRID**



2020 Fusion SE with SE Appearance Package in Velocity Blue.* Personalized with dash cam by Thinkware^{®1}, molded splash guards and smoked side window deflectors by Lund^{®2}, and rear decklid spoiler and 18" Ebony Black-painted aluminum wheels that are part of the SE Appearance Package.

*Metallic.

**FORD FUSION + HYBRID +
PLUG-IN HYBRID**

ELECTRONICS

Bullfrog[®] Hop by KICKER^{™3}

Take-anywhere speaker with signature bass (1.65" drivers, 1.4" x 2.8" subwoofers), 100' streaming, 360° soundfield, AUX jack and 12-hour battery; water-resistant/dust-tight IP67 rating.

A. VHL3Z-18808-A Portable Bluetooth[®] Speaker

Fits Model Years 2013-2020

Bullfrog[®] Jump by KICKER^{™3}

Take-anywhere speaker with signature bass (3" drivers, 3" x 4" subwoofers), 100' streaming, 360° soundfield, FM tuner, AUX jack and 20-hour battery; water-resistant/dust-tight IP66 rating.

B. VHL3Z-18808-B Portable Bluetooth[®] Speaker

Fits Model Years 2013-2020

Bumper-Mounted Warning Sensors by Rosen^{®4}

In Reverse, this system scans up to 7' behind your vehicle to help alert you to objects. (Driver-assist features are supplemental and do not replace the driver's attention, judgment, and need to control the vehicle.)

Requires installation Tool Kit VAS4Z-15A866-C.

C. VAS4Z-15A866-B Reverse Sensor

Fits Model Years 2007-2017

Dash Cam by Thinkware^{®1}

On the go and in parking surveillance mode, record action in Full HD (1080p) and Wide Dynamic Range (WDR) – coverage is complete with a 140-degree viewing angle and high-sensitivity performance in low-light and nighttime conditions; view footage on your computer.

Dash Cam only: Discreet design with easy-to-use software for settings; embeds GPS data.

Dash Cam with Rear Camera: Look both ways; camera records out the back window in 720p.

Dash Cam with Infrared Camera: Look inside too; camera records interior events in 720p.

+ D. VHL3Z-19G490-C Dash Cam

+ E. VHL3Z-19G490-D Dash Cam and Rear-Facing Camera

+ F. VHL3Z-19G490-E Dash Cam and Infrared Camera

Fits Model Years 2018-2020

Hands-Free System by Mobile-Ease[™]

Control your smartphone with voice commands; utilizes a microphone and the audio system. (Don't drive while distracted. Use voice-operated systems when possible; don't use handheld devices while driving. Some features may be locked out while the vehicle is in gear. Not all features are compatible with all phones.)

G. 7L2Z-19G399-A Advanced

Fits Model Years 2007-2008



⁺ New content added to this issue. | ¹Ford Licensed Accessory. | ²Vehicle application and restrictions apply. Additional components are required. See dealer for details. | ³Consult your Owner's Manual for specific weight ratings. | ⁴PEPS (Passive Entry/Passive Start) is the Push-Button Start System. | ⁵Distance may vary depending on vehicle location and environment. | ⁶Consult Owner's Manual for details on roof-rack load limits.

FORD FUSION + HYBRID + PLUG-IN HYBRID



Keyless Entry Keypad

Programmable, backlit keypad unlocks or locks your vehicle; no wiring or drilling necessary.

- + A. KB3Z-14A626-A For Vehicles Without Factory Remote Start
- + A. KB3Z-14A626-B For Vehicles With Factory Remote Start

Fits Model Year 2020

- B. ES7Z-14A626-A Not Available For 2006-2012 Model-Year Vehicles With Push-Button Start (PEPS)⁴ and 2014-2019 Model-Year Vehicles with Original Equipment Remote Start

Fits Model Years 2006-2012, 2014-2019

Rear Seat Entertainment – NextBase® Duo Cinema by VOXXAutomotive™¹

Two adjustable LED 10.1" screens – with a DVD player, plus HDMI and USB inputs, on the master unit – mount on 2-post headrests; you can show the same thing on both screens.

- C. VGJ5Z-10E947-A Dual Portable DVD Players

Fits Model Years 2013-2020

Remote Start System

Warm or cool your vehicle interior from afar at the push of a button; range up to 1,000'.⁵

Series 100: Vehicle parking lights turn on to indicate engine is running.
Series 200: Vehicle parking lights turn on to indicate engine is running; also has Ford Perimeter Plus security, car find, panic, and 2 owner-programmable buttons on fob.
Bi-Directional: No need to see vehicle – fob flashes/beeps when engine starts; with car find.

- D. DS7Z-19G364-A Series 100, One-Button. For Vehicles Without Push-Button Start.
- E. DS7Z-19G364-B Bi-Directional. For Vehicles Without Push-Button Start.

Fits Model Year 2013

- D. AL2Z-19G364-A Series 100, One-Button. Includes PATS Interface Kit.
- E. AG1Z-19G364-A Bi-Directional. Includes PATS Interface Kit.

Fits Model Years 2011-2012

- E. 9G1Z-19G364-A Bi-Directional. Includes PATS Interface Kit.

Fits Model Years 2007-2010

- F. 7L3Z-19G364-AA Series 200 With Remote Keyless Entry and Vehicle Security. Requires PATS Interface Kit 8L3Z-19G365-BA.

Fits Model Years 2007-2009

SYNC® Kit

Voice-activated phone, entertainment and some mobile apps. (Don't drive while distracted. Use voice-operated systems when possible; don't use handheld devices while driving. Some features may be locked out while the vehicle is in gear. Not all features are compatible with all phones.)

Includes: Jumper wire assembly, USB cable, SYNC® module, tie-downs and manual.

- G. 9R3Z-14D212-A Not For Use With DVD- and/or Navigation System-Equipped Vehicles

Fits Model Year 2009

Vehicle Security System – Ford Perimeter Plus

Has components not available from the factory – if glass or a body panel is impacted, 2-stage shock sensor interprets severity. Alarm also sounds if hood/trunk/doors forced open.

- H. DS7Z-19A361-B For Vehicles Equipped With Factory Remote Keyless. Uses Factory Key Fob.

Fits Model Year 2013

- H. 7L3Z-19A361-AA For Vehicles Equipped With Factory Remote Keyless. Uses Factory Key Fob.

Fits Model Years 2007-2012

Wireless Charging by JVIS®¹

Charge your smartphone without plugging it in; fits nicely inside the console or armrest.

- I. VES7Z-19A464-A Wireless Charging Pad. Mounts in Console.

Fits Model Years 2013-2016

VEHICLE SECURITY SYSTEM – FORD PERIMETER PLUS AND REMOTE START SYSTEMS

Vehicle Security System – Ford Perimeter Plus

Has components not available from the factory – if glass or a body panel is impacted, 2-stage shock sensor interprets severity. Alarm also sounds if hood/trunk/doors forced open. Requires dealer installation. Basic remote start (up to 300'⁵ range) is available for factory fobs when activated by dealer. Vehicle must be equipped with factory power door locks.

- J. KN1Z-19A361-A Plug 'n Play Module With Harness

Fits Model Years 2018-2020

Remote Start System – Long-Range

From up to 1,000'⁵ away, heat up or cool down your vehicle with the 1-button remotes that come with this system; parking lights turn on to indicate the engine is running. Requires dealer installation. (May require additional equipment.) Includes Ford Perimeter Plus Vehicle Security System. Security system functions and basic remote start (up to 300'⁵ range) are available for factory fobs when activated by dealer.

Requires:

- J. KN1Z-19A361-A Plug 'n Play Module With Harness
- K. JS7Z-15K601-C Long-Range Remote Start Kit, 2 Key Fobs Included in Kit

Fits Model Years 2018-2020

Remote Start System – Long-Range With Confirmation

At up to 1,000'⁵ there's no need to see your vehicle to know it's heating up or cooling down: The system's 2-button remote flashes/beeps to indicate engine idling; with long-range car find. Requires dealer installation. (May require additional equipment.) Includes Ford Perimeter Plus Vehicle Security System. Security system functions and basic remote start (up to 300'⁵ range) are available for factory fobs when activated by dealer.

Requires:

- J. KN1Z-19A361-A Plug 'n Play Module With Harness
- L. JS7Z-15K601-B Long-Range With Confirmation Remote Start Kit

Fits Model Years 2018-2020

FORD FUSION + HYBRID + PLUG-IN HYBRID



WHEN YOU'RE READY TO PERSONALIZE:

Visit accessories.ford.com

–or–

See your Ford Dealer

+ New content added to this issue. | ¹Ford Licensed Accessory. | ²Vehicle application and restrictions apply. Additional components are required. See dealer for details. | ³Consult your Owner's Manual for specific weight ratings. | ⁴PEPS (Passive Entry/Passive Start) is the Push-Button Start System. | ⁵Distance may vary depending on vehicle location and environment. | ⁶Consult Owner's Manual for details on roof-rack load limits.



Remote Start System – Optional Ultra-Long-Range Extender

More than double your remote-start reach: Maximize it up to a full 2,500'.¹⁵ Requires dealer installation. For Long-Range Remote Start System and Long-Range Remote Start System With Confirmation.

- A. JS7Z-15603-A Ultra-Long-Range Extender Antenna Kit
- Fits Model Years 2018-2020

Vehicle Security System – Ford Perimeter Plus – Optional LED Kit

A handy visual cue and break-in deterrent; LED indicator turns on when security is active. Requires Vehicle Security System – Ford Perimeter Plus Module.

- B. DM5Z-19D596-A LED Kit
- Fits Model Years 2014-2020

Vehicle Security System – Ford Perimeter Plus

Has components not available from the factory – if glass or a body panel is impacted, 2-stage shock sensor interprets severity. Alarm also sounds if hood/trunk/doors forced open. Upgradeable to remote start systems. Requires dealer installation. Wiring harness may vary according to application.

- C. FT4Z-19A361-A Plug 'n Play Module With Harness
- Fits Model Years 2014-2017

Remote Start System – One-Way, Long-Range

Heat or cool your vehicle from up to 1,000'.¹⁵ parking lights remain on when engine is running. Requires dealer installation and programming. (May require additional equipment.)

- Requires:
- C. FT4Z-19A361-A Vehicle Security System – Ford Perimeter Plus Module
 - D. DS7Z-15K601-F One-Way, Long-Range Key Fob
 - E. DL3Z-15603-C Antenna Kit
- Fits Model Years 2014-2017

Remote Start System – Bi-Directional

No need to see your vehicle when warming it or chilling it from up to 1,000'.¹⁵ because the fob flashes/beeps when engine starts; with long-range car find and a panic alarm. Requires dealer installation and programming. (May require additional equipment.)

- Requires:
- C. FT4Z-19A361-A Vehicle Security System – Ford Perimeter Plus Module
 - F. DL3Z-15K601-A Bi-Directional Key Fob
 - E. DL3Z-15603-C Antenna Kit
- Fits Model Years 2014-2017

EXTERIOR

Bumper Protector, Rear

Scuff-resistant appliqué helps safeguard the paint when loading or unloading cargo.

- G. DS7Z-17B807-AA Clear, With FUSION Script
- Fits Model Years 2013-2020

Deflector, Aeroskin® Hood Protector by Lund®¹¹

Sleek profile adds appeal and hugs the contours, shielding against bugs, stones and debris.

- + H. PART NUMBER Smoke-Color AVAILABLE SOON
- Fits Model Years 2019-2020

- H. VHS7Z-16C900-A Smoke-Color
- Fits Model Years 2017-2018

- H. VDS7Z-16C900-A Smoke-Color
 - I. VDS7Z-16C900-B Chrome
- Fits Model Years 2013-2016

Deflector, Hood

Distinctive look redirects airstream to help carry bugs, stones and debris up and over the roof.

- J. AE5Z-16C900-A Smoke-Color
- Fits Model Years 2010-2012

- K. 6E5Z-16C900-A Smoke-Color
- Fits Model Years 2006-2009

Deflector, Moonroof

Reduce wind noise and air turbulence within the cabin; a perfect fit and extremely durable.

- L. AE5Z-54500A26-A Smoke-Color
- Fits Model Years 2009-2012

Deflectors, Side Window by Lund®¹¹

On the go or when parked, let fresh air in and keep rain out; also helps keep sun out of eyes.

- M. VKS7Z-18246-A Smoke-Color, Front and Rear, 4-Piece Set
- Fits Model Years 2013-2020

Fuel Plug, Locking

Help ward away tampering with this precision-fit plug; easy on/off at the twist of a key.


- N. 8U5Z-9C268-B
- Fits Model Years 2010-2012

Full Vehicle Cover by Covercraft®¹¹

Bonded 4-layer composite utilizes bi-component, side-by-side technology: Custom-patterned protection is breathable, foldable and soft-on-paint; outdoor/indoor use.

- O. VDE5Z-19A412-A Noah® Style, Not For Use With Fusion Plug-In Hybrid
- Fits Model Years 2013-2020

- O. VAE5Z-19A412-A Noah® Style
- Fits Model Years 2007-2012



+ New content added to this issue. | ¹¹Ford Licensed Accessory. | ¹²Vehicle application and restrictions apply. Additional components are required. See dealer for details. | ¹³Consult your Owner's Manual for specific weight ratings. | ¹⁴PEPS (Passive Entry/Passive Start) is the Push-Button Start System. | ¹⁵Distance may vary depending on vehicle location and environment. | ¹⁶Consult Owner's Manual for details on roof-rack load limits.

FORD FUSION + HYBRID + PLUG-IN HYBRID



Graphics – Charge Door Decal

Perfectly fitting for the charge door, this heavy-duty vinyl “E-plug” icon adds to the cool factor.

- A. DM5Z-5820000-AA For Fusion Plug-In Hybrid

Fits Model Years 2014-2020

Graphics – Sport Stripes

Celebrate a winning heritage in NASCAR® competition with this hood, roof and decklid action.

- B. AE5Z-5420000-AA Black, For Vehicles Without Spoiler

Fits Model Years 2010-2012

Graphics Kit by VISCOTM

Enhance those lower bodyside lines with this make-a-statement stripe; precision-fit.

- C. VFS7Z-6320000-A Matte Black, Side Stripe

Fits Model Years 2016-2020

Splash Guards, Flat

The classic way to minimize road spray, helping to protect your paintwork from chips.

- D. F6AZ-16A550-AA Black, Front Only, 2-Piece Set, With Ford Logo

Fits Model Years 2013-2020

- E. XF2Z-16A550-AC Black, Front or Rear, 2-Piece Set, With Ford Oval Logo (Rear Only for 2011-2012)

Fits Model Years 2006-2012

Splash Guards, Molded

Uniquely contoured to stylishly reduce road spray, helping to protect your finish from chips.

- F. DS7Z-16A550-AA Black, Front Only, 2-Piece Set, Without Logo

- G. DS7Z-16A550-CA Black, Rear Only, 2-Piece Set, Without Logo

Fits Model Years 2013-2020

- H. 6E5Z-16A550-AA Black, Front and Rear, 4-Piece Set, With Fusion Logo

Fits Model Years 2006-2009

Splash Guards, Molded



Uniquely contoured to stylishly reduce road spray, helping to protect your finish from chips.

Not for use with Sport models.

- I. AE5Z-16A550-AA Black, Front Only, Without Logo

- I. AE5Z-16A550-BA Black, Rear Only, Without Logo

Fits Model Years 2010-2012



Spoiler, Rear Decklid

Add this racing-inspired, aero-designed accent for sportier standout looks.

- J. DS7Z-5444210-AA Primed

Fits Model Years 2013-2020

- K. AE5Z-5444210-AA Primed

Fits Model Years 2010-2012

- L. 6E5Z-5444210-AA Primed

Fits Model Years 2007-2009

RACKS AND CARRIERS

RACKS by THULE®1

Removable Roof Rack and Crossbar System by THULE®1,6

Versatile system helps transport cargo conveniently on top; with bars, feet, fit kit and locks.

- M. VDE5Z-7855100-A

Fits Model Years 2013-2020

CARRIERS by THULE®1

Bike Carrier, Roof-Mounted, Upright by THULE®1,6

For loading and unloading, a convenient lever operates the self-adjusting clamps; lockable.

Requires Crossbars by THULE®. Crossbars can accommodate a second roof-mounted bike carrier.

- N. VAT4Z-7855100-K Carries 1 Bike

Fits Model Years 2006-2020

Cargo Basket, Roof-Mounted by THULE®1,6

Stylish aluminum design with 8 adjustable tie-down loops to help secure the load, plus a rubber-covered upper surface for long cargo; integrated T-tracks extend basket use.

Requires Crossbars by THULE®.

- O. VJT4Z-7855100-A 50" x 41" x 6"

Fits Model Years 2013-2020

Cargo Box, Roof-Mounted by THULE®1,6

Heavy-duty design helps keep out the elements; lockable passenger-side opening is handy.

Requires Crossbars by THULE®.

- P. VAT4Z-7855100-F 55" x 26" x 12" (shown)

- P. VET4Z-7855100-B 65" x 35" x 16"

Fits Model Years 2006-2020

- P. VET4Z-7855100-A 84" x 35" x 17"

Fits Model Years 2006-2012

FORD FUSION + HYBRID + PLUG-IN HYBRID



WHEN YOU'RE READY TO PERSONALIZE:

Visit accessories.ford.com

—or—

See your Ford Dealer

+ New content added to this issue. | 1Ford Licensed Accessory. | 2Vehicle application and restrictions apply. Additional components are required. See dealer for details. | 3Consult your Owner's Manual for specific weight ratings. | 4PEPS (Passive Entry/Passive Start) is the Push-Button Start System. | 5Distance may vary depending on vehicle location and environment. | 6Consult Owner's Manual for details on roof-rack load limits.

FORD FUSION + HYBRID + PLUG-IN HYBRID



Kayak Carrier, Roof-Mounted by THULE®1,6

Transport your kayak stably and securely, all with quick and easy loading and unloading. Flat: Flexible cushioned pads conform to hull; with center load straps and end tie-downs. Folding: Popular J-style steel cradles have adjustable padding; fold down when not in use. Requires Crossbars by THULE®

- A. VAT4Z-7855100-G Flat
- B. VAT4Z-7855100-H Folding

Fits Model Years 2006-2020

Paddleboard Carrier, Roof-Mounted by THULE®1,6

Telescoping design for a custom fit; locking cam and steel-reinforced webbing add security. Requires Crossbars by THULE®

- C. VFT4Z-7855100-B Stand-up

Fits Model Years 2013-2020

Ski/Snowboard Carrier, Roof-Mounted, Flat Top by THULE®1,6

Locking carrier slides to side of vehicle for easy access; with SpeedLink mounting hardware. Requires Crossbars by THULE®

- D. VDT4Z-7855100-D Carries 6 Pairs of Skis or 4 Snowboards

Fits Model Years 2006-2020

INTERIOR

Ash Cup/Coin Holder

Keep ashes or change tidily in place; sized just right to slot into a center-console cupholder.

- E. 5L8Z-7804810-AAA Without Lighter Element
- F. 5L8Z-7804810-BAA With Lighter Element

Fits Model Years 2006-2020

Cargo Area Protector

Preserve flooring with this grooved, raised-lip tray that's shaped to your vehicle's contours.

- G. DS7Z-6111600-AA Black (Not For Use With Fusion Hybrid or Fusion Plug-In Hybrid)

Fits Model Years 2013-2020

Cargo Mat, Carpeted

Luxurious, contoured mat adds a layer of stain-resistant protection against dirt and debris.

- H. DS7Z-5413046-AB Ebony (Not For Use With Fusion Hybrid)
- I. DS7Z-5413046-GG Black (For Use With Fusion Hybrid)

Fits Model Years 2013-2020



Cargo Net

Stretchable, soft braided cording helps keep assorted items in back secure and under control.

- J. DS7Z-54550A66-B Envelope Style

Fits Model Years 2013-2020

- K. 6E5Z-54550A66-A Envelope Style

Fits Model Years 2006-2012

Cargo Organizer, Soft

These smart mix-and-match ways to contain groceries and personal belongings can minimize topples or preserve freshness; bag is collapsible, and both organizers store flat.

Cooler Bag: Insulated, lightweight carryall helps keep food and drink cool or warm; zippered. Large Organizer: 4 mildew-resistant compartments and hookable straps; just over 3' long. Standard Organizer: 3 mildew-resistant compartments and built-in handles; just over 2' long.

- L. HE5Z-19H484-A Cooler Bag With Adjustable Carrying Strap
- M. HE5Z-78115A00-A Large, Folding
- N. HE5Z-78115A00-C Standard, Folding

Fits Model Years 2006-2020

Charge Cord Bag by THULE®1

Neatly protect and store your cord within the semi-hardshell case; zippered open/close.

- O. VCV6Z-10C744-A For Fusion Plug-In Hybrid

Fits Model Years 2013-2020

Door Sill Plates

Illuminated: Simply open either front door to activate the LED glow on the associated plate.

Non-Illuminated: Polished front plates add more dynamism whenever getting in and out.

- P. DS7Z-54132A08-AB Stainless Steel, Illuminated, 2-Piece Set, Front
- Q. DS7Z-54132A08-AD Stainless Steel, Non-Illuminated, 2-Piece Set, Front

Fits Model Years 2013-2020

- R. 8E5Z-54132A08-AA Stainless Steel, Illuminated, 2-Piece Set, Front

Fits Model Years 2008-2012

Battery Jump Starter by NOCO®1

Compact unit – with spark-proof connections and reverse-polarity protection – works in seconds, allows up to 20 starts on 1 charge (rated 1,000 charge cycles), and can hold power for a year; also has USB in/out ports and a 7-mode, dual-LED flashlight. Protective case sold separately. Not available on Fusion Hybrid and Fusion Plug-In.

- + S. VJL3Z-10A765-A GB-40, 1,000-Amp (7,000-Joule) Lithium Jump Starter
- + T. VJL3Z-10C744-A Case for GB-40

Fits Model Years 2018-2020

First Aid Kit by DC Safety™1

Compact case houses emergency essentials – from bandages to sponges – for care on-the-go.

- U. VFL3Z-19F515-C

Fits Model Years 2010-2020

FORD FUSION + HYBRID + PLUG-IN HYBRID



+ New content added to this issue. | 1Ford Licensed Accessory. | 2Vehicle application and restrictions apply. Additional components are required. See dealer for details. | 3Consult your Owner's Manual for specific weight ratings. | 4PEPS (Passive Entry/Passive Start) is the Push-Button Start System. | 5Distance may vary depending on vehicle location and environment. | 6Consult Owner's Manual for details on roof-rack load limits.

FORD FUSION + HYBRID +
PLUG-IN HYBRID



Roadside Assistance Kit by DC Safety™¹

From the reflective vest and bungee tie-down, to jumper cables and a multi-tool, be prepared.

A. VFL3Z-19F515-A

Fits Model Years 2010-2020

Roadside Assistance Kit by DC Safety™¹ **Commercial**

Equips you with a fire extinguisher, FMVSS high-visibility warning triangles, flags, fuses and more.

B. VJL3Z-19F515-B

Fits Model Years 2010-2020

In-Vehicle Safe by Console Vault®¹

Meeting high security needs, it's constructed from 12-gauge, cold-rolled plate steel, with a welded tab and notch seams; pry-resistant locking system with 4-digit combination lock.

C. VFS7Z-5406202-A

Fits Model Years 2013-2016

Floor Liners

High-and-wide protection made to original Ford specs: Extra-tall walls and deep-set grooves contain what's tracked in or spilled within; firm-yet-flexible construction with nibbed backing. *Dual retention on driver-side liner.*

D. HS7Z-5413300-DA Black, 4-Piece Set

Fits Model Years 2017-2020

Floor Mats, All-Weather

Deep grooves and a raised-surround edge help keep mud and slush contained; spray clean. *Dual retention on driver-side mat.*

E. DS7Z-5413300-JA Black, 4-Piece Set

Fits Model Years 2013-2016

Floor Mats, Carpeted

Premium-grade carpeting complements the interior and protects flooring from wear and tear. *Dual retention on driver-side mat.*

F. HS7Z-5413300-CA Black, With Logo, 4-Piece Set

Fits Model Years 2017-2020

F. DS7Z-5413300-BA Ebony, With Dark Ash Logo, 4-Piece Set
DS7Z-5413300-BB Ebony, With Dune Logo, 4-Piece Set

Fits Model Years 2013-2016

G. CE5Z-5413300-AB Charcoal Black, 4-Piece Set

Fits Model Year 2012



Interior Light Kit

Change up your LED coloration for the center cupholder and front footwells; mix of 7 hues.

H. CL8Z-13E700-AA

Fits Model Years 2008-2019

Mini-Fridge, Portable by Indel B®¹

Cool travel companion: Use the 19-quart, LED-illuminated compartment as a fridge or freezer; with electronic thermostat, energy-smart compressor and low-voltage cutout, plus carrying strap.

+ I. VLL3Z-19J316-A 12V Refrigerator, 22" x 9.25" x 16.5," 18.5 lbs.

Fits Model Year 2020

Seating, Leather-Trimmed by Katzkin®¹

A tailor-made, custom-fit interior will make every commute something special.

For 1st-, 2nd- and 3rd-row seating where applicable. See dealer for additional details.

-ROW- Available in Standard or Tuscany Materials/Colors

Fits Model Years 2007-2011

Sunscreen, UVS100® Custom by Covercraft®¹

To help deflect damaging, heat-building UV rays, this sure-fit, accordion-fold screen has a reflective silver outer surface triple laminated over an insulating foam-core center; felt inner side.

J. VJS7Z-78519A02-A With Logo and Storage Bag

Fits Model Years 2013-2020

WHEELS

Wheel Lock Kit

Help prevent wheel/tire theft; 1 locking lug nut replaces 1 original lug nut on each wheel.

Includes: 4 locking lugs and 1 key.

K. GR3Z-1A043-A Chrome-Plated For Exposed Lugs. For V6 Engines.

Fits Model Years 2017-2020

K. DM5Z-1A043-A Chrome-Plated For Exposed Lugs

Fits Model Years 2013-2020

L. F3SZ-1A043-A Zinc-Plated For Hidden Lugs

K. F6SZ-1A043-AA Chrome-Plated For Exposed Lugs

Fits Model Years 2006-2012

FORD FUSION + HYBRID +
PLUG-IN HYBRID



WHEN YOU'RE READY
TO PERSONALIZE:

Visit accessories.ford.com

—or—

See your Ford Dealer

+ New content added to this issue. | ¹Ford Licensed Accessory. | ²Vehicle application and restrictions apply. Additional components are required. See dealer for details. | ³Consult your Owner's Manual for specific weight ratings. | ⁴PEPS (Passive Entry/Passive Start) is the Push-Button Start System. | ⁵Distance may vary depending on vehicle location and environment. | ⁶Consult Owner's Manual for details on roof-rack load limits.

FORD CARS
MUSTANG



2020 Mustang GT Premium in Iconic Silver.*
Personalized with dash cam ^{by Thinkware®1}; park lamp curtains, hood louvers, quarter window louvers and side scoops ^{by Air Design®1}; wheel center caps; wheel lock kit; and Performance Package rear spoiler.

*Metallic.

ELECTRONICS

Bullfrog® Hop ^{by KICKER®1}

Take-anywhere speaker with signature bass (1.65" drivers, 1.4" x 2.8" subwoofers), 100' streaming, 360° soundfield, AUX jack and 12-hour battery; water-resistant/dust-tight IP67 rating.

A. VHL3Z-18808-A Portable Bluetooth® Speaker

Fits Model Years 2011-2020

Bullfrog® Jump ^{by KICKER®1}

Take-anywhere speaker with signature bass (3" drivers, 3" x 4" subwoofers), 100' streaming, 360° soundfield, FM tuner, AUX jack and 20-hour battery; water-resistant/dust-tight IP66 rating.

B. VHL3Z-18808-B Portable Bluetooth® Speaker

Fits Model Years 2011-2020

Bumper-Mounted Warning Sensors ^{by Rosen®1}

In Reverse, this system scans up to 7' behind your vehicle to help alert you to objects. (Driver-assist features are supplemental and do not replace the driver's attention, judgment, and need to control the vehicle.)

Requires installation Tool Kit VAS4Z-15A866-C.

C. VAS4Z-15A866-B Reverse Sensor

Fits Model Years 2006-2020

Dash Cam ^{by Thinkware®1}

On the go and in parking surveillance mode, record action in Full HD (1080p) and Wide Dynamic Range (WDR) – coverage is complete with a 140-degree viewing angle and high-sensitivity performance in low-light and nighttime conditions; view footage on your computer.

Dash Cam only: Discreet design with easy-to-use software for settings; embeds GPS data.

Dash Cam with Rear Camera: Look both ways; camera records out the back window in 720p.

Dash Cam with Infrared Camera: Look inside too; camera records interior events in 720p.

+ D. VHL3Z-19G490-C Dash Cam

+ E. VHL3Z-19G490-D Dash Cam and Rear-Facing Camera

+ F. VHL3Z-19G490-E Dash Cam and Infrared Camera

Fits Model Years 2018-2020

Keyless Entry Keypad

Programmable, backlit keypad unlocks or locks your vehicle; no wiring or drilling necessary.

+ G. KB3Z-14A626-A For Vehicles Without Factory Remote Start

+ G. KB3Z-14A626-B For Vehicles With Factory Remote Start

Fits Model Year 2020

H. ES7Z-14A626-A

Fits Model Years 2005-2014



⁺ New content added to this issue. | ¹Ford Licensed Accessory. | ²Vehicle application and restrictions apply. Additional components are required. See dealer for details. | ³Consult your Owner's Manual for specific weight ratings. | ⁴PEPS (Passive Entry/Passive Start) is the Push-Button Start System. | ⁵Distance may vary depending on vehicle location and environment. | ⁶Consult Owner's Manual for details on roof-rack load limits.



Rear Seat Entertainment – NextBase® Duo Cinema by VOXXAutomotive™¹
Two adjustable LED 10.1" screens – with a DVD player, plus HDMI and USB inputs, on the master unit – mount on 2-post headrests; you can show the same thing on both screens.
A. VGJ5Z-10E947-A Dual Portable DVD Players
Fits Model Years 2011-2020

Remote Start System

Warm or cool your vehicle interior from afar at the push of a button; range up to 1,000'.⁵
Series 100: Vehicle parking lights turn on to indicate engine is running.
Series 200: Vehicle parking lights turn on to indicate engine is running; also has Ford Perimeter Plus security, car find, panic, and 2 owner-programmable buttons on fob.
Bi-Directional: No need to see vehicle – fob flashes/beeps when engine starts; with car find.
B. AL2Z-19G364-A Series 100, One-Button. For MyKey® Equipped Vehicles. Includes PATS Interface Kit
C. AG1Z-19G364-A Bi-Directional. For MyKey® Equipped Vehicles. Includes PATS Interface Kit

Fits Model Years 2011-2014

D. 7L3Z-19G364-AA Series 200 With Remote Keyless Entry and Vehicle Security. Requires PATS Interface Kit 8L3Z-19G365-BA.
C. 9G1Z-19G364-A Bi-Directional. Includes PATS Interface Kit.

Fits Model Years 2007-2010

SYNC® Kit


Voice-activated phone, entertainment and some mobile apps. (Don't drive while distracted. Use voice-operated systems when possible; don't use handheld devices while driving. Some features may be locked out while the vehicle is in gear. Not all features are compatible with all phones.)
Includes: Jumper wire assembly, USB cable, SYNC® module, tie-downs and manual.
E. 9R3Z-14D212-A Not For Use With DVD- and/or Navigation System-Equipped Vehicles

Fits Model Year 2009

Vehicle Security System – Ford Perimeter Plus

Has components not available from the factory – if glass or a body panel is impacted, 2-stage shock sensor interprets severity. Alarm also sounds if hood/trunk/doors forced open.
F. 7L3Z-19A361-AA For Vehicles Equipped With Factory Remote Keyless. Uses Factory Key Fob.

Fits Model Years 2007-2014



VEHICLE SECURITY SYSTEM – FORD PERIMETER PLUS AND REMOTE START SYSTEMS

Vehicle Security System – Ford Perimeter Plus

Has components not available from the factory – if glass or a body panel is impacted, 2-stage shock sensor interprets severity. Alarm also sounds if hood/trunk/doors forced open.
Requires dealer installation. Basic remote start (up to 300'⁵ range) is available for factory fobs when activated by dealer. Vehicle must be equipped with factory power door locks.
+ G. KN1Z-19A361-A Plug 'n Play Module With Harness
Fits Model Years 2019-2020

G. JS7Z-19A361-A Plug 'n Play Module With Harness

Fits Model Year 2018

Remote Start System – Long-Range

From up to 1,000'⁵ away, heat up or cool down your vehicle with the 1-button remotes that come with this system; parking lights turn on to indicate the engine is running.
Requires dealer installation. Not for vehicles with Enhanced Vehicle Security (ESCL Enhanced). (May require additional equipment.) Includes Ford Perimeter Plus Vehicle Security System. Security system functions and basic remote start (up to 300'⁵ range) are available for factory fobs when activated by dealer.

Requires:
+ G. KN1Z-19A361-A Plug 'n Play Module With Harness
H. JS7Z-15K601-C Long-Range Remote Start Kit, 2 Key Fobs Included in Kit

Fits Model Years 2019-2020

Requires:
G. JS7Z-19A361-A Plug 'n Play Module With Harness
H. JS7Z-15K601-C Long-Range Remote Start Kit, 2 Key Fobs Included in Kit

Fits Model Year 2018

Remote Start System – Long-Range With Confirmation

At up to 1,000'⁵ there's no need to see your vehicle to know it's heating up or cooling down: The system's 2-button remote flashes/beeps to indicate engine idling; with long-range car find.
Requires dealer installation. Not for vehicles with Enhanced Vehicle Security (ESCL Enhanced). (May require additional equipment.) Includes Ford Perimeter Plus Vehicle Security System. Security system functions and basic remote start (up to 300'⁵ range) are available for factory fobs when activated by dealer.

Requires:
+ G. KN1Z-19A361-A Plug 'n Play Module With Harness
I. JS7Z-15K601-B Long-Range With Confirmation Remote Start Kit

Fits Model Years 2019-2020

Requires:
G. JS7Z-19A361-A Plug 'n Play Module With Harness
I. JS7Z-15K601-B Long-Range With Confirmation Remote Start Kit

Fits Model Year 2018

Remote Start System – Optional Ultra-Long-Range Extender

More than double your remote-start reach: Maximize it up to a full 2,500'.⁵
Requires dealer installation. For Long-Range Remote Start System and Long-Range Remote Start System With Confirmation.
J. JS7Z-15603-A Ultra-Long-Range Extender Antenna Kit

Fits Model Years 2018-2020



WHEN YOU'RE READY
TO PERSONALIZE:

Visit accessories.ford.com

–or–

See your Ford Dealer

⁺ New content added to this issue. | ¹Ford Licensed Accessory. | ²Vehicle application and restrictions apply. Additional components are required. See dealer for details. | ³Consult your Owner's Manual for specific weight ratings. | ⁴PEPS (Passive Entry/Passive Start) is the Push-Button Start System. | ⁵Distance may vary depending on vehicle location and environment. | ⁶Consult Owner's Manual for details on roof-rack load limits.



WHEN YOU'RE READY
TO PERSONALIZE:

Visit accessories.ford.com

—or—

See your Ford Dealer

Vehicle Security System – Ford Perimeter Plus – Optional LED Kit

A handy visual cue and break-in deterrent; LED indicator turns on when security is active. Requires Vehicle Security System – Ford Perimeter Plus Module.

- A. DM5Z-19D596-A LED Kit

Fits Model Years 2015-2020

Vehicle Security System – Ford Perimeter Plus

Has components not available from the factory – if glass or a body panel is impacted, 2-stage shock sensor interprets severity. Alarm also sounds if hood/trunk/doors forced open. Upgradeable to Remote Start Systems. Requires dealer installation. Wiring harness may vary according to application.

- B. FT4Z-19A361-A Plug 'n Play Module With Harness

Fits Model Years 2015-2017

Remote Start System – One-Way, Long-Range

Heat or cool your vehicle from up to 1,000'⁵; parking lights remain on when engine is running. Requires dealer installation and programming. Not for vehicles with Enhanced Vehicle Security (ESCL Enhanced). (May require additional equipment.)

Requires:

- B. FT4Z-19A361-A Vehicle Security System – Ford Perimeter Plus Module
C. DS7Z-15K601-F One-Way, Long-Range Key Fob

Fits Model Years 2015-2017

Remote Start System – Bi-Directional

No need to see your vehicle when warming it or chilling it from up to 1,000'⁵ because the fob flashes/beeps when engine starts; with long-range car find and a panic alarm. Requires dealer installation and programming. Not for vehicles with Enhanced Vehicle Security (ESCL Enhanced). (May require additional equipment.)

Requires:

- B. FT4Z-19A361-A Vehicle Security System – Ford Perimeter Plus Module
D. DL3Z-15K601-A Bi-Directional Key Fob

Fits Model Years 2015-2017

EXTERIOR

Body Kit, Boss®/California Special

Get in on the customization action with this aggressive, diffuser-style addition.

- E. DR3Z-17F828-BA Primed, Rear Lower Fascia

Fits Model Years 2013-2014

Body Kits, California Special

If you dig the West Coast scene, then any of these slick fascias are your thing.

- F. AR3Z-17F828-AA Black, Lower Rear Diffuser Style

Fits Model Years 2010-2012

- G. 6R3Z-6320049-AA Front Fascia, Primed

- H. 6R3Z-6320049-BA Rear Fascia, Primed

Fits Model Years 2006-2009

Decklid Panel

Add more stand-out sass to your muscle car's tail; molded-in color, and no drilling required.

- I. AR3Z-6342528-CA Silver, With GT500® Faux Gas Cap

- J. AR3Z-6342528-E Black, For Use With V6

- K. AR3Z-6342528-F Black, For Use With V8

Fits Model Years 2010-2012

Deflector, Aeroskin® Hood Protector by Lund®⁶¹

Sleek profile adds appeal and hugs the contours, shielding against bugs, stones and debris.

- L. VJR3Z-16C900-A Smoke-Color

Fits Model Years 2018-2020

- M. VFR3Z-16C900-A Smoke-Color

Fits Model Years 2015-2017

- N. VCR3Z-16C900-A Smoke-Color

Fits Model Years 2013-2014

Deflector, Hood

Distinctive look redirects airstream to help carry bugs, stones and debris up and over the roof.

- O. 5R3Z-16C900-AA Smoke-Color

Fits Model Years 2005-2009

Exhaust Tip

A glint of chrome-plated, corrosion-resistant stainless steel catches the eye; just slide it on.

- P. 5R3Z-5K238-AA Chrome, For V6

- Q. 5R3Z-5K238-BA Chrome, For V8


Fits Model Years 2005-2009

Fog Lamps

Beyond cutting through fog, they can lend an assist in all other low-visibility conditions. For Mustang GT.

- R. DR3Z-15200-AA Designed to Install in Lower Front Fascia

Fits Model Years 2013-2014



+ New content added to this issue. | ¹Ford Licensed Accessory. | ²Vehicle application and restrictions apply. Additional components are required. See dealer for details. | ³Consult your Owner's Manual for specific weight ratings. | ⁴PEPS (Passive Entry/Passive Start) is the Push-Button Start System. | ⁵Distance may vary depending on vehicle location and environment. | ⁶Consult Owner's Manual for details on roof-rack load limits.



Front End Cover

Multi-piece, flannel-backed vinyl shields against bugs and debris; no problem opening hood.

A. 5R3Z-19A413-AA Black, For V8

Fits Model Years 2005-2009

Front Lower Fascia

Enhance the looks of your Mustang GT with this fantastic fascia from the California Special. Can be used with CR3Z-17626-AC Front Lower Fascia Splitter Kit (not for use with GT California Special).

B. BR3Z-17626-AB Without Fog Lamps

Fits Model Years 2011-2014

Front Lower Fascia

Enhance the looks of your GT with this fantastic fascia – and fogs – from the California Special. Includes: Lower fascia, spherical fog lamps, harness, switch and installation instructions (Not for use with GT California Special. Can be used with Front Lower Fascia Splitter Kit CR3Z-17626-AC).

B. BR3Z-15200-AA With Fog Lamps

Fits Model Years 2011-2012

Front Lower Fascia Splitter Kit

Race-inspired air splitter generates additional downforce for more road-holding, GT prowess. For use with BR3Z-17626-AB or BR3Z-15200-AA.

C. CR3Z-17626-AC

Fits Model Years 2011-2012

Front Splitter Kit by Air Design®¹

Like in both open-track and road racing, this street-legal splitter reduces drag and front-end lift. For Base and GT models only.

D. VJR3Z-17626-A

Fits Model Years 2018-2020

Front Trim by Dakkota Lighting Technologies¹

Running Pony lights up at night when headlamps activate; has chrome-like finish in daytime. Not for use with Shelby GT350®, Shelby® GT350R, California Special or Pony Package vehicles.

E. VFR3Z-8A224-A Lighted, Mustang Pony Emblem

Fits Model Years 2015-2017

Fuel Plug, Locking

Help ward away tampering with this precision-fit plug; easy on/off at the twist of a key.

F. 8U5Z-9C268-B

Fits Model Years 2010-2014



WHEN YOU'RE READY
TO PERSONALIZE:

Visit accessories.ford.com

—or—

See your Ford Dealer



Full Vehicle Covers

Custom-patterned protection is breathable, foldable and soft-on-paint; outdoor/indoor use. WeatherShield® Style: Exclusive high-performance fabric with patented encapsulation process. Noah® Style: Bonded 4-layer composite utilizes bi-component, side-by-side technology.

G. VKR3Z-19A412-A WeatherShield® Style, For Mustang BULLITT, With BULLITT Logo
VKR3Z-19A412-B WeatherShield® Style, For Convertible, California Special Logo
VKR3Z-19A412-C WeatherShield® Style, For Coupe, California Special Logo

Fits Model Years 2019-2020

H. FR3Z-19A412-E WeatherShield® Style, For Shelby GT350® With Cobra® Logo
I. FR3Z-19A412-F WeatherShield® Style, For Shelby® GT350R With Raised Spoiler and Cobra® Logo

Fits Model Years 2016-2020

J. FR3Z-19A412-A WeatherShield® Style, For Coupe, With Logo
K. FR3Z-19A412-B Noah® Style, For Coupe, With Logo
L. FR3Z-19A412-C WeatherShield Style, For Convertible, With Logo
M. FR3Z-19A412-D Noah® Style, For Convertible, With Logo

Fits Model Years 2015-2020

N. GR3Z-19A412-A WeatherShield® Style, For Coupe, California Special
O. GR3Z-19A412-B WeatherShield® Style, For Convertible, California Special

Fits Model Years 2016-2017

P. DR3Z-19A412-B WeatherShield® Style, California Special

Fits Model Years 2013-2014

Q. DR3Z-19A412-A WeatherShield® Style, Boss® 302

Fits Model Year 2013

R. AR3Z-19A412-B WeatherShield® Style, For V6 and GT
S. AR3Z-19A412-C Noah® Style

Fits Model Years 2010-2014

AR3Z-19A412-A WeatherShield® Style, Shelby®

Fits Model Years 2010-2013

S. 7R3Z-19A412-A WeatherShield® Style, For Vehicles With Spoiler, With Cobra® Logo and SHELBY® Script

Fits Model Years 2007-2009

T. 5R3Z-19A412-CA Noah® Style, For Vehicles With Spoiler

Fits Model Years 2005-2009

Full Vehicle Covers by Coverking®¹ – Indoor

Form-fitting cover with elasticized front and rear edges to help keep dirt and dust out, plus an ultra-plush fleece liner to pamper the car's finish; highly breathable fabric, with mirror pockets.

+ VLR3Z-19A412-B Blue, For Shelby® GT500® With Small Wing
+ VLR3Z-19A412-C Red, For Shelby® GT500® With Small Wing
+ VLR3Z-19A412-D Gray, For Shelby® GT500® With Small Wing
+ VLR3Z-19A412-E Black, For Shelby® GT500® With Small Wing
+ VLR3Z-19A412-G Blue, For Shelby® GT500® With Large Wing
+ VLR3Z-19A412-H Red, For Shelby® GT500® With Large Wing
+ VLR3Z-19A412-J Gray, For Shelby® GT500® With Large Wing
+ VLR3Z-19A412-K Black, For Shelby® GT500® With Large Wing

Fits Model Year 2020

+ New content added to this issue. | ¹Ford Licensed Accessory. | ²Vehicle application and restrictions apply. Additional components are required. See dealer for details. | *Consult your Owner's Manual for specific weight ratings. | *PEPS (Passive Entry/Passive Start) is the Push-Button Start System. | *Distance may vary depending on vehicle location and environment. | *Consult Owner's Manual for details on roof-rack load limits.



Full Vehicle Covers by Coverking® – Outdoor

Helping to protect against sun, rain and other elements, this form-fit cover is sewn using double needle and overlapped seams – the end result is a durable, leak-resist seam with backup stitch.

- + VLR3Z-19A412-A Black, For Shelby® GT500® With Small Wing
- + VLR3Z-19A412-F Black, For Shelby® GT500® With Large Wing
- + VLR3Z-19A412-L Gray, For Shelby® GT500® With Small Wing
- + VLR3Z-19A412-M Gray, For Shelby® GT500® With Large Wing

Fits Model Year 2020

Graphics – Racing Stripes

From the start, stripes like these have amped up the attitude of champion Mustang race cars. Now's the time to make your mean street machine even more jaw-dropping; precision-fit. *Over-the-Top Stripe (hood, roof, decklid).*

For use with or without pedestal-mount spoiler.

- A. DR3Z-6320000-AAZ Black
- B. DR3Z-6320000-AAY Performance White

For use with flush-mount spoiler without camera.

- A. DR3Z-6320000-BP Black
- B. DR3Z-6320000-BN Performance White

For use with flush-mount spoiler and camera.

- A. DR3Z-6320000-CL Black
- B. DR3Z-6320000-CM Performance White

Fits Model Years 2013-2014

For use without hood scoop, with flush-mount spoiler, without camera.

- A. AR3Z-6320000-CL Black
- B. AR3Z-6320000-CM Oxford White

For use without hood scoop, with flush-mount spoiler and camera.

- A. AR3Z-6320000-EL Black
- B. AR3Z-6320000-EM Oxford White

Fits Model Years 2010-2012

Graphics – Rear Decklid Blackout

Differentiate yourself from the herd with this distinguishing backside blackout treatment.

- C. BR3Z-6320000-AZ Satin Black

Fits Model Years 2010-2012

Graphics – Sport Stripes

Evoke that pulse-pounding competition image wherever the road takes you; precision-fit.

- D. DR3Z-6320000-DAF Silver
- E. DR3Z-6320000-DAE Ebony

Fits Model Years 2013-2014

Bodyside and hood, without hood scoop.

- F. AR3Z-6320000-GF Black
- G. AR3Z-6320000-HA White

Bodyside and hood, with hood scoop.

- F. AR3Z-6320000-JL Black

Fits Model Years 2010-2012

Graphics Kit by VISCO® – Hood Stripe Kit

Evoke that pulse-pounding competition image wherever the road takes you. Your choice of stellar stripes – split or broad – running the length of the hood; precision-fit.

See dealer for additional details.

- H. VJR3Z-6320000-C Matte Black, Single Cowl Stripe
- I. VJR3Z-6320000-D Gloss White, Single Cowl Stripe

Fits Model Years 2018-2020

- J. VFR3Z-6320000-E Matte Black, Dual Stripes
- K. VFR3Z-6320000-F Gloss White, Dual Stripes
- H. VFR3Z-6320000-G Matte Black, Single Cowl Stripe
- I. VFR3Z-6320000-H Gloss White, Single Cowl Stripe

Fits Model Years 2015-2017

Graphics Kit by VISCO® – Over-The-Top Stripes

Evoke that pulse-pounding competition image wherever the road takes you: Your choice of stellar stripes – split or broad – running the length of the car; precision-fit.

See dealer for additional details.

- L. VJR3Z-6320000-G 7" Wide, Matte Black, Single Stripe
- M. VJR3Z-6320000-H 7" Wide, Gloss White, Single Stripe

Fits Model Years 2018-2020

- N. VFR3Z-6320000-J 7½" Wide, Matte Black, Dual Stripes
- O. VFR3Z-6320000-K 7½" Wide, Gloss White, Dual Stripes
- L. VFR3Z-6320000-L Matte Black, Single Stripe
- M. VFR3Z-6320000-M Gloss White, Single Stripe
- P. VFR3Z-6320000-N 7½" Wide, Gloss Black, Dual Stripes

Fits Model Years 2015-2017

Graphics Kit by VISCO® – Over-The-Top Stripes

Evoke that pulse-pounding competition image wherever the road takes you: Extra-breathtaking, extra-wide split stripes run the full length of the car; precision-fit.


For Mustang Base and GT Coupe models. See dealer for additional details.

- Q. VJR3Z-6320000-E 7" Wide, Matte Black, Dual Stripes
- R. VJR3Z-6320000-F 7" Wide, Gloss White, Dual Stripes
- Q. VJR3Z-6320000-J 7" Wide, Gloss Black, Dual Stripes

Fits Model Years 2018-2020

- Q. VGR3Z-6320000-B 10" Wide, Matte Black, Dual Stripes
- R. VGR3Z-6320000-C 10" Wide, Gloss White, Dual Stripes
- S. VGR3Z-6320000-D 10" Wide, Intense Blue, Dual Stripes
- T. VGR3Z-6320000-F 10" Wide, Hot Rod Red, Dual Stripes

Fits Model Years 2015-2017




WHEN YOU'RE READY
TO PERSONALIZE:

Visit accessories.ford.com

–or–

See your Ford Dealer

+ New content added to this issue. | *Ford Licensed Accessory. | *Vehicle application and restrictions apply. Additional components are required. See dealer for details. | *Consult your Owner's Manual for specific weight ratings. | *PEPS (Passive Entry/Passive Start) is the Push-Button Start System. | *Distance may vary depending on vehicle location and environment. | *Consult Owner's Manual for details on roof-rack load limits.



Graphics Kit ^{by VISCO¹} – Side Stripe Kit

Evoke that pulse-pounding competition image wherever the road takes you: Your choice of stellar stripe excitement running along the car’s lower bodyside; precision-fit. See dealer for additional details.

- A. VFR3Z-6320000-A Matte Black, Tri-Bar Stripe
- B. VFR3Z-6320000-B Gloss White, Tri-Bar Stripe
- C. VFR3Z-6320000-C Matte Black, Speed Stripe
- D. VFR3Z-6320000-D Gloss White, Speed Stripe

Fits Model Years 2015-2020

Grille Insert

Pony: Adds chrome spears and a chrome corral around the classic Pony emblem.
Mustang Club: The classic tri-bar Pony badge is offset to the driver’s side in the 7-bar, billet-style upper grille; complete the look with the matching 5-bar, billet-style lower grille.
California Special: The classic tri-bar Pony badge is offset to the driver’s side in the 7-bar, billet-style upper grille; complete the look with the matching 5-bar, billet-style lower grille.

- E. DR3Z-8200-AD Pony Grille
- F. DR3Z-8200-BE Mustang Club of America Upper Grille, Dark Stainless
- G. DR3Z-8200-CC California Special Upper Grille, Ebony
- H. DR3Z-8200-DB Mustang Club of America Lower Grille, Dark Stainless
- I. DR3Z-8200-EA California Special Lower Grille, Ebony

Fits Model Years 2013-2014

- J. AR3Z-8200-AD Pony Grille

Fits Model Years 2010-2012

Grille Insert

Tri-bar Pony is offset to the driver’s side on this painted dark or plated chrome 7-bar stunner. Requires GT Grille Adapter (BR3Z-8419-AA) for GT applications.

- K. BR3Z-8200-AA Billet-Style Grille, Dark Stainless
- L. BR3Z-8200-AB Billet-Style Grille, Chrome

Fits Model Years 2010-2012

Grille Insert Adapter

A necessary installation component when you modify your Mustang GT with either the dark stainless billet-style grille insert or chrome billet-style grille insert.

- M. BR3Z-8419-AA GT Grille Adapter

Fits Model Years 2010-2012

Louvers, Hood ^{by Air Design^{®1}}

Trick out your Pony with these wicked old-school-cool vents, featuring faux honeycomb grilles. Not for use with any Cobra[®] model.

- N. VJR3Z-16C630-C Matte Black
- O. VJR3Z-16C630-D Gloss Black

Fits Model Years 2018-2020

Louvers, Quarter Window ^{by Air Design^{®1}}

Trick out your Pony with slotted old-school-cool louvers, featuring faux honeycomb grilles. Not for use with Convertible models.

- + P. VKR3Z-63280B10-CA Grabber Lime
- + Q. VKR3Z-63280B10-DA Velocity Blue
- + R. VKR3Z-63280B10-CB Twister Orange
- + S. VKR3Z-63280B10-CC Iconic Silver
- + T. VKR3Z-63280B10-CD Lucid Red

Fits Model Year 2020

- U. VJR3Z-63280B10-A Matte Black
- V. VJR3Z-63280B10-CA Ingot Silver
- W. VJR3Z-63280B10-CB Race Red
- X. VJR3Z-63280B10-CC Ruby Red
- Y. VJR3Z-63280B10-CD Triple Yellow
- Z. VJR3Z-63280B10-CE Magnetic
- A1. VJR3Z-63280B10-CF Royal Crimson
- B1. VJR3Z-63280B10-CG Shadow Black
- C1. VJR3Z-63280B10-CH Lightning Blue
- D1. VJR3Z-63280B10-CJ Orange Fury
- E1. VJR3Z-63280B10-CK Oxford White
- F1. VJR3Z-63280B10-CL Kona Blue


Fits Model Years 2018-2019

Park Lamp Curtains ^{by Air Design^{®1}}

Up the intensity factor: These flanking front-end accents are surefire ways to differentiate.

- G1. VJR3Z-17E810-A Matte Black
- H1. VJR3Z-17E810-B Gloss Black

Fits Model Years 2018-2020



+ New content added to this issue. | ¹Ford Licensed Accessory. | ²Vehicle application and restrictions apply. Additional components are required. See dealer for details. | ³Consult your Owner’s Manual for specific weight ratings. | ⁴PEPS (Passive Entry/Passive Start) is the Push-Button Start System. | ⁵Distance may vary depending on vehicle location and environment. | ⁶Consult Owner’s Manual for details on roof-rack load limits.



Rear Bumper Diffuser by Air Design®¹
Beyond looking sweet, this diffuser adds aerodynamic functionality by contributing downforce. *For Base model only.*
A. VJR3Z-17F828-A Matte Black
Fits Model Years 2018-2020

Scoop, Hood
Trick-out your Pony with this old-school-cool scoop that enhances the aggressive face.
B. AR3Z-16C630-AB Primed
Fits Model Years 2010-2012



Scoop, Hood by Air Design®¹
Trick-out your Pony with this x-long old-school-cool scoop, featuring a faux honeycomb grille. *For Base and GT models.*
C. VGR3Z-16C630-A Matte Black
D. VHR3Z-16C630-AA Ingot Silver
E. VHR3Z-16C630-AB Race Red
F. VHR3Z-16C630-AC Ruby Red
G. VHR3Z-16C630-AD Triple Yellow
H. VHR3Z-16C630-AE Magnetic
I. VHR3Z-16C630-AF Lightning Blue
J. VHR3Z-16C630-AG Oxford White
K. VHR3Z-16C630-AH Grabber Blue
L. VHR3Z-16C630-AJ White Platinum
M. VHR3Z-16C630-AK Absolute Black
Fits Model Years 2015-2017

Scoops, Quarter Windows by Air Design®¹
Trick-out your Pony with solid old-school-cool scoops, featuring faux honeycomb grilles. *Not for use with Convertible models.*
N. VGR3Z-63280B10-A Matte Black
O. VHR3Z-63280B10-AA Ingot Silver
P. VHR3Z-63280B10-AB Race Red
Q. VHR3Z-63280B10-AC Ruby Red
R. VHR3Z-63280B10-AD Triple Yellow
S. VHR3Z-63280B10-AE Magnetic
T. VHR3Z-63280B10-AF Absolute Black
U. VHR3Z-63280B10-AG Lightning Blue
V. VHR3Z-63280B10-AH Oxford White
Fits Model Years 2015-2019
W. VHR3Z-63280B10-AJ Grabber Blue
X. VHR3Z-63280B10-AK White Platinum
Fits Model Years 2015-2017



Scoops, Side
Trick-out your Pony with these old-school-cool scoops that punctuate the muscular profile.
Y. AR3Z-63279D37-AA Primed, Driver Side
Y. AR3Z-63279D36-AA Primed, Passenger Side
Fits Model Years 2010-2014
Z. 6R3Z-63424A62-AA Primed
Fits Model Years 2005-2009

Scoops, Side by Air Design®¹
Trick-out your Pony with slick old-school-cool scoops, featuring faux honeycomb grilles.
+ A1. VLR3Z-63279D36-AA Grabber Lime
+ B1. VLR3Z-63279D36-AB Twister Orange
+ C1. VLR3Z-63279D36-AC Iconic Silver
+ D1. VLR3Z-63279D36-AD Lucid Red
Fits Model Year 2020
+ E1. VLR3Z-63279D36-AE Velocity Blue
Fits Model Years 2019-2020

F1. VJR3Z-63279D36-A Matte Black
G1. VJR3Z-63279D36-CB Race Red
H1. VJR3Z-63279D36-CD Triple Yellow
I1. VJR3Z-63279D36-CE Burgundy Velvet
J1. VJR3Z-63279D36-CF Shadow Black
K1. VJR3Z-63279D36-CG Lightning Blue
L1. VJR3Z-63279D36-CJ Oxford White
M1. VJR3Z-63279D36-CK Kona Blue
N1. VJR3Z-63279D36-CL Magnetic
Fits Model Years 2018-2020
O1. VJR3Z-63279D36-CA Ingot Silver
P1. VJR3Z-63279D36-CC Ruby Red
Q1. VJR3Z-63279D36-CH Orange Fury
Fits Model Years 2018-2019

F1. VGR3Z-63279D36-A Matte Black
O1. VHR3Z-63279D36-AA Ingot Silver
G1. VHR3Z-63279D36-AB Race Red
P1. VHR3Z-63279D36-AC Ruby Red
H1. VHR3Z-63279D36-AD Triple Yellow
N1. VHR3Z-63279D36-AE Magnetic
J1. VHR3Z-63279D36-AF Absolute Black
K1. VHR3Z-63279D36-AG Lightning Blue
L1. VHR3Z-63279D36-AH Oxford White
R1. VHR3Z-63279D36-AJ Grabber Blue
S1. VHR3Z-63279D36-AK White Platinum
Fits Model Years 2015-2017



⁺ New content added to this issue. | ¹Ford Licensed Accessory. | ²Vehicle application and restrictions apply. Additional components are required. See dealer for details. | ³Consult your Owner's Manual for specific weight ratings. | ⁴PEPS (Passive Entry/Passive Start) is the Push-Button Start System. | ⁵Distance may vary depending on vehicle location and environment. | ⁶Consult Owner's Manual for details on roof-rack load limits.



Splash Guards, Flat

The classic way to minimize road spray, helping to protect your paintwork from chips.

- A. F6ZZ-16A550-BA Rear Only, With Pony Logo

Fits Model Years 1998-2014

Splash Guards, Molded

Uniquely contoured to stylishly reduce road spray, helping to protect your finish from chips.

- AR3Z-16A550-AC Black, Rear Only, With Pony Logo (2011 V6 and GT Models; 2011-2012 V6 Model Only)

Fits Model Years 2010-2012

- 5R3Z-16A550-AA Black, Rear Only, With MUSTANG Script Logo (V6 Engine Only)

- B. 5R3Z-16A550-BA Black Rear Only, Without Logo (GT Models Only; Not Available With California Special Body Kit)

Fits Model Years 2005-2009

Spoiler, Rear

Add one of these racing-inspired, aero-designed accents to the tail for souped-up sizzle.

- C. JR3Z-6344210-AB Primed, Performance Package Spoiler

Fits Model Years 2018-2020

- D. GR3Z-6344210-BC Shelby® Track Package Spoiler, Absolute Black (Paint to Match)

Fits Model Years 2016-2020

- E. FR3Z-7644210-AB For Coupe, Primed, Blade-Style, Decklid
- F. FR3Z-6344210-AC For Coupe, Primed, Blade-Style, Decklid
- G. FR3Z-6344210-BC For Coupe, Primed, Raised Blade-Style, Decklid

Fits Model Years 2015-2020

- H. AR3Z-6344210-AC Primed, Decklid Lip
- I. AR3Z-6344210-BB Primed, Rear Lower Fascia
- J. AR3Z-6344210-CA Primed, Pedestal-Mount

Fits Model Years 2010-2014

- K. 5R3Z-6344210-AAL Primed, GT Style
- L. 7R3Z-6344210-AJ Primed, V6 Style
- M. 7R3Z-6344210-BA Primed, Shelby® Style

Fits Model Years 2005-2009

Spoiler, Rear Lip by Air Design®1

Accentuate the tail of your Mustang with this slippery spoiler – an alluring finishing touch.

- N. VJR3Z-6344210-A Gloss Faux Carbon Fiber
- O. VJR3Z-6344210-B Matte Faux Carbon Fiber
- P. VJR3Z-6344210-C Black Satin Plastic

Fits Model Years 2018-2020

Strut Mount Kit, Adjustable

Designed to add an edge to the adroit handling of the factory suspension, this performance-oriented kit allows for fine-tuned adjustment of the front struts.

For 2019 GT350; 2020 GT350R and GT500

- Q. KR3Z-3D008-A Adjustable Upper Front Strut Kit

Fits Model Years 2019-2020

INTERIOR

Ash Cup/Coin Holder

Keep ashes or change tidily in place; sized just right to slot into a center-console cupholder.

- R. 5L8Z-7804810-AAA Without Lighter Element
- S. 5L8Z-7804810-BAA With Lighter Element

Fits Model Years 2005-2009, 2015-2020

- R. AL3Z-7804788-AA Without Lighter Element
- S. AR3Z-6304788-AB With Lighter Element

Fits Model Years 2010-2014

Cargo Area Protector

Preserve flooring with this grooved, raised-lip tray that’s shaped to your vehicle’s contours.

- T. FR3Z-6111600-AA Black, Without Subwoofer
- U. FR3Z-6111600-BA Black, With Subwoofer

Fits Model Years 2015-2020

- V. AR3Z-6111600-AA Black, Without Subwoofer

Fits Model Years 2010-2014

Cargo Net

Stretchable, soft braided cording helps keep assorted items in back secure and under control.

- W. FR3Z-63550A66-A Envelope Style

Fits Model Years 2015-2020

- X. 5R3Z-63550A66-AA Envelope Style

Fits Model Years 2005-2014



+ New content added to this issue. | 1Ford Licensed Accessory. | 2Vehicle application and restrictions apply. Additional components are required. See dealer for details. | 3Consult your Owner’s Manual for specific weight ratings. | 4PEPS (Passive Entry/Passive Start) is the Push-Button Start System. | 5Distance may vary depending on vehicle location and environment. | 6Consult Owner’s Manual for details on roof-rack load limits.



Cargo Organizer, Soft

These smart mix-and-match ways to contain groceries and personal belongings can minimize topples or preserve freshness; bag is collapsible, and both organizers store flat. Cooler Bag: Insulated, lightweight carryall helps keep food and drink cool or warm; zippered. Large Organizer: 4 mildew-resistant compartments and hookable straps; just over 3' long. Standard Organizer: 3 mildew-resistant compartments and built-in handles; just over 2' long.

- A. HE5Z-19H484-A Cooler Bag With Adjustable Carrying Strap
- B. HE5Z-78115A00-A Large, Folding
- C. HE5Z-78115A00-C Standard, Folding

Fits Model Years 2004-2020

Door Sill Plates

Simply open either front door to activate the LED glow on the associated polished plate.

- D. FR3Z-63132A08-AA Charcoal Black, Illuminated, 2-Piece Set, Front

Fits Model Years 2015-2020

- E. 8R3Z-63132A08-AC Charcoal Black, Illuminated, 2-Piece Set, Front

Fits Model Years 2008-2014

Battery Jump Starter by NOCO®¹

Compact unit – with spark-proof connections and reverse-polarity protection – works in seconds, allows up to 20 starts on 1 charge (rated 1,000 charge cycles), and can hold power for a year; also has USB in/out ports and a 7-mode, dual-LED flashlight. Protective case sold separately.

- + F. VJL3Z-10A765-A GB-40, 1,000-Amp (7,000-Joule) Lithium Jump Starter
- + G. VJL3Z-10C744-A Case for GB-40

Fits Model Years 2018-2020

First Aid Kit by DC Safety™¹

Compact case houses emergency essentials – from bandages to sponges – for care on-the-go.

- H. VFL3Z-19F515-C

Fits Model Years 2009-2020

Roadside Assistance Kit by DC Safety™¹

From the reflective vest and bungee tie-down, to jumper cables and a multi-tool, be prepared.

- I. VFL3Z-19F515-A

Fits Model Years 2009-2020

Roadside Assistance Kit by DC Safety™¹ Commercial

Equips you with a fire extinguisher, FMVSS high-visibility warning triangles, flags, fuses and more.

- J. VJL3Z-19F515-B

Fits Model Years 2009-2020

Floor Liners

High-and-wide protection made to original Ford specs: Extra-tall walls and deep-set grooves contain what's tracked in or spilled within; firm-yet-flexible construction with nibbed backing. Dual retention on driver-side liner.

- K. HR3Z-6313300-AA Black, 4-Piece Set, With Pony Logo

Fits Model Years 2015-2020

Floor Mats, All-Weather

Deep grooves and a raised-surround edge help keep mud and slush contained; spray clean. Dual retention on driver-side mat.

- L. FR3Z-6313300-BA Black, 4-Piece Set, With Pony Logo

Fits Model Years 2015-2019

- M. CR3Z-6313300-AA Black, 4-Piece Set, With Pony Logo

Fits Model Years 2011-2014

Floor Mats, All-Weather

Deep grooves and a raised-surround edge help keep mud and slush contained; spray clean. Single retention on driver-side mat.

- N. AR3Z-6313300-B Black, 4-Piece Set, With Pony Logo

Fits Model Year 2010

- O. 6R3Z-6313300-A Black, 4-Piece Set, With Pony Logo

Fits Model Years 2005-2009

Floor Mats, Carpeted

Premium-grade carpeting complements the interior and protects flooring from wear and tear. Dual retention on driver- and passenger-side mats.

- P. JR3Z-6313300-BA Black, 2-Piece Set, With Black Pony Logo

- Q. FR3Z-6313086-AA Black, 2-Piece Set, With Silver Pony Logo

Fits Model Years 2015-2020

Floor Mats, Carpeted

Premium-grade carpeting complements the interior and protects flooring from wear and tear. Dual retention on driver-side mat.

- R. CR3Z-6313086-AB Black, 2-Piece Set, With Boss® 302 Logo

Fits Model Year 2013

- R. CR3Z-6313086-AA Black, 2-Piece Set, With Boss® 302 Logo

- BR3Z-6313086-AD Black, 2-Piece Set, Without Logo

Fits Model Year 2012

Floor Mats, Carpeted

Premium-grade carpeting complements the interior and protects flooring from wear and tear. Dual retention on driver- and passenger-side mats (for vehicles built after 2/27/12).

- S. BR3Z-6313086-CE Black, 2-Piece Set, With Pony Logo

Fits Model Years 2013-2014

Floor Mats, Carpeted

Premium-grade carpeting complements the interior and protects flooring from wear and tear. Dual retention on driver-side mat (for vehicles built 6/13/11 through 2/27/12).

- S. BR3Z-6313086-CD Black, 2-Piece Set, With Pony Logo

Fits Model Years 2011-2012



WHEN YOU'RE READY
TO PERSONALIZE:

Visit accessories.ford.com

—or—

See your Ford Dealer

+ New content added to this issue. | ¹Ford Licensed Accessory. | ²Vehicle application and restrictions apply. Additional components are required. See dealer for details. | ³Consult your Owner's Manual for specific weight ratings. | ⁴PEPS (Passive Entry/Passive Start) is the Push-Button Start System. | ⁵Distance may vary depending on vehicle location and environment. | ⁶Consult Owner's Manual for details on roof-rack load limits.



Gear Indicator Shift Knob by Gaslock®¹
Black soft-touch surface complemented with satin-chrome aluminum and a blue LCD readout.
A. VAR3Z-7213-B Illuminated, For Manual Transmission
Fits Model Years 2010-2014

Gear Shift Knob
Exotic high-performance-inspired radiance capped in authentic, weave-patterned carbon fiber. *Not for use with GT350.*
B. FR3Z-7213-D Black, Carbon Fiber, Without Logo, For 6-Speed Manual Transmission
Fits Model Years 2016-2020


Interior Light Kit
Change up your LED coloration for the center cupholder and front footwells; mix of 7 hues.
C. CL8Z-13E700-AA
Fits Model Years 2010-2019

Mini-Fridge, Portable by Indel B®¹
Cool travel companion: Use the 19-quart, LED-illuminated compartment as a fridge or freezer; with electronic thermostat, energy-smart compressor and low-voltage cutout, plus carrying strap.
+ D. VLL3Z-19J316-A 12V Refrigerator, 22" x 9.25" x 16.5," 18.5 lbs.
Fits Model Year 2020

Seating, Leather-Trimmed by Katzkin®¹
A tailor-made, custom-fit interior will make every commute something special. *For 1st-, 2nd- and 3rd-row seating where applicable. See dealer for additional details.*
-ROW- Available in Standard or Tuscany Materials/Colors.
Fits Model Years 2010-2014

Sport Pedals
The genuine aluminum alloy covers make for a more engaging, performance-oriented drive.
E. BR3Z-9G757-A Brushed Aluminum, For Automatic Transmission
F. BR3Z-9G757-B Brushed Aluminum, For Manual Transmission
Fits Model Years 2010-2020

Sunscreen, UVS100® Custom by Covercraft®¹
To help deflect damaging, heat-building UV rays, this sure-fit, accordion-fold screen has a reflective silver outer surface triple laminated over an insulating foam-core center; felt inner side.
G. VJR3Z-78519A02-A With Logo and Storage Bag
Fits Model Years 2015-2020



Sun Visor Accessories
Button cap: Exact-match replacement for the one next to each visor's WARNING label.
Multi-function clips: 2 spring-loaded clips – one to hold your cool shades, and another to hold a pen and papers; use the button-cap slots to secure to each visor.
Organizer kit: 4-piece storage set features a CD/DVD holder, card holder, tissue holder, and specialty holder for your favorite device; use the button-cap slots to secure to each visor.
H. BR3Z-4273-AB EZ Store Visor Plug-In Button Cap
I. BR3Z-63041A54-AB EZ Store Visor Multi-Function Clips With Carrier
J. BR3Z-63041A54-BC EZ Store Visor Organizer Kit
Fits Model Years 2012-2013


WHEELS
17" x 8" Painted Wheels²
Turn heads when you turn corners in these alloy wheels; engineered and tested to rigorous Ford requirements, including extensive evaluation for corrosion resistance.
K. 5R3Z-1007-EA Polished Aluminum, Sold Individually
Fits Model Years 2005-2009

18" x 8" Painted Dark Shadow Gray Wheels²
Turn heads when you turn corners in these alloy wheels; engineered and tested to rigorous Ford requirements, including extensive evaluation for corrosion resistance.
L. BR3Z-1007-F Sold Individually
Fits Model Years 2010-2012

18" x 8" Polished Wheels²
Turn heads when you turn corners in these alloy wheels; engineered and tested to rigorous Ford requirements, including extensive evaluation for corrosion resistance.
M. DR3Z-1K007-A Sold Individually
Fits Model Years 2013-2014

19" x 8.5" Foundry Black-Painted GT Wheels²
Turn heads when you turn corners in these alloy wheels; engineered and tested to rigorous Ford requirements, including extensive evaluation for corrosion resistance.
N. BR3Z-1007-D Sold Individually
Fits Model Years 2011-2012

20" x 8.5" Chromed Aluminum Wheels²
Turn heads when you turn corners in these alloy wheels; engineered and tested to rigorous Ford requirements, including extensive evaluation for corrosion resistance.
O. 9R3Z-1K007-B Set of 4
Fits Model Years 2010-2012



⁺ New content added to this issue. | ¹Ford Licensed Accessory. | ²Vehicle application and restrictions apply. Additional components are required. See dealer for details. | ³Consult your Owner's Manual for specific weight ratings. | ⁴PEPS (Passive Entry/Passive Start) is the Push-Button Start System. | ⁵Distance may vary depending on vehicle location and environment. | ⁶Consult Owner's Manual for details on roof-rack load limits.



Mini Spare Tire

Sized just right for stay-put storage in the covered trunk well; kit consists of an 18" x 5" aluminum wheel (plus tire and valve stem), a scissor jack, wrench and retainer bracket. *Not available for vehicles originally equipped with summer tires or 20" wheels/tires.*

A. FR3Z-1K007-C

Fits Model Years 2015-2020



Mini Spare Tire

Sized just right for stay-put storage in the covered trunk well; kit consists of an 18" x 5" aluminum wheel (plus tire and valve stem), a scissor jack, wrench and retainer bracket.

B. CR3Z-1K007-A

Fits Model Years 2012-2014

Wheel Center Caps

Change out to the wild west-running Pony that's been a tradition since the first Mustang.

C. FR3Z-1130-C 4-Piece Set, With Pony Logo

Fits Model Years 2015-2020



D. DR3Z-1130-A 4-Piece Set, With Pony Logo

Fits Model Years 2013-2014

E. 8R3Z-1130-A 4-Piece Set, With Tri-Bar Pony Logo

Fits Model Years 2008-2012

F. 5R3Z-1130-AA 4-Piece Set, Pony Spinner-Style Cap With Tri-Bar Pony Logo

G. 5R3Z-1130-BA 4-Piece Set, Chrome Ring Cap With Tri-Bar Pony Logo

Fits Model Years 2005-2009



Wheel Lock Kit

Help prevent wheel/tire theft; 1 locking lug nut replaces 1 original lug nut on each wheel. *Includes: 4 locking lugs and 1 key.*

H. GR3Z-1A043-A Chrome-Plated For Exposed Lugs

Fits Model Years 2015-2020

H. F2LY-1A043-A Chrome-Plated For Exposed Lugs

Fits Model Years 2004-2014

WHEN YOU'RE READY
TO PERSONALIZE:

Visit accessories.ford.com

—Or—

See your Ford Dealer



For more than 35 years, we've been developing and producing performance parts with enthusiasts in mind. It couldn't be any other way – our engineers are gearheads and racers. So whether you're building from the ground up or working to get that extra tenth of a second, Ford Performance delivers the products you need. We're proud to offer components designed to rigorous Ford Performance standards. They've earned the right to wear the Ford Oval.

+ Mustang GT 5.0L Cold Air Intake And Throttle Body

M-9603-M50

Fits Model Years 2015-2017

- Includes GT350 open element air-box with inlet tube and M-9926-M52 Throttle Body
- Proprietary throttle body adapter allows installation with no changes to Mustang GT intake manifold
 - Cold air inlet allows better breathing for increased horsepower
 - Throttle body is larger than Mustang GT (87 mm vs. 80 mm)
 - Kit is available with exclusive CARB legal Ford Performance calibration, Part No. M-9603-M8A for a gain of 21 peak horsepower
 - Includes production GT350 air filter
 - Calibration is necessary to prevent engine damage! Calibration not included!



+ Mustang Ford Performance Radiator Cover

M-8291-FP

Fits Model Years 2015-2017 (except G350)

- As used on 2016 Cobra Jet
- OEM radiator cover with "FORD PERFORMANCE" machined into surface
 - Due to material properties some machine marks in logo may be present



+ Ford Racing Shift Knob 6-Speed

M-7213-M8

Fits Model Years 2015-2018

- Mustang shifter, M-7210-M8 and M-7210-MA Ford Racing short throw shifters
- Included in M-7210-M8 Shifter Kit
 - 6-speed black shift knob with "Ford Racing" logo
 - Retains stock M12 x 1.25 thread for shift knob



BOOST PERFORMANCE NOW.

To order parts:
See your authorized **Ford Dealer**

For important information about installation,
safety, emissions and warranty:
Visit performanceparts.ford.com
—Or—
Phone the **Techline: 800.367.3788**

+ Ford Performance Shift Knob 6-Speed

M-7213-M8A

Fits Model Years 2015-2018

- Mustang shifter, M-7210-M8 and M-7210-MA Ford Racing short throw shifters
- Included in M-7210-M8 Shifter Kit
 - 6-speed black shift knob with "Ford Racing" logo
 - Retains stock M12 x 1.25 thread for shift knob



+ Ford Performance GT350 Shift Knob 6-Speed

M-7213-M8SB Black
M-7213-M8SR Red
M-7213-M8SW White

Fits Model Years 2015-2018

- Mustang GT350 shifter and M-7210-M8A Ford Performance Short Throw Shifter
- 2" diameter knob for enhanced feel
 - 6-speed shift knob with recessed "GT350" logo
 - Gloss finish
 - Retains stock GT350 M10 x 1.25 thread for shift knob



+ Mustang "Ford Performance" Windshield Banner

M-1820-MB

Fits Model Years 2005-2019

- Die-cut white lettering that will adhere to a properly prepared windshield
- 48" long banner with 2" tall, white "FORD PERFORMANCE" script



+ Mustang "Ford Performance" Windshield Banner – White and Red

M-1820-MR

Fits Model Years 2005-2019

- Die-cut lettering that will adhere to a properly prepared windshield
- 48" long banner with 2" tall "FORD PERFORMANCE" script
 - Banner includes white color "FORD" and red color "PERFORMANCE" lettering



+ New content added to this issue. | *Ford Licensed Accessory. | ^Vehicle application and restrictions apply. Additional components are required. See dealer for details. | ^Consult your Owner's Manual for specific weight ratings. | ^PEPS (Passive Entry/Passive Start) is the Push-Button Start System. | ^Distance may vary depending on vehicle location and environment. | ^Consult Owner's Manual for details on roof-rack load limits.

+ New content added to this issue.

+ Mustang “Ford Performance”
Sill Plate Set

M-1613208-A

Fits Model Years 2015-2019 (GT350 and GT350R)

Original equipment on Mustang GT350

- Sill plates proudly display the “Ford Performance” logo
- Set includes both the right and left door sill plate
- Durable black ABS construction
- Easy installation



+ Mustang Red Starter
Button Installation Kit

M-10B776-MR

Fits Model Years 2015-2017 (Mustang GT 5.0L and 2.3L EcoBoost®)

The Ford Performance Parts red starter button kit is designed to replace the stock silver starter button cap found on GT and 2.3L Mustang with the popular red GT350/GT350R starter button cap, giving your car a distinctive appearance.

- Kit includes a GT350 red starter button cap and replacement trim clips to use as needed
- Thorough installation instructions and available installation video



+ Mustang Deck Lid Trim Panel

M-16600-MA

Fits Model Years 2015-2019

Customize the appearance of the rear of your 2015-2019 Mustang with the Ford Performance deck lid trim panel

- This is the production trim panel from the 2018 Mustang that is pulled from the production mold before the mounting holes for the “Running Horse” or “GT” badges are placed in the part
- The part is finished in gloss black. This is the perfect “blank canvas” to create a special custom look for any 2015-2019 Mustang
- The provision for the rear mounted camera is retained
- Includes complete deck lid trim panel



+ Ford Performance Wheel Center Cap

M-1096-FP3

Fits Model Years 2015-2019

- “Ford Performance” logo on a gloss black background



+ Mustang Billet Engine Cap Set With Laser
Engraved “Ford Performance” Logo

M-6766-M50A

Fits Model Years 2015-2019

Billet aluminum CNC machined cap covers with the “Ford Performance” logo laser engraved in the top. Each cap cover is designed to push into place over the existing engine cap and is held in place with double sided tape. The cap covers are clear anodized to protect the finish and maintain long lasting beauty.

- Fits 2015-2019 Mustang GT 5.0L and 2.3L EcoBoost® and Mustang GT350 5.2L
- Engine oil cap
- Engine oil cap insert for all EcoBoost® and 2018 and newer 5.0L applications
- Brake reservoir cap
- Radiator overflow tank cap
- Windshield washer reservoir cap
- Supercharger intercooler reservoir cap

NOTE: The supercharger intercooler reservoir cap works with Ford Performance supercharger kit M-6066-M8627 and is not used on non-supercharged applications.



FORD PERFORMANCE PARTS ARE
AFTERMARKET PARTS

Ford Motor Company, The American Road, Dearborn, MI 48025, provides a Limited Warranty on select Ford Performance Parts as described herein when installed on late model Ford vehicles. This warranty works in conjunction with – and does not void – the Manufacturer’s New Vehicle Limited Warranty. It is valid for the original retail purchaser of the vehicle and is transferable to subsequent vehicle owners.

CONSUMER DISCLAIMER NOTICE

Most Ford Performance Parts are not sold with a warranty. Ford Performance Parts are sold “as is,” “with all faults,” “as they stand” and without any express warranty whatsoever, unless otherwise expressly designated herein.

PERFORMANCE PACKS AND COMPONENT PARTS

Performance Packs and Components are warranted for factory-supplied material or workmanship when correctly and completely installed on a late model Ford vehicle by an authorized Ford or Lincoln Dealer, Shelby American, Inc., or an automotive service technician certified by the Institute for Automotive Service Excellence (ASE) or endorsed by the Red Seal Program (RSE). This Performance Packs and Components Limited Warranty begins upon installation and registration of the part(s) with Ford Performance and remains in effect for the balance of 36 months or 36,000 miles/60,000 kilometers, whichever occurs first, *calculated from the start date of the Manufacturer’s New Vehicle Limited Warranty.*

Installation of these select warranted Ford Performance performance packs and components by an authorized installer will NOT void your New Vehicle Limited Warranty. Engine, driveline and suspension concerns not caused by the use of Ford Performance Parts remain eligible for warranty coverage according to the terms of the New Vehicle Limited Warranty.

Ford Performance Parts are aftermarket parts. The use of Ford Performance Parts may impact the performance characteristics of other systems of the vehicle. Even when operating properly, Ford Performance Parts, such as these, have the potential to adversely impact other systems of the vehicle. If an adverse impact is caused by a warranted Ford Performance performance pack or component, the period and coverage of this Ford Performance Limited Warranty applies to the repairs.




FORD ACCESSORIES

FORD CARS
TAURUS



2019 Taurus SEL in Ingot Silver.* Personalized with dash cam ^{by Thinkware,^{®1}} moonroof deflector, side window deflectors ^{by EGR,^{®2}} chrome mirror caps, molded splash guards, wheel lock kit, Bi-Directional Remote Start System, and Ford Perimeter Plus Vehicle Security System.

*Metallic.



ELECTRONICS

Bullfrog® Hop by KICKER®¹
Take-anywhere speaker with signature bass (1.65" drivers, 1.4" x 2.8" subwoofers), 100' streaming, 360° soundfield, AUX jack and 12-hour battery; water-resistant/dust-tight IP67 rating.
A. VHL3Z-18808-A **Portable Bluetooth® Speaker**
Fits Model Years 2012-2019



Bullfrog® Jump by KICKER®¹
Take-anywhere speaker with signature bass (3" drivers, 3" x 4" subwoofers), 100' streaming, 360° soundfield, FM tuner, AUX jack and 20-hour battery; water-resistant/dust-tight IP66 rating.
B. VHL3Z-18808-B **Portable Bluetooth® Speaker**
Fits Model Years 2012-2019



Bumper-Mounted Warning Sensors by Rosen®¹
In Reverse, this system scans up to 7' behind your vehicle to help alert you to objects. (Driver-assist features are supplemental and do not replace the driver's attention, judgment, and need to control the vehicle.)
Requires installation Tool Kit VAS4Z-15A866-C.
C. VAS4Z-15A866-B **Reverse Sensor**
Fits Model Years 2010-2019



Dash Cam by Thinkware®¹
On the go and in parking surveillance mode, record action in Full HD (1080p) and Wide Dynamic Range (WDR) – coverage is complete with a 140-degree viewing angle and high-sensitivity performance in low-light and nighttime conditions; view footage on your computer.
Dash Cam only: Discreet design with easy-to-use software for settings; embeds GPS data.
Dash Cam with Rear Camera: Look both ways; camera records out the back window in 720p.
Dash Cam with Infrared Camera: Look inside too; camera records interior events in 720p.
+ D. VHL3Z-19G490-C **Dash Cam**
+ E. VHL3Z-19G490-D **Dash Cam and Rear-Facing Camera**
+ F. VHL3Z-19G490-E **Dash Cam and Infrared Camera**
Fits Model Years 2018-2019



Hands-Free System by Mobile-Ease™
Control your smartphone with voice commands; utilizes a microphone and the audio system. (Don't drive while distracted. Use voice-operated systems when possible; don't use handheld devices while driving. Some features may be locked out while the vehicle is in gear. Not all features are compatible with all phones.)
G. 7L2Z-19G399-A **Advanced**
Fits Model Year 2008


Rear Seat Entertainment – NextBase® Duo Cinema by VOXXAutomotive™¹
Two adjustable LED 10.1" screens – with a DVD player, plus HDMI and USB inputs, on the master unit – mount on 2-post headrests; you can show the same thing on both screens.
H. VGJ5Z-10E947-A **Dual Portable DVD Players**
Fits Model Years 2012-2019

Remote Start System
Warm or cool your vehicle interior from afar at the push of a button; range up to 1,000'.⁵
Series 100: Vehicle parking lights turn on to indicate engine is running.
Series 200: Vehicle parking lights turn on to indicate engine is running; also has Ford Perimeter Plus security, car find, panic, and 2 owner-programmable buttons on fob.
Bi-Directional: No need to see vehicle – fob flashes/beeps when engine starts; with car find.
I. AL2Z-19G364-A **Series 100, One-Button. For MyKey® Equipped Vehicles. Includes PATS Interface Kit.**
J. AG1Z-19G364-A **Bi-Directional. For MyKey® Equipped Vehicles. Includes PATS Interface Kit.**
Fits Model Years 2010-2012
K. 7L3Z-19G364-AA **Series 200 With Remote Keyless Entry and Vehicle Security. Requires PATS Interface Kit 8L3Z-19G365-BA.**
J. 9G1Z-19G364-A **Bi-Directional. Includes PATS Interface Kit.**
Fits Model Years 2008-2009

Remote Start System
Heat or cool your vehicle from up to 300'⁵ – parking lights remain on when engine is running; run time is customer programmable, and system also features car find and a panic alarm. *Does not include Vehicle Security System – Ford Perimeter Plus.*
L. DA8Z-19G364-A **Series 100, Plug 'n Play. For Vehicles Without Push-Button Start.**
Fits Model Years 2013-2019

SYNC® Kit
Voice-activated phone, entertainment and some mobile apps. (Don't drive while distracted. Use voice-operated systems when possible; don't use handheld devices while driving. Some features may be locked out while the vehicle is in gear. Not all features are compatible with all phones.)
Includes: Jumper wire assembly, USB cable, SYNC® module, tie-downs and manual.
M. 9R3Z-14D212-A **Not For Use With DVD- and/or Navigation System-Equipped Vehicles**
Fits Model Year 2009

Vehicle Security System – Ford Perimeter Plus
Has components not available from the factory – if glass or a body panel is impacted, 2-stage shock sensor interprets severity. Alarm also sounds if hood/trunk/doors forced open.
N. 7L3Z-19A361-AA **For Vehicles Equipped With Factory Remote Keyless. Uses Factory Key Fob.**
Fits Model Years 2008-2012



WHEN YOU'RE READY
TO PERSONALIZE:

Visit accessories.ford.com

—or—

See your Ford Dealer

+ New content added to this issue. | ¹Ford Licensed Accessory. | ²Vehicle application and restrictions apply. Additional components are required. See dealer for details. | ³Consult your Owner's Manual for specific weight ratings. | ⁴PEPS (Passive Entry/Passive Start) is the Push-Button Start System. | ⁵Distance may vary depending on vehicle location and environment. | ⁶Consult Owner's Manual for details on roof-rack load limits.



VEHICLE SECURITY SYSTEM – FORD PERIMETER PLUS AND REMOTE START SYSTEMS

Vehicle Security System – Ford Perimeter Plus

Has components not available from the factory – if glass or a body panel is impacted, 2-stage shock sensor interprets severity. Alarm also sounds if hood/trunk/doors forced open. Requires dealer installation. Basic remote start (up to 300'⁵ range) is available for factory fobs when activated by dealer. Vehicle must be equipped with factory power door locks.

- A. JL1Z-19A361-A Plug 'n Play Module With Harness
- Fits Model Years 2018-2019

Remote Start System – Long-Range

From up to 1,000'⁵ away, heat up or cool down your vehicle with the 1-button remotes that come with this system; parking lights turn on to indicate the engine is running. Requires dealer installation. (May require additional equipment.) Includes Ford Perimeter Plus Vehicle Security System. Security system functions and basic remote start (up to 300'⁵ range) are available for factory fobs when activated by dealer.

- Requires:
- A. JL1Z-19A361-A Plug 'n Play Module With Harness
 - B. JS7Z-15K601-C Long-Range Remote Start Kit, 2 Key Fobs Included in Kit
- Fits Model Years 2018-2019

Remote Start System – Long-Range With Confirmation

At up to 1,000'⁵ there's no need to see your vehicle to know it's heating up or cooling down: The system's 2-button remote flashes/beeps to indicate engine idling; with long-range car find. Requires dealer installation. (May require additional equipment.) Includes Ford Perimeter Plus Vehicle Security System. Security system functions and basic remote start (up to 300'⁵ range) are available for factory fobs when activated by dealer.

- Requires:
- A. JL1Z-19A361-A Plug 'n Play Module With Harness
 - C. JS7Z-15K601-B Long-Range With Confirmation Remote Start Kit
- Fits Model Years 2018-2019

Remote Start System – Optional Ultra-Long-Range Extender

More than double your remote-start reach: Maximize it up to a full 2,500'⁵ Requires dealer installation. For Long-Range Remote Start System and Long-Range Remote Start System With Confirmation.

- D. JS7Z-15603-A Ultra-Long-Range Extender Antenna Kit
- Fits Model Years 2018-2019

Vehicle Security System – Ford Perimeter Plus – Optional LED Kit

A handy visual cue and break-in deterrent; LED indicator turns on when security is active. Requires Vehicle Security System – Ford Perimeter Plus Module.

- E. DM5Z-19D596-A LED Kit
- Fits Model Years 2013-2019

Vehicle Security System – Ford Perimeter Plus

Has components not available from the factory – if glass or a body panel is impacted, 2-stage shock sensor interprets severity. Alarm also sounds if hood/trunk/doors forced open. Upgradeable to Remote Start Systems. Requires dealer installation. Wiring harness may vary according to application.

- F. HG1Z-19A361-A Plug 'n Play Module With Harness
- Fits Model Year 2017

Remote Start System – One-Way, Long-Range

Heat or cool your vehicle from up to 1,000'⁵; parking lights remain on when engine is running. Requires dealer installation and programming. (May require additional equipment.)

- Requires:
- F. HG1Z-19A361-A Vehicle Security System – Ford Perimeter Plus Module
 - G. DS7Z-15K601-F One-Way, Long-Range Key Fob
 - H. DL3Z-15603-C Antenna Kit

Fits Model Year 2017

Remote Start System – Bi-Directional

No need to see your vehicle when warming it or chilling it from up to 1,000'⁵ because the fob flashes/beeps when engine starts; with long-range car find and a panic alarm. Requires dealer installation and programming. (May require additional equipment.)

- Requires:
- F. HG1Z-19A361-A Vehicle Security System – Ford Perimeter Plus Module
 - I. DL3Z-15K601-A Bi-Directional Key Fob
 - H. DL3Z-15603-C Antenna Kit

Fits Model Year 2017

Vehicle Security System – Ford Perimeter Plus

Has components not available from the factory – if glass or a body panel is impacted, 2-stage shock sensor interprets severity. Alarm also sounds if hood/trunk/doors forced open. Upgradeable to Remote Start Systems. Requires dealer installation. Wiring harness may vary according to application.

- F. DL3Z-19A361-A Plug 'n Play Module With Harness
- Fits Model Years 2013-2016

Remote Start System – One-Way, Long-Range

Heat or cool your vehicle from up to 1,000'⁵; parking lights remain on when engine is running. Requires dealer installation and programming. (May require additional equipment.)

- Requires:
- F. DL3Z-19A361-A Vehicle Security System – Ford Perimeter Plus Module
 - G. DS7Z-15K601-F One-Way, Long-Range Key Fob
 - H. DL3Z-15603-C Antenna Kit

Fits Model Years 2013-2016

Remote Start System – Bi-Directional

No need to see your vehicle when warming it or chilling it from up to 1,000'⁵ because the fob flashes/beeps when engine starts; with long-range car find and a panic alarm. Requires dealer installation and programming. (May require additional equipment.)

- Requires:
- F. DL3Z-19A361-A Vehicle Security System – Ford Perimeter Plus Module
 - I. DL3Z-15K601-A Bi-Directional Key Fob
 - H. DL3Z-15603-C Antenna Kit

Fits Model Years 2013-2016

Remote Start/Vehicle Security System – Hood Switch Kit

Makes remote start inoperable or triggers an alarm when your vehicle hood is ajar.

- J. BT4Z-19G366-A Only Required if Vehicle Is Not Already Equipped
- K. GB5Z-14B504-A Wiring Harness

Fits Model Years 2013-2019



WHEN YOU'RE READY TO PERSONALIZE:

Visit accessories.ford.com

–or–

See your Ford Dealer

+ New content added to this issue. | ¹Ford Licensed Accessory. | ²Vehicle application and restrictions apply. Additional components are required. See dealer for details. | ³Consult your Owner's Manual for specific weight ratings. | ⁴PEPS (Passive Entry/Passive Start) is the Push-Button Start System. | ⁵Distance may vary depending on vehicle location and environment. | ⁶Consult Owner's Manual for details on roof-rack load limits.



EXTERIOR

Deflector, Aeroskin® Hood Protector by Lund[†]
Sleek profile adds appeal and hugs the contours, shielding against bugs, stones and debris.
A. VCG1Z-16C900-A Smoke-Color
Fits Model Years 2013-2019

Deflector, Hood
Distinctive look redirects airstream to help carry bugs, stones and debris up and over the roof.
B. AG1Z-16C900-A Smoke-Color
Fits Model Years 2010-2012

Deflector, Moonroof
Reduce wind noise and air turbulence within the cabin; a perfect fit and extremely durable.
C. AE5Z-54500A26-A Smoke-Color
Fits Model Years 2010-2019

Deflectors, Side Window by EGR[†]
On the go or when parked, let fresh air in and keep rain out; also helps keep sun out of eyes.
D. VGG1Z-18246-A Smoke-Color, Front and Rear, 4-Piece Set
Fits Model Years 2010-2019

Fuel Plug, Locking
Help ward away tampering with this precision-fit plug; easy on/off at the twist of a key.
E. 8U5Z-9C268-B
Fits Model Years 2010-2019

Full Vehicle Cover by Covercraft^{††}
Bonded 4-layer composite utilizes bi-component, side-by-side technology: Custom-patterned protection is breathable, foldable and soft-on-paint; outdoor/indoor use.
F. VAF1Z-19A412-A Noah® Style
Fits Model Years 2010-2019

Mirror Caps
Crown your sideview mirrors in brighter brilliance with these chrome-colored lookers.
G. AG1Z-17D742-DA Chrome
Fits Model Years 2010-2019

Splash Guards, Flat
The classic way to minimize road spray, helping to protect your paintwork from chips.
H. F6AZ-16A550-AA Black, Front Only, 2-Piece Set, With Ford Oval Logo
Fits Model Years 2010-2019

Splash Guards, Molded
Uniquely contoured to stylishly reduce road spray, helping to protect your finish from chips.
I. AG1Z-16A550-AA Black, Front Only, Without Logo
J. AG1Z-16A550-BA Black, Rear Only, Without Logo
Fits Model Years 2010-2019

Spoiler, Rear
Add this racing-inspired, aero-designed accent for sportier standout looks; primed for painting.
K. DG1Z-5444210-BA Decklid Lip
L. DG1Z-5444210-CA Decklid Pedestal
Fits Model Years 2013-2019

INTERIOR

Ash Cup/Coin Holder
Keep ashes or change tidily in place; sized just right to slot into a center-console cupholder.
M. AL3Z-7804788-AA Without Lighter Element
N. AL3Z-7804788-BA With Lighter Element
Fits Model Years 2010-2019
M. 5L8Z-7804810-AAA Without Lighter Element
N. 5L8Z-7804810-BAA With Lighter Element
Fits Model Years 2008-2009

Cargo Area Protector
Preserve flooring with this grooved, raised-lip tray that's shaped to your vehicle's contours.
O. AG1Z-6111600-AA Black
Fits Model Years 2010-2019

Cargo Net
Stretchable, soft braided cording helps keep assorted items in back secure and under control.
P. 5G1Z-54550A66-AA Envelope Style
Fits Model Years 2010-2019

Cargo Organizer
Removable, adjustable divider system handily separates items; raised sides aid containment.
Q. 9A5Z-78115A00-AA Black
Fits Model Years 2010-2019



[†] New content added to this issue. | [†]Ford Licensed Accessory. | ^{††}Vehicle application and restrictions apply. Additional components are required. See dealer for details. | ^{*}Consult your Owner's Manual for specific weight ratings. | ^{*}PEPS (Passive Entry/Passive Start) is the Push-Button Start System. | ^{*}Distance may vary depending on vehicle location and environment. | ^{*}Consult Owner's Manual for details on roof-rack load limits.



Cargo Organizer, Soft
These smart mix-and-match ways to contain groceries and personal belongings can minimize topples or preserve freshness; bag is collapsible, and both organizers store flat.
Cooler Bag: Insulated, lightweight carryall helps keep food and drink cool or warm; zippered.
Large Organizer: 4 mildew-resistant compartments and hookable straps; just over 3' long.
Standard Organizer: 3 mildew-resistant compartments and built-in handles; just over 2' long.

- A.** HE5Z-19H484-A Cooler Bag With Adjustable Carrying Strap
 - B.** HE5Z-78115A00-A Large, Folding
 - C.** HE5Z-78115A00-C Standard, Folding
- Fits Model Years 2008-2019



Battery Jump Starter by NOCO^{®1}
Compact unit – with spark-proof connections and reverse-polarity protection – works in seconds, allows up to 20 starts on 1 charge (rated 1,000 charge cycles), and can hold power for a year; also has USB in/out ports and a 7-mode, dual-LED flashlight. Protective case sold separately.
+ D. VJL3Z-10A765-A GB-40, 1,000-Amp (7,000-Joule) Lithium Jump Starter
+ E. VJL3Z-10C744-A Case for GB-40

Fits Model Years 2018-2019



First Aid Kit by DC Safety^{™1}
Compact case houses emergency essentials – from bandages to sponges – for care on-the-go.
F. VFL3Z-19F515-C

Fits Model Years 2010-2019



Roadside Assistance Kit by DC Safety^{™1}
From the reflective vest and bungee tie-down, to jumper cables and a multi-tool, be prepared.
G. VFL3Z-19F515-A

Fits Model Years 2010-2019



Roadside Assistance Kit by DC Safety^{™1} **Commercial**
Equips you with a fire extinguisher, FMVSS high-visibility warning triangles, flags, fuses and more.
H. VJL3Z-19F515-B

Fits Model Years 2010-2019



Floor Mats, All-Weather
Deep grooves and a raised-surround edge help keep mud and slush contained; spray clean.
Dual Retention on driver-side mat (for vehicles built after 12/8/09).
I. DG1Z-5413300-DA Black, 4-Piece Set

Fits Model Years 2010-2019

Floor Mats, Carpeted
Premium-grade carpeting complements the interior and protects flooring from wear and tear.
Dual retention on driver-side mat.
J. DG1Z-5413300-AA Charcoal Black, 4-Piece Set

Fits Model Years 2013-2019

Interior Light Kit
Change up your LED coloration for the center cupholder and front footwells; mix of 7 hues.
Not available for Limited or SHO.
K. CL8Z-13E700-AA

Fits Model Years 2008-2019

Sport Pedals
The genuine aluminum alloy covers make for a more engaging, performance-oriented drive.
L. DG1Z-9G757-A

Fits Model Years 2013-2019


WHEELS

Wheel Lock Kit
Help prevent wheel/tire theft; 1 locking lug nut replaces 1 original lug nut on each wheel.
Includes: 4 locking lugs and 1 key.
M. E9TZ-1A043-A Chrome-Plated For Exposed Lugs

Fits Model Years 2010-2019

N. F19Z-1A043-A Zinc-Plated For Hidden Lugs

Fits Model Years 2008-2009



WHEN YOU'RE READY
TO PERSONALIZE:

Visit accessories.ford.com

—or—

See your Ford Dealer

⁺ New content added to this issue. | ¹Ford Licensed Accessory. | ²Vehicle application and restrictions apply. Additional components are required. See dealer for details. | ³Consult your Owner's Manual for specific weight ratings. | ⁴PEPS (Passive Entry/Passive Start) is the Push-Button Start System. | ⁵Distance may vary depending on vehicle location and environment. | ⁶Consult Owner's Manual for details on roof-rack load limits.

FORD UTILITIES ECOSPORT



2020 EcoSport Titanium in Ruby Red Metallic Tinted Clearcoat. Personalized with dash cam by Thinkware,^{®1} hood deflector, side window deflectors by Lund,^{®2} molded splash guards, wheel lock kit, roof crossbars, and roof-mounted bike carrier by THULE.^{®3,4}

FORD ECOSPORT

ELECTRONICS

Bullfrog® Hop by KICKER^{®1}

Take-anywhere speaker with signature bass (1.65" drivers, 1.4" x 2.8" subwoofers), 100' streaming, 360° soundfield, AUX jack and 12-hour battery; water-resistant/dust-tight IP67 rating.

- A.** VHL3Z-18808-A Portable Bluetooth® Speaker

Fits Model Years 2018-2020

Bullfrog® Jump by KICKER^{®1}

Take-anywhere speaker with signature bass (3" drivers, 3" x 4" subwoofers), 100' streaming, 360° soundfield, FM tuner, AUX jack and 20-hour battery; water-resistant/dust-tight IP66 rating.

- B.** VHL3Z-18808-B Portable Bluetooth® Speaker

Fits Model Years 2018-2020

Dash Cam by Thinkware^{®1}

On the go and in parking surveillance mode, record action in Full HD (1080p) and Wide Dynamic Range (WDR) – coverage is complete with a 140-degree viewing angle and high-sensitivity performance in low-light and nighttime conditions; view footage on your computer. **Dash Cam only:** Discreet design with easy-to-use software for settings; embeds GPS data. **Dash Cam with Rear Camera:** Look both ways; camera records out the back window in 720p. **Dash Cam with Infrared Camera:** Look inside too; camera records interior events in 720p.

- + C.** VHL3Z-19G490-C Dash Cam
+ D. VHL3Z-19G490-D Dash Cam and Rear-Facing Camera
+ E. VHL3Z-19G490-E Dash Cam and Infrared Camera

Fits Model Years 2019-2020

Keyless Entry Keypad

Programmable, backlit keypad unlocks or locks your vehicle; no wiring or drilling necessary.

- + F.** KB3Z-14A626-A For Vehicles Without Factory Remote Start
+ F. KB3Z-14A626-B For Vehicles With Factory Remote Start

Fits Model Year 2020

- G.** ES7Z-14A626-A

Fits Model Years 2018-2019

Rear Seat Entertainment – NextBase® Duo Cinema by VOXXAutomotive^{™1}

Two adjustable LED 10.1" screens – with a DVD player, plus HDMI and USB inputs, on the master unit – mount on 2-post headrests; you can show the same thing on both screens.

- H.** VGJ5Z-10E947-A Dual Portable DVD Player

Fits Model Years 2018-2020



⁺ New content added to this issue. | ¹Ford Licensed Accessory. | ²Vehicle application and restrictions apply. Additional components are required. See dealer for details. | ³Consult your Owner's Manual for specific weight ratings. | ⁴PEPS (Passive Entry/Passive Start) is the Push-Button Start System. | ⁵Distance may vary depending on vehicle location and environment. | ⁶Consult Owner's Manual for details on roof-rack load limits.



A



B



C



D

VEHICLE SECURITY SYSTEM – FORD PERIMETER PLUS AND REMOTE START SYSTEMS

Vehicle Security System – Ford Perimeter Plus

Has components not available from the factory – if glass or a body panel is impacted, 2-stage shock sensor interprets severity. Alarm also sounds if hood/swing-gate/doors forced open. Requires dealer installation. Basic remote start (up to 300'⁵ range) is available for factory fobs when activated by dealer. Vehicle must be equipped with factory power door locks.

- A. KN1Z-19A361-A Plug 'n Play Module With Harness

Fits Model Years 2018-2020

Remote Start System – Long-Range

From up to 1,000'⁵ away, heat up or cool down your vehicle with the 1-button remotes that come with this system; parking lights turn on to indicate the engine is running. Requires dealer installation. (May require additional equipment.) Includes Ford Perimeter Plus Vehicle Security System. Security system functions and basic remote start (up to 300'⁵ range) are available for factory fobs when activated by dealer.

Requires:

- A. KN1Z-19A361-A Plug 'n Play Module With Harness
- B. JS7Z-15K601-C Long-Range Remote Start Kit, 2 Key Fobs Included in Kit

Fits Model Years 2018-2020

Remote Start System – Long-Range With Confirmation

At up to 1,000'⁵ there's no need to see your vehicle to know it's heating up or cooling down: The system's 2-button remote flashes/beeps to indicate engine idling; with long-range car find. Requires dealer installation. (May require additional equipment.) Includes Ford Perimeter Plus Vehicle Security System. Security system functions and basic remote start (up to 300'⁵ range) are available for factory fobs when activated by dealer.

Requires:

- A. KN1Z-19A361-A Plug 'n Play Module With Harness
- C. JS7Z-15K601-B Long-Range With Confirmation Remote Start Kit

Fits Model Years 2018-2020

Remote Start System – Optional Ultra-Long-Range Extender

More than double your remote-start reach: Maximize it up to a full 2,500'⁵ Requires dealer installation. For Long-Range Remote Start System and Long-Range Remote Start System With Confirmation.

- D. JS7Z-15603-A Ultra-Long-Range Extender Antenna Kit

Fits Model Years 2018-2020

WHEN YOU'RE READY
TO PERSONALIZE:

Visit accessories.ford.com

—or—

See your Ford Dealer

Vehicle Security System – Ford Perimeter Plus – Optional LED Kit

A handy visual cue and break-in deterrent; LED indicator turns on when security is active. Requires Vehicle Security System – Ford Perimeter Plus Module.

- E. DM5Z-19D596-A LED Kit

Fits Model Years 2018-2020

Remote Start System – Hood Switch Kit

Makes remote start inoperable or triggers an alarm when your vehicle hood is ajar.

- F. JN1Z-19G366-A

Fits Model Years 2018-2019

EXTERIOR

Deflectors, Aeroskin® Hood Protector by Lund®¹

Sleek profile adds appeal and hugs the contours, shielding against bugs, stones and debris.

- G. VJN1Z-16C900-A Smoke-Color

Fits Model Years 2018-2020

Deflector, Hood

Distinctive look redirects airstream to help carry bugs, stones and debris up and over the roof.

- H. JN1Z-16C900-A Smoke-Color

Fits Model Years 2018-2020

Deflectors, Side Window by Lund®¹

On the go or when parked, let fresh air in and help keep rain out; helps keep sun out of eyes.

- I. VJN1Z-18246-A Smoke-Color, Front and Rear, 4-Piece Set

Fits Model Years 2018-2020

Splash Guards, Molded

Uniquely contoured to stylishly reduce road spray, helping to protect your finish from chips.

- J. JN1Z-16A550-B Black, Front, 2-Piece Set, Without Logo
- K. JN1Z-16A550-C Black, Rear, 2-Piece Set, Without Logo

Fits Model Years 2018-2020



E



F



G



H



I



J



K

+ New content added to this issue. | ¹Ford Licensed Accessory. | ²Vehicle application and restrictions apply. Additional components are required. See dealer for details. | ³Consult your Owner's Manual for specific weight ratings. | ⁴PEPS (Passive Entry/Passive Start) is the Push-Button Start System. | ⁵Distance may vary depending on vehicle location and environment. | ⁶Consult Owner's Manual for details on roof-rack load limits.



RACKS AND CARRIERS

Roof Crossbars⁶
Attach these sturdy, weather-resistant bars along the rails to mount select carriers. *Includes air deflector to reduce wind noise.*
+ A. JN1Z-9955100-A 2-Piece Set
Fits Model Years 2018-2020

CARRIERS by Yakima®^{1,6}

Bike Carrier, Roof-Mounted, Upright by Yakima®^{1,6}
Ensures zero contact with the bike frame, accommodating wheels from 20"-29" and tires up to 3" wide; tool-free installation, plus SKS (Same Key System) locking. *Requires Ford Original Equipment Crossbars.*
+ B. VKB3Z-7855100-V With Locks
Fits Model Years 2019-2020

Canoe Carrier, Roof-Mounted by Yakima®^{1,6}
Equipped with over-molded rubber pads, securing straps and bow/stern tie-downs, here's how a canoe gets to water in sound style; tool-free installation. *Requires Ford Original Equipment Crossbars.*
+ C. VKB3Z-7855100-D
Fits Model Years 2019-2020

Cargo Basket, Roof-Mounted by Yakima®^{1,6}
Haul gear on high with any of these weather-resistant, heavy-duty steel baskets that come equipped with a custom wind fairing to help reduce drag and noise; tool-free installation. *Requires Ford Original Equipment Crossbars.*
+ D. VKB3Z-7855100-U Small, 58" x 23" x 6.5"
+ E. VKB3Z-7855100-T Medium With 2 Adjustable Accessory Bars, 44" x 40" x 7"
+ F. VKB3Z-7855100-S Extra-Large With Stretch Net, 52" x 48" x 6.5"
Fits Model Years 2019-2020

Cargo Basket Light Brackets, Roof-Mounted by Yakima®^{1,6}
Capable of carrying off-road lights of virtually any size and shape, these heavy-duty powdered-steel brackets can be mounted to the front or rear of the medium and extra-large baskets. *Requires Roof-Mounted Cargo Basket by Yakima® Off-road lights not included.*
+ G. VKB3Z-15266-A 2-Piece Set
Fits Model Years 2019-2020

Kayak Carrier, Roof-Mounted by Yakima®^{1,6}
Featuring a handy cam lever and multiple settings, carry 1 kayak in J-cradle position or 2 kayaks in vertical, stacker position; tool-free installation, plus SKS (Same Key System) locking. *Requires Ford Original Equipment Crossbars.*
+ H. VKB3Z-7855100-C
Fits Model Years 2019-2020

Kayak/Paddleboard Carrier, Roof-Mounted, Load-Assist by Yakima®^{1,6}
Load/unload 1 kayak or 2 boards in a breeze: Slide-and-tilt mount operates at waist level, lowering over 2' and providing 30%–45% weight assistance; SKS (Same Key System) locking. *Requires Ford Original Equipment Crossbars.*
+ I. VKB3Z-7855100-B With Locks
Fits Model Years 2019-2020

Paddleboard Carrier, Roof-Mounted by Yakima®^{1,6}
Soft-padded mount holds 2 boards – up to 36" wide – easily loaded via built-in rollers; integrated strap stowage, tool-free installation, plus SKS (Same Key System) locking. *Requires Ford Original Equipment Crossbars.*
+ J. VKB3Z-7855100-H With Locks
Fits Model Years 2019-2020

Ski/Snowboard Carrier, Roof-Mounted by Yakima®^{1,6}
Holds up to 6 pairs of skis or 4 snowboards with the added benefit of a large button for easy opening with gloves on; tool-free installation, plus SKS (Same Key System) locking. *Requires Ford Original Equipment Crossbars.*
+ K. VKB3Z-7855100-E With Locks
Fits Model Years 2019-2020

ADDITIONS by Yakima®¹

Awning by Yakima®¹
Window shade-style covering offers 42 sq. ft. of protection against sun and rain, and carry case uses only 6" of rack space; tool-free installation, plus SKS (Same Key System) locking. *Requires Ford Original Equipment Crossbars.*
+ L. VKB3Z-99000C38-E With Locks
Fits Model Years 2019-2020



+ New content added to this issue. | ¹Ford Licensed Accessory. | ²Vehicle application and restrictions apply. Additional components are required. See dealer for details. | ³Consult your Owner's Manual for specific weight ratings. | ⁴PEPS (Passive Entry/Passive Start) is the Push-Button Start System. | ⁵Distance may vary depending on vehicle location and environment. | ⁶Consult Owner's Manual for details on roof-rack load limits.



WHEN YOU'RE READY
TO PERSONALIZE:

Visit accessories.ford.com

—or—

See your Ford Dealer

Lock Kit, SKS (Same Key System) by Yakima®¹

These 4 cores enable locking of products with just a single key; includes 2 matching keys, and 1 “uncut” control key used only for the installation and removal of an unlocked SKS core.

+ A. VKB3Z-7821984-A 4-Piece Set

Fits Model Years 2019-2020

Tool Holder by Yakima®¹

Perfectly fitting for a paddle, axe, shovel or other long item with a handle diameter of 1.18" to 1.96" and weighing up to 9 lbs.; attach to most racks, baskets and T-slot crossbars.

+ B. VKB3Z-99550B29-A 2-Piece Set

Fits Model Years 2019-2020

RACKS by THULE®¹,²

Removable Roof Rack and Crossbar System by THULE®¹,²

Versatile system helps transport cargo conveniently on top; with bars, feet, fit kit and locks. *Requires Ford Original Equipment Crossbars or Crossbars by THULE®.*

C. VJN1Z-7855100-A

Fits Model Years 2018-2020

Roof Rack Crossbar System by THULE®¹,²

High-strength AeroBlade™ load bars feature a textured WindDiffuser™, BoxBeam™ aluminum extrusion, SwingBlade™ end caps and a SmartSlide™ measurement system. *Includes: Crossbars and mounting kit. For use with factory roof rails.*

D. VDT4Z-7855100-A

Fits Model Years 2018-2020

CARRIERS by THULE®¹

Bike Carrier, Roof-Mounted, Upright by THULE®¹,²

For loading and unloading, a convenient lever operates the self-adjusting clamps; lockable. *Requires Ford Original Equipment Crossbars or Crossbars by THULE®. Crossbars can accommodate a second roof-mounted bike carrier.*

E. VAT4Z-7855100-K Carries 1 Bike

Fits Model Years 2018-2020


Cargo Box, Roof-Mounted by THULE®¹,²

Heavy-duty design helps keep out the elements; lockable passenger-side opening is handy. *Requires Ford Original Equipment Crossbars or Crossbars by THULE®.*

F. VAT4Z-7855100-F 55" x 26" x 12" (shown)

F. VET4Z-7855100-B 65" x 35" x 16"

Fits Model Years 2018-2020



Kayak Carrier, Roof-Mounted by THULE®¹,²

Transport your kayak stably and securely, all with quick and easy loading and unloading.

Flat: Flexible cushioned pads conform to hull; with center load straps and end tie-downs.

Folding: Popular J-style steel cradles have adjustable padding; fold down when not in use. *Requires Ford Original Equipment Crossbars or Crossbars by THULE®.*

G. VAT4Z-7855100-G Flat

H. VAT4Z-7855100-H Folding

Fits Model Years 2018-2020

Paddleboard Carrier, Roof-Mounted by THULE®¹,²

Telescoping design for a custom fit; locking cam and steel-reinforced webbing add security. *Requires Ford Original Equipment Crossbars or Crossbars by THULE®.*

I. VFT4Z-7855100-B Stand-up

Fits Model Years 2018-2020

Ski/Snowboard Carrier, Roof-Mounted, Flat Top by THULE®¹,²

Locking carrier slides to side of vehicle for easy access; with SpeedLink mounting hardware. *Requires Ford Original Equipment Crossbars or Crossbars by THULE®.*

J. VDT4Z-7855100-D Carries 6 Pairs of Skis or 4 Snowboards

Fits Model Years 2018-2020

TRAILER TOWING AND HITCHES

Recovery Hook

This rugged, twist-on tow hook can be utilized on the front or rear of your vehicle.

K. 6M2Z-17A954-A Front or Rear, 1-Piece

Fits Model Years 2018-2020

Trailer Hitch Ball Mount³

Heavy-duty ball mount inserts right into the trailer hitch; hitch pin and clip holds it in place.

L. BL8Z-19A282-A 3¼" Drop / 2⅝" Rise, For 1¼" Hitch Receiver

Fits Model Years 2018-2019

Trailer Hitch Balls³

Forged, stainless steel one-piece construction provides maximum strength; corrosion-resistant.

M. BL3Z-19F503-B Stainless Steel, 2" Ball, 1" Shank

M. BL3Z-19F503-C Stainless Steel, 1⅞" Ball, 1" Shank

Fits Model Years 2018-2019

Trailer Hitch Wiring Harness

To easily connect trailer lights, add this assembly to your vehicle's factory electrical system.

N. FT1Z-15A416-A 4-Pin

Fits Model Years 2018-2019

⁺ New content added to this issue. | ¹Ford Licensed Accessory. | ²Vehicle application and restrictions apply. Additional components are required. See dealer for details. | ³Consult your Owner's Manual for specific weight ratings. | ⁴PEPS (Passive Entry/Passive Start) is the Push-Button Start System. | ⁵Distance may vary depending on vehicle location and environment. | ⁶Consult Owner's Manual for details on roof-rack load limits.



INTERIOR

Ash Cup/Coin Holder

Keep ashes or change tidily in place; sized just right to slot into a center-console cupholder.

- A. 5L8Z-7804810-AAA Without Lighter Element
- B. 5L8Z-7804810-BAA With Lighter Element

Fits Model Years 2018-2020

Cargo Area Protector

Preserve flooring with this grooved, raised-lip tray that’s shaped to your vehicle’s contours.

- C. GN1Z-7413042-B Black

Fits Model Years 2018-2020

Cargo Net

Stretchable, soft braided cording helps keep assorted items in back secure and under control.

- D. VJN1Z-54550A66-A Black

Fits Model Years 2018-2020

Cargo Organizer, Soft

These smart mix-and-match ways to contain groceries and personal belongings can minimize topples or preserve freshness; bag is collapsible, and both organizers store flat.

Cooler Bag: Insulated, lightweight carryall helps keep food and drink cool or warm; zippered. Large Organizer: 4 mildew-resistant compartments and hookable straps; just over 3' long. Standard Organizer: 3 mildew-resistant compartments and built-in handles; just over 2' long.

- E. HE5Z-19H484-A Cooler Bag With Adjustable Carrying Strap
- F. HE5Z-78115A00-A Large, Folding
- G. HE5Z-78115A00-C Standard, Folding

Fits Model Years 2018-2020

Battery Jump Starter

Compact unit – with spark-proof connections and reverse-polarity protection – works in seconds, allows up to 20 starts on 1 charge (rated 1,000 charge cycles), and can hold power for a year; also has USB in/out ports and a 7-mode, dual-LED flashlight. Protective case sold separately.

- + H. VJL3Z-10A765-A GB-40, 1,000-Amp (7,000-Joule) Lithium Jump Starter
- + I. VJL3Z-10C744-A Case for GB-40

Fits Model Years 2018-2020



I



J

K



L



M



N



O

First Aid Kit

Compact case houses emergency essentials – from bandages to sponges – for care on-the-go.

- J. VFL3Z-19F515-C

Fits Model Years 2018-2020

Roadside Assistance Kit

From the reflective vest and bungee tie-down, to jumper cables and a multi-tool, be prepared.

- K. VFL3Z-19F515-A

Fits Model Years 2018-2020

Roadside Assistance Kit Commercial

Equips you with a fire extinguisher, FMVSS high-visibility warning triangles, flags, fuses and more.

- L. VJL3Z-19F515-B

Fits Model Years 2018-2020

Floor Liners

High-and-wide protection made to original Ford specs: Extra-tall walls and deep-set grooves contain what’s tracked in or spilled within; firm-yet-flexible construction with nibbed backing. Dual retention on driver-side liner.

- M. GN1Z-6113300-FA Black, 4-Piece Set

Fits Model Years 2018-2020

Floor Mats, Carpeted

Premium-grade carpeting complements the interior and protects flooring from wear and tear. Dual Retention on driver-side mat.

- N. JN1Z-6113300-AA Ebony, 4-Piece Set

Fits Model Years 2018-2020

Interior Light Kit

Change up your LED coloration for the center cupholder and front footwells; mix of 7 hues.

- O. CL8Z-13E700-AA



Fits Model Years 2018-2019

WHEN YOU'RE READY
TO PERSONALIZE:

Visit accessories.ford.com

–or–

See your Ford Dealer



Mini-Fridge, Portable by Indel B^{®1}
Cool travel companion: Use the 19-quart, LED-illuminated compartment as a fridge or freezer; with electronic thermostat, energy-smart compressor and low-voltage cutout, plus carrying strap.
+ A. VLL3Z-19J316-A 12V Refrigerator, 22" x 9.25" x 16.5," 18.5 lbs.
Fits Model Year 2020

Seat Covers, Protective by Covercraft^{®1}
Block everyday abuse from dirt, pets, kids and the sun: Heavy-duty, water-repellent, breathable polycotton has overlapped seams and is machine washable; slip on.
B. VJN1Z-15600D20-A Taupe, Front Row
C. VJN1Z-15600D20-B Charcoal, Front Row
D. VJN1Z-6163812-A Taupe, Rear Row
E. VJN1Z-6163812-B Charcoal, Rear Row
Fits Model Years 2018-2020

Sunscreen, UVS100[®] Custom by Covercraft^{®1}
To help deflect damaging, heat-building UV rays, this sure-fit, accordion-fold screen has a reflective silver outer surface triple laminated over an insulating foam-core center; felt inner side.
F. VJN1Z-78519A02-A With Logo and Storage Bag
Fits Model Years 2018-2020

WHEELS
Wheel Lock Kit
Help prevent wheel/tire theft; 1 locking lug nut replaces 1 original lug nut on each wheel.
Includes: 4 locking lugs and 1 key.
G. DM5Z-1A043-A Chrome-Plated For Exposed Lugs
Fits Model Years 2018-2020

WHEN YOU'RE READY
TO PERSONALIZE:

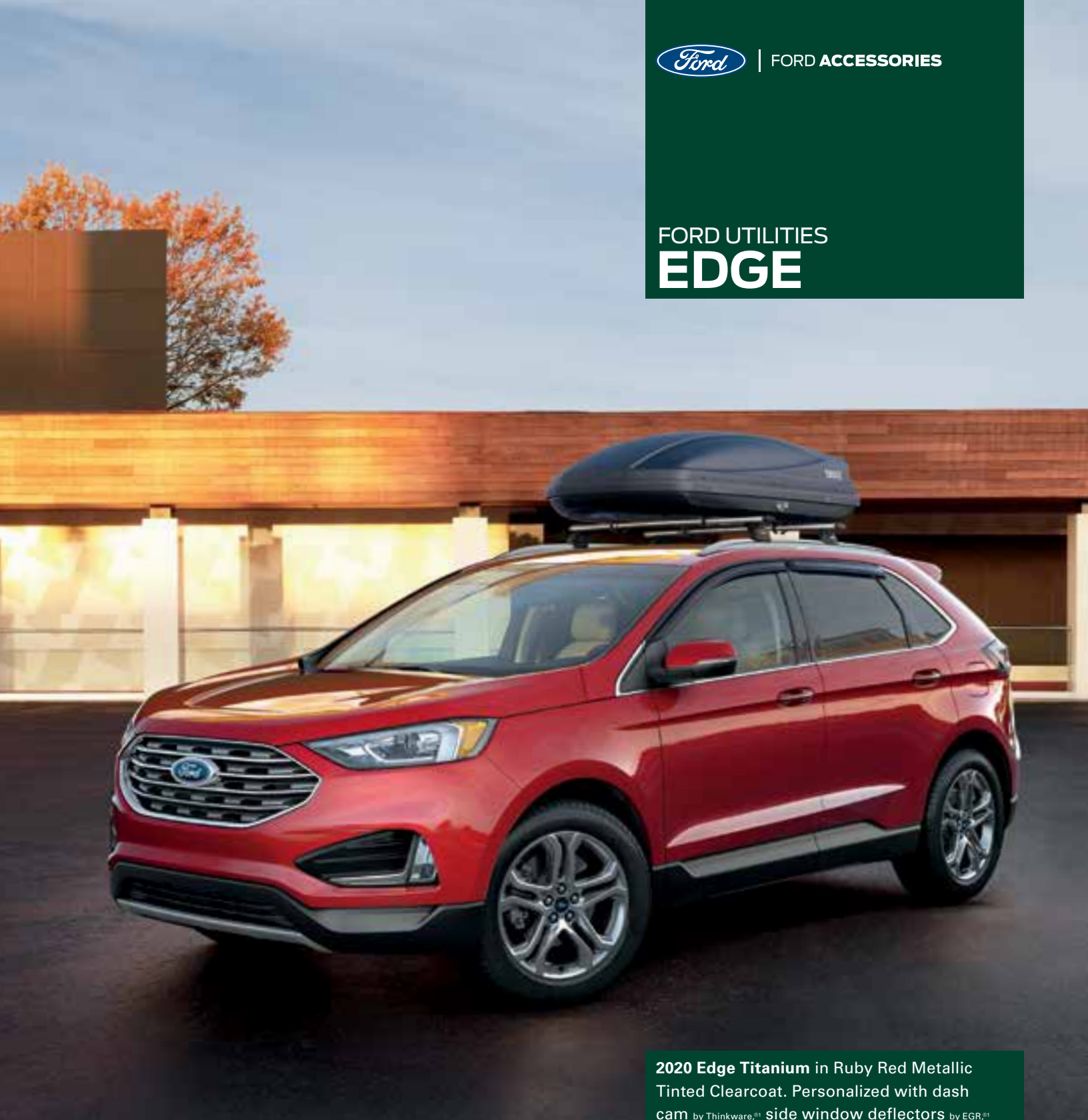
Visit accessories.ford.com

—or—


See your Ford Dealer

⁺ New content added to this issue. | ¹Ford Licensed Accessory. | ²Vehicle application and restrictions apply. Additional components are required. See dealer for details. | ³Consult your Owner's Manual for specific weight ratings. | ⁴PEPS (Passive Entry/Passive Start) is the Push-Button Start System. | ⁵Distance may vary depending on vehicle location and environment. | ⁶Consult Owner's Manual for details on roof-rack load limits.

FORD UTILITIES
EDGE



2020 Edge Titanium in Ruby Red Metallic Tinted Clearcoat. Personalized with dash cam by Thinkware^{®1} side window deflectors by EGR^{®1} molded splash guards, and roof-mounted crossbars and cargo box by THULE^{®1,6}



ELECTRONICS		
Bullfrog® Hop <small>by KICKER®¹</small>		
Take-anywhere speaker with signature bass (1.65" drivers, 1.4" x 2.8" subwoofers), 100' streaming, 360° soundfield, AUX jack and 12-hour battery; water-resistant/dust-tight IP67 rating.		
A.	VHL3Z-18808-A	Portable Bluetooth® Speaker
Fits Model Years 2011-2020		
Bullfrog® Jump <small>by KICKER®¹</small>		
Take-anywhere speaker with signature bass (3" drivers, 3" x 4" subwoofers), 100' streaming, 360° soundfield, FM tuner, AUX jack and 20-hour battery; water-resistant/dust-tight IP66 rating.		
B.	VHL3Z-18808-B	Portable Bluetooth® Speaker
Fits Model Years 2011-2020		
Bumper-Mounted Warning Sensors <small>by Rosen®¹</small>		
In Reverse, this system scans up to 7' behind your vehicle to help alert you to objects. (Driver-assist features are supplemental and do not replace the driver's attention, judgment, and need to control the vehicle.) <i>Requires installation Tool Kit VAS4Z-15A866-C.</i>		
C.	VAS4Z-15A866-B	Reverse Sensor
Fits Model Years 2007-2020		
Dash Cam <small>by Thinkware®¹</small>		
On the go and in parking surveillance mode, record action in Full HD (1080p) and Wide Dynamic Range (WDR) – coverage is complete with a 140-degree viewing angle and high-sensitivity performance in low-light and nighttime conditions; view footage on your computer. Dash Cam only: Discreet design with easy-to-use software for settings; embeds GPS data. Dash Cam with Rear Camera: Look both ways; camera records out the back window in 720p. Dash Cam with Infrared Camera: Look inside too; camera records interior events in 720p.		
+ D.	VHL3Z-19G490-C	Dash Cam
+ E.	VHL3Z-19G490-D	Dash Cam and Rear-Facing Camera
+ F.	VHL3Z-19G490-E	Dash Cam and Infrared Camera
Fits Model Years 2019-2020		
Hands-Free System <small>by Mobile-Ease™</small>		
Control your smartphone with voice commands; utilizes a microphone and the audio system. (Don't drive while distracted. Use voice-operated systems when possible; don't use handheld devices while driving. Some features may be locked out while the vehicle is in gear. Not all features are compatible with all phones.)		
G.	7L2Z-19G399-A	Advanced
Fits Model Years 2007-2008		
HitchScan™ Rear Park Assist Sensor and Hitch Step <small>by Rosen®¹</small>		
System activates whenever you shift into Reverse, providing an audible alert and visual indication when it detects an object within the scanning area behind you; with support step. (Driver-assist features are supplemental and do not replace the driver's attention, judgment, and need to control the vehicle.) <i>Fits 1¼" and 2" hitch receivers.</i>		
H.	VAG1Z-15K859-A	Reverse Sensor
Fits Model Years 2007-2020		

WHEN YOU'RE READY
TO PERSONALIZE:

Visit accessories.ford.com

—or—

See your Ford Dealer

Keyless Entry Keypad

Programmable, backlit keypad unlocks or locks your vehicle; no wiring or drilling necessary.

- + I.** KB3Z-14A626-A
- For Vehicles Without Factory Remote Start
- + I.** KB3Z-14A626-B
- For Vehicles With Factory Remote Start

Fits Model Year 2020

- J.** ES7Z-14A626-A
- Not Available For 2015-2019 Vehicles With Factory Remote Start; Not Available For 2007-2014 Vehicles With Push-Button Start (PEPS)⁴

Fits Model Years 2007-2019

Rear Seat Entertainment – Dual Headrest DVD by VOXXAutomotive™¹

A pair of independent widescreen monitors – that have the ability to show the same thing at once – with wireless FM modulation to your vehicle's audio; headrests are FactoryMatch.™ 7" LCD displays, integrated top-loading DVD players, infrared headphones, remote control, game/video ports (RCA), CD/MP3 playback. See dealer for additional details.

- K.** -10E947-
- Colors and Materials to Complement Vehicle Interiors
- VAG1Z-19A164-B
- Remote Control

Fits Model Years 2011-2020

Rear Seat Entertainment – NextBase® Duo Cinema by VOXXAutomotive™¹

Two adjustable LED 10.1" screens – with a DVD player, plus HDMI and USB inputs, on the master unit – mount on 2-post headrests; you can show the same thing on both screens.

- L.** VGJ5Z-10E947-A
- Dual Portable DVD Players

Fits Model Years 2011-2020

Remote Start System

Warm or cool your vehicle interior from afar at the push of a button; range up to 1,000'.⁵

Series 100: Vehicle parking lights turn on to indicate engine is running.

Series 200: Vehicle parking lights turn on to indicate engine is running; also has Ford Perimeter Plus security, car find, panic, and 2 owner-programmable buttons on fob.

Bi-Directional: No need to see vehicle – fob flashes/beeps when engine starts; with car find.

- M.** 7L3Z-19G364-AA
- Series 200 With Remote Keyless Entry and Vehicle Security. Requires PATS Interface Kit 8L3Z-19G365-BA.
- N.** 9G1Z-19G364-A
- Bi-Directional. Includes PATS Interface Kit.

Fits Model Years 2007-2010

Remote Start System

Heat or cool your vehicle from up to 300'⁵ – parking lights remain on when engine is running; run time is customer programmable, and system also features car find and a panic alarm.

Does not include siren and shock sensor.

- O.** DA8Z-19G364-A
- Series 100, Plug 'n Play. For Vehicles Without Push-Button Start, With Power Liftgate.
- P.** BC3Z-19G364-A
- Series 100, Plug 'n Play. For Vehicles Without Push-Button Start, With Power Door Locks.

Fits Model Years 2011-2014



+ New content added to this issue. | **¹**Ford Licensed Accessory. | **²**Vehicle application and restrictions apply. Additional components are required. See dealer for details. | **³**Consult your Owner's Manual for specific weight ratings. | **⁴**PEPS (Passive Entry/Passive Start) is the Push-Button Start System. | **⁵**Distance may vary depending on vehicle location and environment. | **⁶**Consult Owner's Manual for details on roof-rack load limits.



SYNC® Kit

Voice-activated phone, entertainment and some mobile apps. (Don't drive while distracted. Use voice-operated systems when possible; don't use handheld devices while driving. Some features may be locked out while the vehicle is in gear. Not all features are compatible with all phones.)

Includes: Jumper wire assembly, USB cable, SYNC® module, tie-downs and manual.

- A.**

9R3Z-14D212-A
- Not For Use With DVD- and/or Navigation System-Equipped Vehicles

Fits Model Year 2009



Vehicle Security System – Ford Perimeter Plus

Has components not available from the factory – if glass or a body panel is impacted, 2-stage shock sensor interprets severity. Alarm also sounds if hood/liftgate/doors forced open.

- B.**

7L3Z-19A361-AA
- For Vehicles Equipped With Factory Remote Keyless. Uses Factory Key Fob.

Fits Model Years 2007-2010

VEHICLE SECURITY SYSTEM – FORD PERIMETER PLUS AND REMOTE START SYSTEMS

Vehicle Security System – Ford Perimeter Plus

Has components not available from the factory – if glass or a body panel is impacted, 2-stage shock sensor interprets severity. Alarm also sounds if hood/liftgate/doors forced open.

Requires dealer installation. Basic remote start (up to 300'ⁱ⁵ range) is available for factory fobs when activated by dealer. Vehicle must be equipped with factory power door locks.

- + C.**

KN1Z-19A361-A
- Plug 'n Play Module With Harness

Fits Model Year 2019-2020

- C.**

JS7Z-19A361-A
- Plug 'n Play Module With Harness

Fits Model Year 2018



Remote Start System – Long-Range

From up to 1,000'ⁱ⁵ away, heat up or cool down your vehicle with the 1-button remotes that come with this system; parking lights turn on to indicate the engine is running.

Requires dealer installation. (May require additional equipment.) Includes Ford Perimeter Plus Vehicle Security System. Security system functions and basic remote start (up to 300'ⁱ⁵ range) are available for factory fobs when activated by dealer.

- Requires:
- + C.**

KN1Z-19A361-A
- D.

JS7Z-15K601-C
- Plug 'n Play Module With Harness
- Long-Range Remote Start Kit, 2 Key Fobs Included in Kit

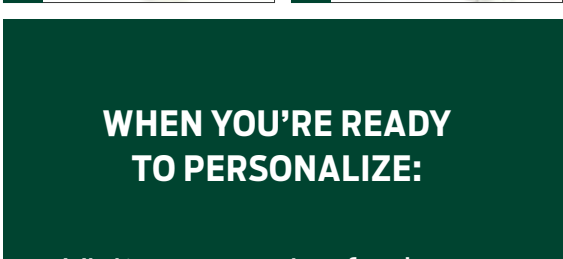
Fits Model Years 2019-2020

- Requires:
- C.**

JS7Z-19A361-A
- D.

JS7Z-15K601-C
- Plug 'n Play Module With Harness
- Long-Range Remote Start Kit, 2 Key Fobs Included in Kit

Fits Model Year 2018



Remote Start System – Long-Range With Confirmation

At up to 1,000'ⁱ⁵ there's no need to see your vehicle to know it's heating up or cooling down: The system's 2-button remote flashes/beeps to indicate engine idling; with long-range car find. *Requires dealer installation. (May require additional equipment.) Includes Ford Perimeter Plus Vehicle Security System. Security system functions and basic remote start (up to 300'ⁱ⁵ range) are available for factory fobs when activated by dealer.*

- Requires:
- + C.**

KN1Z-19A361-A
- E.

JS7Z-15K601-B
- Plug 'n Play Module With Harness
- Long-Range With Confirmation Remote Start Kit

Fits Model Years 2019-2020

- Requires:
- C.**

JS7Z-19A361-A
- E.

JS7Z-15K601-B
- Plug 'n Play Module With Harness
- Long-Range With Confirmation Remote Start Kit

Fits Model Year 2018

Remote Start System – Optional Ultra-Long-Range Extender

More than double your remote-start reach: Maximize it up to a full 2,500'ⁱ⁵ *Requires dealer installation. For Long-Range Remote Start System and Long-Range Remote Start System With Confirmation.*

- F.**

JS7Z-15603-A
- Ultra-Long-Range Extender Antenna Kit

Fits Model Years 2018-2020

Vehicle Security System – Ford Perimeter Plus – Optional LED Kit

A handy visual cue and break-in deterrent; LED indicator turns on when security is active. *Requires Vehicle Security System – Ford Perimeter Plus Module.*

- G.**

DM5Z-19D596-A
- LED Kit

Fits Model Years 2011-2020

Vehicle Security System – Ford Perimeter Plus

Has components not available from the factory – if glass or a body panel is impacted, 2-stage shock sensor interprets severity. Alarm also sounds if hood/liftgate/doors forced open.

Upgradeable to remote start systems. Requires dealer installation. Wiring harness may vary according to application.

- H.**

FT4Z-19A361-A
- Plug 'n Play Module With Harness

Fits Model Years 2015-2017

Remote Start System – One-Way, Long-Range

Heat or cool your vehicle from up to 1,000'ⁱ⁵; parking lights remain on when engine is running. *Requires dealer installation and programming. (May require additional equipment.)*

- Requires:
- H.**

FT4Z-19A361-A
- I.

DS7Z-15K601-F
- J.

DL3Z-15603-C
- Vehicle Security System – Ford Perimeter Plus Module
- One-Way, Long-Range Key Fob
- Antenna Kit

Fits Model Years 2015-2017

Remote Start System – Bi-Directional

No need to see your vehicle when warming it or chilling it from up to 1,000'ⁱ⁵ because the fob flashes/beeps when engine starts; with long-range car find and a panic alarm.

Requires dealer installation and programming. (May require additional equipment.)

- Requires:
- H.**

FT4Z-19A361-A
- K.

DL3Z-15K601-A
- J.

DL3Z-15603-C
- Vehicle Security System – Ford Perimeter Plus Module
- Bi-Directional Key Fob
- Antenna Kit

Fits Model Years 2015-2017



**WHEN YOU'RE READY
TO PERSONALIZE:**

Visit accessories.ford.com

—or—

See your Ford Dealer

+ New content added to this issue. | ¹Ford Licensed Accessory. | ²Vehicle application and restrictions apply. Additional components are required. See dealer for details. | ³Consult your Owner's Manual for specific weight ratings. | ⁴PEPS (Passive Entry/Passive Start) is the Push-Button Start System. | ⁵Distance may vary depending on vehicle location and environment. | ⁶Consult Owner's Manual for details on roof-rack load limits.



Vehicle Security System – Ford Perimeter Plus

Has components not available from the factory – if glass or a body panel is impacted, 2-stage shock sensor interprets severity. Alarm also sounds if hood/liftgate/doors forced open. Upgradeable to remote start systems. Requires dealer installation. Wiring harness may vary according to application.

- A.** DT4Z-19A361-A Plug 'n Play Module With Harness
Fits Model Years 2011-2014

Remote Start System – One-Way, Long-Range

Heat or cool your vehicle from up to 1,000'⁵; parking lights remain on when engine is running. Requires dealer installation and programming. (May require additional equipment.)

- Requires:
- A.** DT4Z-19A361-A Vehicle Security System – Ford Perimeter Plus Module
 - B.** DS7Z-15K601-F One-Way, Long-Range Key Fob
 - C.** DL3Z-15603-C Antenna Kit
- Fits Model Years 2011-2014

Remote Start System – Bi-Directional

No need to see your vehicle when warming it or chilling it from up to 1,000'⁵ because the fob flashes/beeps when engine starts; with long-range car find and a panic alarm. Requires dealer installation and programming. (May require additional equipment.)

- Requires:
- A.** DT4Z-19A361-A Vehicle Security System – Ford Perimeter Plus Module
 - D.** DL3Z-15K601-A Bi-Directional Key Fob
 - C.** DL3Z-15603-C Antenna Kit
- Fits Model Years 2011-2014

Remote Start/Vehicle Security System, Hood Switch Kit

Makes remote start inoperable or triggers an alarm when your vehicle hood is ajar.

- E.** BT4Z-19G366-A Only Required if Vehicle Is Not Already Equipped

Fits Model Years 2011-2014

Remote Start System – RFR Antenna and Harness Kit

A necessary piece for the Remote Start System to function; kit added when appropriate.

- F.** DA8Z-15603-A For Vehicles Without Push-Button Start. Only Required if Vehicle Is Not Already Equipped.

Fits Model Years 2011-2014

EXTERIOR

Bumper Protector, Rear

- Scuff-resistant appliqué helps safeguard the paint when loading or unloading cargo.
- KT4Z-17B807-A** Clear, With EDGE Script
Fits Model Years 2019-2020
 - G.** FT4Z-17B807-A Black, With EDGE Script
Fits Model Years 2015-2018
 - H.** BT4Z-17B807-A Black, With EDGE Script
Fits Model Years 2011-2014
 - I.** 7T4Z-17B807-AA Black
Fits Model Years 2007-2010

Deflectors, Aeroskin® Hood Protector by Lund^{†1}

Sleek profile adds appeal and hugs the contours, shielding against bugs, stones and debris.

- VKT4Z-16C900-A** Smoke-Color
Fits Model Years 2019-2020

- J.** VFT4Z-16C900-A Smoke-Color
Fits Model Years 2015-2018

- K.** VBT4Z-16C900-C Smoke-Color
Fits Model Years 2011-2014

Deflector, Hood

Distinctive look redirects airstream to help carry bugs, stones and debris up and over the roof.

- L.** BT4Z-16C900-A Smoke-Color
Fits Model Years 2011-2014

- M.** 7T4Z-16C900-A Smoke-Color
Fits Model Years 2007-2010

Deflectors, Side Window by EGR^{†1}

On the go or when parked, let fresh air in and help keep rain out; helps keep sun out of eyes.

- N.** VGT4Z-18246-A Smoke-Color, Front and Rear, 4-Piece Set
Fits Model Years 2015-2020

- N.** VGT4Z-18246-B Smoke-Color, Front and Rear, 4-Piece Set
Fits Model Years 2007-2014

Deflectors, Side Window, Low-Profile

The svelte way to allow fresh air in while keeping raindrops and snowflakes out; cuts sun rays too.

- VK2GZ-18246-A** Smoke-Color, Front and Rear, 4-Piece Set
Fits Model Years 2019-2020

Door Handles

Enhance your stock handles with these brilliant high-grade, chrome-plated ABS covers.

- O.** 9T4Z-7822404-AA Chrome
Fits Model Years 2009-2010

Fuel Plug, Locking

Help ward away tampering with this precision-fit plug; easy on/off at the twist of a key.

- P.** 8U5Z-9C268-B
Fits Model Years 2011-2014

Full Vehicle Cover by Covercraft^{†1}

Bonded 4-layer composite utilizes bi-component, side-by-side technology: Custom-patterned protection is breathable, foldable and soft-on-paint; outdoor/indoor use.

- Q.** VFT4Z-19A412-A Noah® Style
Fits Model Years 2015-2020
- Q.** VAT4Z-19A412-A Noah® Style
Fits Model Years 2007-2014



[†] New content added to this issue. | [†]Ford Licensed Accessory. | ²Vehicle application and restrictions apply. Additional components are required. See dealer for details. | ³Consult your Owner's Manual for specific weight ratings. | ⁴PEPS (Passive Entry/Passive Start) is the Push-Button Start System. | ⁵Distance may vary depending on vehicle location and environment. | ⁶Consult Owner's Manual for details on roof-rack load limits.



WHEN YOU'RE READY
TO PERSONALIZE:

Visit accessories.ford.com

—or—

See your Ford Dealer

Graphics – Sport Stripes

Enhance those lower bodyside lines with these make-a-statement stripes; precision-fit.

- A.** 8T4Z-7820000-AB Silver
- B.** 8T4Z-7820000-AA Black

Fits Model Years 2009-2010

Grille Inserts

Give the face of your vehicle a bold blackout treatment or make it a monochrome match.

- C.** BT4Z-8200-AA Primed

Fits Model Years 2011-2014

Splash Guards, Flat

The classic way to minimize road spray, helping to protect your paintwork from chips.

- D.** 7T4Z-16A550-A Black, Front Only, 2-Piece Set, Without Logo

Fits Model Years 2007-2014

Splash Guards, Molded

Uniquely contoured to stylishly reduce road spray, helping to protect your finish from chips.

- E.** KT4Z-16A550-AA Black, Rear Only, 2-Piece Set, Without Logo

Fits Model Year 2020

- E.** FT4Z-16A550-AA Black, Front Only, 2-Piece Set, Without Logo

Fits Model Years 2015-2020

Splash Guards, Molded

Uniquely contoured to stylishly reduce road spray, helping to protect your finish from chips.

Not for use with Edge Sport and Titanium Elite.

- E.** FT4Z-16A550-BA Black, Rear Only, 2-Piece Set, Without Logo

Fits Model Years 2015-2018

Sportz® Tent by Napier[†]

Wrap the easy-setup, 9' x 9' tent around the cargo area for direct vehicle access, or make it freestanding; has a shade awning, skylights, cyclone venting and no-see-um mesh windows.

- F.** VAT4Z-99000C38-A

Fits Model Years 2007-2020

RACKS AND CARRIERS

Roof Crossbars⁶

Attach these sturdy, weather-resistant bars along the rails to mount select carriers.

- G.** 7T4Z-7855100-BA 2-Piece Set

Fits Model Years 2007-2014

Roof Rails⁶

Sporting a black finish, these durable rails are comprised of stainless steel; crossbars sold separately.

- G.** 7T4Z-7855100-AA 2-Piece Set

Fits Model Years 2007-2014

RACKS by Yakima®[†]

Bike Rack, Hitch-Mounted, Tilt 2-Bike by Yakima®[†]

Utilizing side-to-side adjustability, load bikes with 20"-29" wheels and tires up to 4.8" wide in no time flat – for access to back of vehicle, tilt rack down; SKS (Same Key System) locking. For 2" receiver.

- + H.** VKB3Z-7855100-M With Locks

Fits Model Years 2019-2020

Bike Rack, Hitch-Mounted, Tilt 4-Bike by Yakima®[†]

ZipStrips™ secure bikes, anti-sway cradle eliminates bike-to-bike contact, and control lever tilts rack down for vehicle access; tool-free installation, plus SKS (Same Key System) locking. For 2" receiver.

- + I.** VKB3Z-7855100-P With Locks

Fits Model Years 2019-2020

Bike Rack, Hitch-Mounted, Swing 4-Bike by Yakima®[†]

Secure bikes to fully padded arms with zero-hassle ZipStrips™ – at a touch, swing the rack away for rear-of-vehicle access; tool-free installation, plus SKS (Same Key System) locking. For 2" receiver.

- + J.** VKB3Z-7855100-L With Locks

Fits Model Years 2019-2020

Ski/Snowboard Rack, Hitch-Mounted by Yakima®[†]

When it's time to hit the slopes, simply transform a hitch-mounted bike rack into a 6-ski or 4-snowboard rack; adjustable upper and lower arms, plus SKS (Same Key System) locking.

Requires 2- or 4-Bike Hitch-Mounted Rack by Yakima®⁹

- + K.** VKB3Z-7855100-R

Fits Model Years 2019-2020

Roof Rack, Clamp-On by Yakima®^{†,6}

No rails are no problem: The 4 sleek, lockable towers secure to the roof, and the 2 lightweight, T-slot crossbars are aero-shaped to help minimize wind noise; compatible with most carriers. Not for use with factory roof rails.

- + L.** VKT4Z-7855100-A

Fits Model Years 2019-2020

CARRIERS by Yakima®[†]

Bike Carrier, Roof-Mounted, Upright by Yakima®^{†,6}

Ensures zero contact with the bike frame, accommodating wheels from 20"- 29" and tires up to 3" wide; tool-free installation, plus SKS (Same Key System) locking.

Requires Roof Rack by Yakima®⁹

- + M.** VKB3Z-7855100-V With Locks

Fits Model Years 2019-2020

Canoe Carrier, Roof-Mounted by Yakima®^{†,6}

Equipped with over-molded rubber pads, securing straps and bow/stern tie-downs, here's how a canoe gets to water in sound style; tool-free installation.

Requires Roof Rack by Yakima®⁹

- + N.** VKB3Z-7855100-D

Fits Model Years 2019-2020



[†] New content added to this issue. | [†]Ford Licensed Accessory. | ²Vehicle application and restrictions apply. Additional components are required. See dealer for details. | ³Consult your Owner's Manual for specific weight ratings. | ⁴PEPS (Passive Entry/Passive Start) is the Push-Button Start System. | ⁵Distance may vary depending on vehicle location and environment. | ⁶Consult Owner's Manual for details on roof-rack load limits.



A



B



C



D



E



F

Cargo Basket, Roof-Mounted by Yakima®1,6

Haul gear on high with any of these weather-resistant, heavy-duty steel baskets that come equipped with a custom wind fairing to help reduce drag and noise; tool-free installation.

Requires Roof Rack by Yakima®

- + A.** VKB3Z-7855100-U Small, 58" x 23" x 6.5"
- + B.** VKB3Z-7855100-T Medium With 2 Adjustable Accessory Bars, 44" x 40" x 7"
- + C.** VKB3Z-7855100-S Extra-Large With Stretch Net, 52" x 48" x 6.5"

Fits Model Years 2019-2020

Cargo Basket Light Brackets, Roof-Mounted by Yakima®1,6

Capable of carrying off-road lights of virtually any size and shape, these heavy-duty powdered-steel brackets can be mounted to the front or rear of the medium and extra-large baskets.

Requires Roof-Mounted Cargo Basket by Yakima® *Off-road lights not included.*

- + D.** VKB3Z-15266-A 2-Piece Set

Fits Model Years 2019-2020

Cargo Box, Roof-Mounted by Yakima®1,6

Sleek, aerodynamic design features dual-sided opening, a carbonite-textured lid with stiffeners, and SuperLatch™ security; tool-free installation, plus SKS (Same Key System) locking.

Requires Roof Rack by Yakima®

- + E.** VKB3Z-7855100-K 16 cu. ft. Capacity, 81" x 36" x 15"

Fits Model Years 2019-2020

Kayak Carrier, Roof-Mounted by Yakima®1,6

Featuring a handy cam lever and multiple settings, carry 1 kayak in J-cradle position or 2 kayaks in vertical, stacker position; tool-free installation, plus SKS (Same Key System) locking.

Requires Roof Rack by Yakima®

- + F.** VKB3Z-7855100-C

Fits Model Years 2019-2020

Kayak/Paddleboard Carrier, Roof-Mounted, Load-Assist by Yakima®1,6

Load/unload 1 kayak or 2 boards in a breeze: Slide-and-tilt mount operates at waist level, lowering over 2' and providing 30%–45% weight assistance; SKS (Same Key System) locking.

Requires Roof Rack by Yakima®

- + G.** VKB3Z-7855100-B With Locks

Fits Model Years 2019-2020

Paddleboard Carrier, Roof-Mounted by Yakima®1,6

Soft-padded mount holds 2 boards – up to 36" wide – easily loaded via built-in rollers; integrated strap stowage, tool-free installation, plus SKS (Same Key System) locking.

Requires Roof Rack by Yakima®

- + H.** VKB3Z-7855100-H With Locks

Fits Model Years 2019-2020

Ski/Snowboard Carrier, Roof-Mounted by Yakima®1,6

Holds up to 6 pairs of skis or 4 snowboards with the added benefit of a large button for easy opening with gloves on; tool-free installation, plus SKS (Same Key System) locking.

Requires Roof Rack by Yakima®

- + I.** VKB3Z-7855100-E

Fits Model Years 2019-2020

ADDITIONS by Yakima®1

Awning by Yakima®1

Window shade-style covering offers 42 sq. ft. of protection against sun and rain, and carry case uses only 6" of rack space; tool-free installation, plus SKS (Same Key System) locking.

Requires Roof Rack by Yakima®

- + J.** VKB3Z-99000C38-E With Locks

Fits Model Years 2019-2020

Eye Bolts by Yakima®1

Create instant tie-down points for securing gear: Drop these rugged steel bolts – with a durable corrosion-resistant finish – into the slot and twist into place; attach to most T-slot crossbars.

- + K.** VKB3Z-99000A64-A 2-Piece Set

Fits Model Years 2019-2020

Hook Straps by Yakima®1

Handling a wide range of gear and supplies, these 10' heavy-duty straps are equipped with durable vinyl-coated hooks; for eye bolts, integrated attachment points and other tie-down points.

- + L.** VKB3Z-99550B25-A 2-Piece Set

Fits Model Years 2019-2020

Load Stop by Yakima®1

Made with solid-steel strength – and integrated tie-down points – to help keep heavy loads in place; attach to most T-slot crossbars.

- + M.** VKB3Z-99000A25-A 4-Piece Set

Fits Model Years 2019-2020

Lock Kit, SKS (Same Key System) by Yakima®1

These 4 cores enable locking of products with just a single key; includes 2 matching keys, and 1 “uncut” control key used only for the installation and removal of an unlocked SKS core.

- + N.** VKB3Z-7821984-A 4-Piece Set

Fits Model Years 2019-2020



G



H



I



J



K



L



M



N

+ New content added to this issue. | ¹Ford Licensed Accessory. | ²Vehicle application and restrictions apply. Additional components are required. See dealer for details. | ³Consult your Owner's Manual for specific weight ratings. | ⁴PEPS (Passive Entry/Passive Start) is the Push-Button Start System. | ⁵Distance may vary depending on vehicle location and environment. | ⁶Consult Owner's Manual for details on roof-rack load limits.



Tool Holder by Yakima®¹
Perfectly fitting for a paddle, axe, shovel or other long item with a handle diameter of 1.18" to 1.96" and weighing up to 9 lbs.; attach to most racks, baskets and T-slot crossbars.
+ A. VKB3Z-99550B29-A 2-Piece Set
Fits Model Years 2019-2020

RACKS by THULE®¹



Bike Rack, Hitch-Mounted by THULE®¹
Unique arc design for ease of use; with anti-sway cages, secure-cushioning Hold Fast Cradles™ and a HitchSwitch™ that folds arms and tilts the rack for liftgate access.
For 1¼" and 2" receivers.
B. VGT4Z-7855100-A Carries 2 Bikes
B. VGT4Z-7855100-B Carries 4 Bikes
Fits Model Years 2007-2020



Bike Rack, Hitch-Mounted, Classic by THULE®¹
Super-rugged platform rack with HitchSwitch™ tilting, frame-free clamping and side-to-side adjustment; fits bikes with wheels from 20"-29" and tires up to 5" wide (except 27.5" fat bike).
For 2" receiver.
+ C. VKB3Z-7855100-Y Carries 2 Bikes
Fits Model Years 2007-2015



Bike Rack, Hitch-Mounted, Lightweight by THULE®¹
Aluminum construction is about half the weight of steel; with integrated anti-sway, 7" spacing between bikes, built-in cable lock, and HitchSwitch™ for tilt/fold (without bikes).
For 1¼" and 2" receivers.
+ D. VKB3Z-7855100-X Carries 2 Bikes
Fits Model Years 2007-2020



Bike Frame Adapter by THULE®¹
Modifies women's, BMX and other non-standard bike frames for the hitch-mounted rack.
Requires 2- or 4-Bike Hitch-Mounted Rack by THULE®
E. VDT4Z-7855100-E
Fits Model Years 2007-2020

Ski/Snowboard Adapter by THULE®¹
Readily transform your hitch-mounted bike rack when it's time to hit the slopes; with locks.
Requires 2- or 4-Bike Hitch-Mounted Rack by THULE®
F. VDT4Z-7855100-F Carries 6 Pairs of Skis or 4 Snowboards on 2" Receiver;
Carries 4 Pairs of Skis or 2 Snowboards on 1¼" Receiver
Fits Model Years 2007-2020



Removable Roof Rack and Crossbar System by THULE®¹,²
Versatile system helps transport cargo conveniently on top; with bars, feet, fit kit and locks.
For vehicles without factory roof rails. Not compatible with panoramic roof.
G. VDT4Z-7855100-A
Fits Model Years 2007-2014

Roof Rack Crossbar System by THULE®¹,³
High-strength AeroBlade™ load bars feature a textured WindDiffuser™, BoxBeam™ aluminum extrusion, SwingBlade™ end caps and a SmartSlide™ measurement system.
Includes: Crossbars and mounting kit. For use with factory roof rails.
H. VFT4Z-7855100-A
Fits Model Years 2015-2020
H. VDT4Z-7848016-A 53"
Fits Model Years 2007-2014

CARRIERS by THULE®¹

Bike Carrier, Roof-Mounted, Upright by THULE®¹,⁴
For loading and unloading, a convenient lever operates the self-adjusting clamps; lockable.
Requires Ford Original Equipment Crossbars or Crossbars by THULE®. Can accommodate a second roof-mounted bike carrier. Not compatible with panoramic roof.
I. VAT4Z-7855100-K Carries 1 Bike
Fits Model Years 2007-2020

Canoe Carrier, Roof Mounted by THULE®¹,⁵
Cushioned gunwale brackets with ramped sides for loading ease; load straps have buckle bumpers, and QuickDraw™ rope ratchets have carabineer hooks to secure bow and stern.
Requires Ford Original Equipment Crossbars or Crossbars by THULE®
+ J. VKB3Z-7855100-W
Fits Model Years 2007-2020

Cargo Basket, Roof-Mounted by THULE®¹,⁶
Stylish aluminum design with 8 adjustable tie-down loops to help secure the load, plus a rubber-covered upper surface for long cargo; integrated T-tracks extend basket use.
Requires Ford Original Equipment Crossbars or Crossbars by THULE®. Not compatible with panoramic roof.
K. VJT4Z-7855100-A 50" x 41" x 6"
Fits Model Years 2015-2020



WHEN YOU'RE READY
TO PERSONALIZE:

Visit accessories.ford.com

—or—

See your Ford Dealer

⁺ New content added to this issue. | ¹Ford Licensed Accessory. | ²Vehicle application and restrictions apply. Additional components are required. See dealer for details. | ³Consult your Owner's Manual for specific weight ratings. | ⁴PEPS (Passive Entry/Passive Start) is the Push-Button Start System. | ⁵Distance may vary depending on vehicle location and environment. | ⁶Consult Owner's Manual for details on roof-rack load limits.



Cargo Box, Roof-Mounted by THULE®1,6
Heavy-duty design helps keep out the elements; lockable passenger-side opening is handy. *Requires Ford Original Equipment Crossbars or Crossbars by THULE®. Not compatible with panoramic roof.*
A. VAT4Z-7855100-F 55" x 26" x 12"
A. VET4Z-7855100-B 65" x 35" x 16" (shown)
Fits Model Years 2007-2020



Kayak Carrier, Roof-Mounted by THULE®1,6
Transport your kayak stably and securely, all with quick and easy loading and unloading. **Flat:** Flexible cushioned pads conform to hull; with center load straps and end tie-downs. **Folding:** Popular J-style steel cradles have adjustable padding; fold down when not in use. *Requires Ford Original Equipment Crossbars or Crossbars by THULE®. Not compatible with panoramic roof.*
B. VAT4Z-7855100-G Flat
C. VAT4Z-7855100-H Folding
Fits Model Years 2007-2020



Paddleboard Carrier, Roof-Mounted by THULE®1,6
Telescoping design for a custom fit; locking cam and steel-reinforced webbing add security. *Requires Ford Original Equipment Crossbars or Crossbars by THULE®. Not compatible with panoramic roof.*
D. VFT4Z-7855100-B Stand-up
Fits Model Years 2007-2020



Ski/Snowboard Carrier, Roof-Mounted, Flat Top by THULE®1,6
Locking carrier slides to side of vehicle for easy access; with SpeedLink mounting hardware. *Requires Ford Original Equipment Crossbars or Crossbars by THULE®. Not compatible with panoramic roof.*
E. VDT4Z-7855100-D Carries 6 Pairs of Skis or 4 Snowboards
Fits Model Years 2007-2020



TRAILER TOWING AND HITCHES
Trailer Hitch³
Bolt original-equipment hitch into existing holes; powertrain could limit towing capacity. *Not for use with Edge Sport*
F. KT4Z-19D520-AA 2" Receiver
Fits Model Years 2019-2020
F. FT4Z-19D520-AA 2" Receiver
Fits Model Years 2015-2018
F. BT4Z-19D520-A 2" Receiver
Fits Model Years 2011-2014

Trailer Hitch³
Bolt original-equipment hitch into existing holes; powertrain could limit towing capacity.
G. 7T4Z-19D520-A 1¼" Receiver
Fits Model Years 2007-2010

Trailer Hitch Ball Mounts³
Heavy-duty ball mount inserts right into the trailer hitch; hitch pin and clip holds it in place.
H. BL3Z-19A282-A 4" Drop / 2¼" Rise, For 2" Hitch Receiver
H. BL3Z-19A282-B 2" Drop / ¾" Rise, For 2" Hitch Receiver
Fits Model Years 2011-2020
H. BL8Z-19A282-A 3¼" Drop / 2⅝" Rise, For 1¼" Hitch Receiver
Fits Model Years 2007-2010

Trailer Hitch Balls³
Forged, stainless steel one-piece construction provides maximum strength; corrosion-resistant.
I. BL3Z-19F503-B Stainless Steel, 2" Ball, 1" Shank
I. BL3Z-19F503-C Stainless Steel, 7/8" Ball, 1" Shank
Fits Model Years 2007-2020

Trailer Hitch Wiring Harness
To easily connect trailer lights, add this assembly to your vehicle's factory electrical system. *Not for use with Edge Sport.*
J. FT1Z-15A416-A 4-Pin
Fits Model Years 2007-2020

INTERIOR
Ash Cup/Coin Holder
Keep ashes or change tidily in place; sized just right to slot into a center-console cupholder.
K. 5L8Z-7804810-AAA Without Lighter Element
Fits Model Years 2007-2010, 2015-2020
L. 5L8Z-7804810-BAA With Lighter Element
Fits Model Years 2007-2010, 2020
K. AL3Z-7804788-AA Without Lighter Element
Fits Model Years 2011-2014



WHEN YOU'RE READY
TO PERSONALIZE:

Visit accessories.ford.com

—or—

See your Ford Dealer

+ New content added to this issue. | ¹Ford Licensed Accessory. | ²Vehicle application and restrictions apply. Additional components are required. See dealer for details. | ³Consult your Owner's Manual for specific weight ratings. | ⁴PEPS (Passive Entry/Passive Start) is the Push-Button Start System. | ⁵Distance may vary depending on vehicle location and environment. | ⁶Consult Owner's Manual for details on roof-rack load limits.




Cargo Area Protector

Preserve flooring with this grooved, raised-lip tray that’s shaped to your vehicle’s contours.

A. FT4Z-6111600-AB **Black**
Fits Model Years 2015-2020

B. BT4Z-6111600-AA **Black**
Fits Model Years 2011-2014

C. 7T4Z-6111600-AA **Black**
Fits Model Years 2007-2010



Cargo Organizer, Soft

These smart mix-and-match ways to contain groceries and personal belongings can minimize topples or preserve freshness; bag is collapsible, and both organizers store flat.

Cooler Bag: Insulated, lightweight carryall helps keep food and drink cool or warm; zippered. **Large Organizer:** 4 mildew-resistant compartments and hookable straps; just over 3' long. **Standard Organizer:** 3 mildew-resistant compartments and built-in handles; just over 2' long.

D. HE5Z-19H484-A **Cooler Bag With Adjustable Carrying Strap**
E. HE5Z-78115A00-A **Large, Folding**
F. HE5Z-78115A00-C **Standard, Folding**

Fits Model Years 2007-2020

Cargo Logic® System

Liner provides a stain- and moisture-resistant barrier, and the L-shaped Cargo-Loks – with genuine VELCRO® brand fasteners – placed at corners of items help prevent any shifting.

G. FT4Z-7811600-AA **Ebony (color shown)**
Fits Model Years 2015-2020

H. 7T4Z-7811600-AA **Ebony**
H. 7T4Z-7811600-AB **Medium Stone**

Fits Model Years 2007-2014

H 7T4Z-7811600-AC **Heathered Medium Dark Pebble**
Fits Model Years 2007-2010



Door Sill Plates

Simply open either front door to activate the LED glow on the associated plate.

I. BT4Z-78132A08-AA **Stainless Steel, Illuminated, Charcoal Black, 2-Piece Set, Front**
I. BT4Z-78132A08-AB **Stainless Steel, Illuminated, Agate, 2-Piece Set, Front**
Fits Model Years 2011-2014

I. 8T4Z-78132A08-AB **Stainless Steel, Illuminated, Charcoal Black, 2-Piece Set, Front**
Fits Model Years 2008-2010

Battery Jump Starter by NOCO®

Compact unit – with spark-proof connections and reverse-polarity protection – works in seconds, allows up to 20 starts on 1 charge (rated 1,000 charge cycles), and can hold power for a year; also has USB in/out ports and a 7-mode, dual-LED flashlight. Protective case sold separately.

+ J. VJL3Z-10A765-A **GB-40, 1,000-Amp (7,000-Joule) Lithium Jump Starter**
+ K. VJL3Z-10C744-A **Case for GB-40**

Fits Model Years 2018-2020



First Aid Kit by DC Safety™

Compact case houses emergency essentials – from bandages to sponges – for care on-the-go.

L. VFL3Z-19F515-C
Fits Model Years 2010-2020

Roadside Assistance Kit by DC Safety™

From the reflective vest and bungee tie-down, to jumper cables and a multi-tool, be prepared.

M. VFL3Z-19F515-A
Fits Model Years 2010-2020

Roadside Assistance Kit by DC Safety™ **Commercial**

Equips you with a fire extinguisher, FMVSS high-visibility warning triangles, flags, fuses and more.

N. VJL3Z-19F515-B
Fits Model Years 2010-2020

Floor Liners

High-and-wide protection made to original Ford specs: Extra-tall walls and deep-set grooves contain what’s tracked in or spilled within; firm-yet-flexible construction with nibbed backing. *Dual retention on driver-side liner.*

O. HT4Z-5813300-AA **Black, 4-Piece Set**
Fits Model Years 2015-2020

Floor Mats, All-Weather

Deep grooves and a raised-surround edge help keep mud and slush contained; spray clean. *Dual retention on driver-side mat.*

P. DT4Z-7813086-AA **Black, 4-Piece Set**
Fits Model Years 2011-2014

Floor Mats, All-Weather

Deep grooves and a raised-surround edge help keep mud and slush contained; spray clean. *Single retention on driver-side mat.*

Q. 7T4Z-7813300-AA **Black, 4-Piece Set**
Fits Model Years 2007-2010

Floor Mats, Carpeted

Premium-grade carpeting complements the interior and protects flooring from wear and tear. *Dual retention on driver-side mat.*

R. FT4Z-5813300-BA **Ebony, 4-Piece Set**
Fits Model Years 2015-2020

S. CT4Z-7813300-AA **Ebony, 4-Piece Set (color shown)**
 CT4Z-7813300-AC **Agate, 4-Piece Set**

Fits Model Years 2012-2014

In-Vehicle Safe by Console Vault®

Meeting high security needs, it’s constructed from 12-gauge, cold-rolled plate steel, with a welded tab and notch seams; pry-resistant locking system with 4-digit combination lock.

T. VFT4Z-9906202-A
Fits Model Years 2015-2020

T. VDT4Z-7806202-A
Fits Model Years 2011-2014



**WHEN YOU’RE READY
TO PERSONALIZE:**

Visit accessories.ford.com

—or—

See your Ford Dealer

+ New content added to this issue. | **1** Ford Licensed Accessory. | **2** Vehicle application and restrictions apply. Additional components are required. See dealer for details. | **3** Consult your Owner’s Manual for specific weight ratings. | **4** PEPS (Passive Entry/Passive Start) is the Push-Button Start System. | **5** Distance may vary depending on vehicle location and environment. | **6** Consult Owner’s Manual for details on roof-rack load limits.



Interior Cargo Cover

Vinyl pull-out shade conceals belongings behind the 2nd row; stores on roll when not in use.

A. FT4Z-5845440-AB Ebony

Fits Model Years 2015-2020

B. DT4Z-7845440-AA Ebony

Fits Model Years 2009-2014

Interior Light Kit

Change up your LED coloration for the center cupholder and front footwells; mix of 7 hues.

C. CL8Z-13E700-AA

Fits Model Years 2008-2019

Mini-Fridge, Portable by Indel B^{†1}

Cool travel companion: Use the 19-quart, LED-illuminated compartment as a fridge or freezer; with electronic thermostat, energy-smart compressor and low-voltage cutout, plus carrying strap.

+ D. VLL3Z-19J316-A 12V Refrigerator, 22" x 9.25" x 16.5," 18.5 lbs.

Fits Model Year 2020

Seating, Leather-Trimmed by Katzkin^{†1}

A tailor-made, custom-fit interior will make every commute something special. *For 1st-, 2nd- and 3rd-row seating where applicable. See dealer for additional details.*

-ROW- Available in Standard or Tuscany Materials/Colors

Fits Model Years 2007-2020

Sport Pedals

The genuine aluminum alloy covers make for a more engaging, performance-oriented drive.

E. BT4Z-9G757-A

Fits Model Years 2011-2014

Sunscreen, UVS100® Custom by Covercraft^{†1}

To help deflect damaging, heat-building UV rays, this sure-fit, accordion-fold screen has a reflective silver outer surface triple laminated over an insulating foam-core center; felt inner side.

F. VJT4Z-78519A02-A With Logo and Storage Bag

Fits Model Years 2015-2020

WHEELS

Wheel Lock Kit

Help prevent wheel/tire theft; 1 locking lug nut replaces 1 original lug nut on each wheel.

Includes: 4 locking lugs and 1 key.

G. GR3Z-1A043-A Chrome-Plated For Exposed Lugs

Fits Model Years 2015-2020

H. FL1Z-1A043-A Zinc-Plated For Hidden Lugs

Fits Model Years 2015-2019

G. 7T4Z-1A043-A Chrome-Plated For Exposed Lugs

Fits Model Years 2007-2014

H. F19Z-1A043-A Zinc-Plated For Hidden Lugs

Fits Model Years 2007-2012


[†] New content added to this issue. | [†]Ford Licensed Accessory. | ²Vehicle application and restrictions apply. Additional components are required. See dealer for details. | ³Consult your Owner's Manual for specific weight ratings. | ⁴PEPS (Passive Entry/Passive Start) is the Push-Button Start System. | ⁵Distance may vary depending on vehicle location and environment. | ⁶Consult Owner's Manual for details on roof-rack load limits.

FORD UTILITIES
**ESCAPE +
HYBRID**



2020 Escape SE in Iconic Silver.* Personalized with dash cam by Thinkware^{†1}, side window deflectors by EGR^{†1}, molded splash guards, roof crossbars, and roof-mounted cargo box by Yakima.^{†1,6}

*Metallic.



ELECTRONICS

Bullfrog® Hop by KICKER®

Take-anywhere speaker with signature bass (1.65" drivers, 1.4" x 2.8" subwoofers), 100' streaming, 360° soundfield, AUX jack and 12-hour battery; water-resistant/dust-tight IP67 rating.

A. VHL3Z-18808-A

Portable Bluetooth® Speaker

Fits Model Years 2011-2020

Bullfrog® Jump by KICKER®

Take-anywhere speaker with signature bass (3" drivers, 3" x 4" subwoofers), 100' streaming, 360° soundfield, FM tuner, AUX jack and 20-hour battery; water-resistant/dust-tight IP66 rating.

B. VHL3Z-18808-B

Portable Bluetooth® Speaker

Fits Model Years 2011-2020

Bumper-Mounted Warning Sensors by Rosen®

In Reverse, this system scans up to 7' behind your vehicle to help alert you to objects. (Driver-assist features are supplemental and do not replace the driver's attention, judgment, and need to control the vehicle.)
Requires installation Tool Kit VAS4Z-15A866-C.

C. VAS4Z-15A866-B

Reverse Sensor

Fits Model Years 2006-2019

Dash Cam by Thinkware®

On the go and in parking surveillance mode, record action in Full HD (1080p) and Wide Dynamic Range (WDR) – coverage is complete with a 140-degree viewing angle and high-sensitivity performance in low-light and nighttime conditions; view footage on your computer.
Dash Cam only: Discreet design with easy-to-use software for settings; embeds GPS data.
Dash Cam with Rear Camera: Look both ways; camera records out the back window in 720p.
Dash Cam with Infrared Camera: Look inside too; camera records interior events in 720p.

+ D. VHL3Z-19G490-C

Dash Cam

+ E. VHL3Z-19G490-D

Dash Cam and Rear-Facing Camera

+ F. VHL3Z-19G490-E

Dash Cam and Infrared Camera

Fits Model Years 2019-2020

HitchScan™ Rear Park Assist Sensor and Hitch Step by Rosen®

System activates whenever you shift into Reverse, providing an audible alert and visual indication when it detects an object within the scanning area behind you; with support step. (Driver-assist features are supplemental and do not replace the driver's attention, judgment, and need to control the vehicle.)
Fits 1¼" and 2" hitch receivers.

G. VAG1Z-15K859-A

Reverse Sensor

Fits Model Years 2006-2020

Keyless Entry Keypad

Programmable, backlit keypad unlocks or locks your vehicle; no wiring or drilling necessary.

+ H. KB3Z-14A626-A

For Vehicles Without Factory Remote Start

+ H. KB3Z-14A626-B

For Vehicles With Factory Remote Start

Fits Model Year 2020

I. ES7Z-14A626-A

Not Available For Vehicles With Push-Button Start (PEPS)*

Fits Model Years 2006-2019

Rear Seat Entertainment – NextBase® Duo Cinema by VOXXAutomotive™

Two adjustable LED 10.1" screens – with a DVD player, plus HDMI and USB inputs, on the master unit – mount on 2-post headrests; you can show the same thing on both screens.

J. VGJ5Z-10E947-A

Dual Portable DVD Players

Fits Model Years 2013-2019

Remote Start System

Warm or cool your vehicle interior from afar at the push of a button; range up to 1,000'.⁵
Series 100: Vehicle parking lights turn on to indicate engine is running.
Series 200: Vehicle parking lights turn on to indicate engine is running; also has Ford Perimeter Plus security, car find, panic, and 2 owner-programmable buttons on fob.
Bi-Directional: No need to see vehicle – fob flashes/beeps when engine starts; with car find.

K. AL2Z-19G364-A

Series 100, One-Button. For MyKey® Equipped Vehicles. Includes PATS Interface Kit.

L. AL3Z-19G364-A

Series 200, With Remote Keyless Entry and Vehicle Security. For MyKey® Equipped Vehicles. Requires PATS Interface Kit 8L3Z-19G365-BA.

M. AG1Z-19G364-A

Bi-Directional. For MyKey® Equipped Vehicles. Includes PATS Interface Kit.

Fits Model Years 2010-2012

L. 7L3Z-19G364-AA

Series 200, With Remote Keyless Entry and Vehicle Security. Requires PATS Interface Kit 8L3Z-19G365-BA.

M. 9G1Z-19G364-A

Bi-Directional. Includes PATS Interface Kit.

Fits Model Years 2007-2009

Remote Start System

Warm or cool your vehicle interior from afar at the push of a button; range up to 1,000'.⁵
Series 100: Vehicle parking lights turn on to indicate engine is running.
Bi-Directional: No need to see vehicle – fob flashes/beeps when engine starts; with car find.
Not available for 2016 vehicles with Dual-Zone Electronic Automatic Temperature Control.

K. CM5Z-19G364-A

Series 100, One-Button. For Vehicles Without Push-Button Start.

M. CM5Z-19G364-B

Bi-Directional. For Vehicles Without Push-Button Start.

Fits Model Years 2013-2016

SYNC® Kit

Voice-activated phone, entertainment and some mobile apps. (Don't drive while distracted. Use voice-operated systems when possible; don't use handheld devices while driving. Some features may be locked out while the vehicle is in gear. Not all features are compatible with all phones.)
Includes: Jumper wire assembly, USB cable, SYNC® module, tie-downs and manual.

N. 9R3Z-14D212-A

Not For Use With DVD- and/or Navigation System-Equipped Vehicles

Fits Model Year 2009


Vehicle Security System – Ford Perimeter Plus

Has components not available from the factory – if glass or a body panel is impacted, 2-stage shock sensor interprets severity. Alarm also sounds if hood/liftgate/doors forced open.

O. 7L3Z-19A361-AA

For Vehicles Equipped With Factory Remote Keyless. Uses Factory Key Fob.

Fits Model Years 2007-2012



+ New content added to this issue. | *Ford Licensed Accessory. | *Vehicle application and restrictions apply. Additional components are required. See dealer for details. | *Consult your Owner's Manual for specific weight ratings. | *PEPS (Passive Entry/Passive Start) is the Push-Button Start System. | *Distance may vary depending on vehicle location and environment. | *Consult Owner's Manual for details on roof-rack load limits.

WHEN YOU'RE READY
TO PERSONALIZE:

Visit accessories.ford.com

–or–

See your Ford Dealer



WHEN YOU'RE READY
TO PERSONALIZE:

Visit accessories.ford.com

—or—

See your Ford Dealer

Vehicle Security System – Ford Perimeter Plus
Has components not available from the factory – if glass or a body panel is impacted, 2-stage shock sensor interprets severity. Alarm also sounds if hood/liftgate/doors forced open.
For 2013-2016 vehicles with Dual-Zone Electronic Automatic Temperature Control. Fits all 2017 vehicles.

- A. DM5Z-19A361-B** For Vehicles Equipped With Factory Remote Keyless. Uses Factory Key Fob.
Fits Model Years 2013-2017

VEHICLE SECURITY SYSTEM – FORD PERIMETER PLUS AND REMOTE START SYSTEMS

Vehicle Security System – Ford Perimeter Plus
Has components not available from the factory – if glass or a body panel is impacted, 2-stage shock sensor interprets severity. Alarm also sounds if hood/liftgate/doors forced open.
Requires dealer installation. Basic remote start (up to 300¹⁵ range) is available for factory fobs when activated by dealer. Vehicle must be equipped with factory power door locks.

- B. JJ5Z-19A361-A** Plug 'n Play Module With Harness
Fits Model Years 2018-2020

Remote Start System – Long-Range
From up to 1,000¹⁵ away, heat up or cool down your vehicle with the 1-button remotes that come with this system; parking lights turn on to indicate the engine is running.
Requires dealer installation. (May require additional equipment.) Includes Ford Perimeter Plus Vehicle Security System. Security system functions and basic remote start (up to 300¹⁵ range) are available for factory fobs when activated by dealer.

- Requires:
- B. JJ5Z-19A361-A** Plug 'n Play Module With Harness
 - C. JS7Z-15K601-C** Long-Range Remote Start Kit, 2 Key Fobs Included in Kit
Fits Model Years 2018-2020

Remote Start System – Long-Range With Confirmation
At up to 1,000¹⁵ there's no need to see your vehicle to know it's heating up or cooling down: The system's 2-button remote flashes/beeps to indicate engine idling; with long-range car find. *Requires dealer installation. (May require additional equipment.) Includes Ford Perimeter Plus Vehicle Security System. Security system functions and basic remote start (up to 300¹⁵ range) are available for factory fobs when activated by dealer.*

- Requires:
- B. JJ5Z-19A361-A** Plug 'n Play Module With Harness
 - D. JS7Z-15K601-B** Long-Range With Confirmation Remote Start Kit
Fits Model Years 2018-2020

Remote Start System – Optional Ultra-Long-Range Extender
More than double your remote-start reach: Maximize it up to a full 2,500¹⁵. *Requires dealer installation. For Long-Range Remote Start System and Long-Range Remote Start System With Confirmation.*

- E. JS7Z-15603-A** Ultra-Long-Range Extender Antenna Kit
Fits Model Years 2018-2020

Vehicle Security System – Ford Perimeter Plus – Optional LED Kit
A handy visual cue and break-in deterrent; LED indicator turns on when security is active. *Requires Vehicle Security System – Ford Perimeter Plus Plug 'n Play Module DL3Z-19A361-A (2011-2015) or FT4Z-19A361-A (2016). (May Require Additional Equipment.)*

- F. DM5Z-19D596-A** LED Kit
Fits Model Years 2016-2020

Vehicle Security System – Ford Perimeter Plus
Has components not available from the factory – if glass or a body panel is impacted, 2-stage shock sensor interprets severity. Alarm also sounds if hood/liftgate/doors forced open.
Upgradeable to Remote Start Systems. Requires dealer installation. For 2016 vehicles with Dual-Zone Electronic Automatic Temperature Control. Fits all 2017 vehicles. Wiring harness may vary according to application.

- G. GJ5Z-19A361-A** Plug 'n Play Module With Harness
Fits Model Years 2016-2017

Remote Start System – One-Way, Long-Range
Heat or cool your vehicle from up to 1,000¹⁵; parking lights remain on when engine is running. *Requires dealer installation and programming. For 2016 vehicles with Dual-Zone Electronic Automatic Temperature Control. Fits all 2017 vehicles. (May require additional equipment.)*

- Requires:
- G. GJ5Z-19A361-A** Vehicle Security System – Ford Perimeter Plus Module
 - H. DS7Z-15K601-F** One-Way, Long-Range Key Fob
 - I. DL3Z-15603-C** Antenna Kit
Fits Model Years 2016-2017

Remote Start System – Bi-Directional
No need to see your vehicle when warming it or chilling it from up to 1,000¹⁵ because the fob flashes/beeps when engine starts; with long-range car find and a panic alarm. *Requires dealer installation and programming. For 2016 vehicles with Dual-Zone Electronic Automatic Temperature Control. Fits all 2017 vehicles. (May require additional equipment.) Wiring harness may vary according to application.*

- Requires:
- G. GJ5Z-19A361-A** Vehicle Security System – Ford Perimeter Plus Module
 - J. DL3Z-15K601-A** Bi-Directional Key Fob
 - I. DL3Z-15603-C** Antenna Kit
Fits Model Years 2016-2017

Remote Start/Vehicle Security System, Hood Switch Kit
Makes remote start inoperable or triggers an alarm when your vehicle hood is ajar. *For 2016 vehicle with Dual-Zone Electronic Automatic Temperature Control. Fits all 2017-2020 vehicles.*


- K. GJ5Z-19G366-A** Only Required if Vehicle Is Not Already Equipped
Fits Model Years 2015-2019

EXTERIOR

Deflectors, Aeroskin® Hood Protector by Lund¹
Sleek profile adds appeal and hugs the contours, shielding against bugs, stones and debris.
+ VJL6Z-16C900-A Smoke-Color
Fits Model Year 2020

- L. VGJ5Z-16C900-A** Smoke-Color
Fits Model Years 2017-2019

- M. VCJ5Z-16C900-A** Smoke-Color
Fits Model Years 2013-2016



⁺ New content added to this issue. | ¹Ford Licensed Accessory. | ²Vehicle application and restrictions apply. Additional components are required. See dealer for details. | ³Consult your Owner's Manual for specific weight ratings. | ⁴PEPS (Passive Entry/Passive Start) is the Push-Button Start System. | ⁵Distance may vary depending on vehicle location and environment. | ⁶Consult Owner's Manual for details on roof-rack load limits.



Deflector, Hood

Distinctive look redirects airstream to help carry bugs, stones and debris up and over the roof.

A. 9L8Z-16C900-A Smoke-Color

Fits Model Years 2008-2012



Deflector, Moonroof

Reduce wind noise and air turbulence within the cabin; a perfect fit and extremely durable.

B. 1L8Z-78500K16-AA Smoke-Color

Fits Model Years 2001-2012



Deflectors, Side Window by EGR[®]

On the go or when parked, let fresh air in and keep rain out; also helps keep sun out of eyes.

+ PART NUMBER Smoke-Color, Front and Rear, 4-Piece Set
AVAILABLE SOON

Fits Model Year 2020

C. VGJ5Z-18246-A Smoke-Color, Front and Rear, 4-Piece Set

Fits Model Years 2013-2019

C. VGL8Z-18246-A Smoke-Color, Front and Rear, 4-Piece Set

Fits Model Years 2008-2012



Fuel Plug, Locking

Help ward away tampering with this precision-fit plug; easy on/off at the twist of a key.

D. 8U5Z-9C268-B

Fits Model Years 2009-2012



Full Vehicle Cover by Covercraft[®]

Bonded 4-layer composite utilizes bi-component, side-by-side technology: Custom-patterned protection is breathable, foldable and soft-on-paint; outdoor/indoor use.

E. VDC5Z-19A412-A Noah[®] Style

Fits Model Years 2013-2019

Splash Guards, Flat

The classic way to minimize road spray, helping to protect your paintwork from chips.

F. XF2Z-16A550-AC Black, Rear Only, 2 Piece Set, With Ford Oval Logo

Fits Model Years 2013-2019

G. F6AZ-16A550-AA Black, Front Only, 2 Piece Set, With Ford Oval Logo

Fits Model Years 2005-2012

Splash Guards, Molded

Uniquely contoured to stylishly reduce road spray, helping to protect your finish from chips.

+ H. LJ6Z-16A550-AA Black, Front Only, 2-Piece Set, Without Logo

+ I. LJ6Z-16A550-BA Black, Rear Only, 2-Piece Set, Without Logo

Fits Model Year 2020

J. DJ5Z-16A550-AA Black, Front Only, 2-Piece Set, Without Logo

K. DJ5Z-16A550-BA Black, Rear Only, 2-Piece Set, Without Logo

Fits Model Years 2013-2019

J. 8L8Z-16A550-AC Black, Front Only, 2-Piece Set, Without Logo

L. 8L8Z-16A550-BA Black, Rear Only, 2-Piece Set, Without Logo

Fits Model Years 2008-2012

Spoiler, Rear

This aero-designed, high-mounted accent enhances looks and helps keep the window clean.

M. 8L8Z-78500K16-AA Primed

Fits Model Years 2008-2012

N. 1L8Z-78500K16-AA Primed

Fits Model Years 2001-2007

Spoiler, Rear Winglets

Wing it: Match your vehicle's exterior or mix things up with contrasting colors; aero-designed.

O. FJ5Z-7844210-A Primed, Attach to Liftgate


Fits Model Years 2015-2019

Sportz[®] Tent by Napier¹

Wrap the easy-setup, 9' x 9' tent around the cargo area for direct vehicle access, or make it freestanding; has a shade awning, skylights, cyclone venting and no-see-um mesh windows.

P. VAT4Z-99000C38-A

Fits Model Years 2008-2020



+ New content added to this issue. | ¹Ford Licensed Accessory. | ²Vehicle application and restrictions apply. Additional components are required. See dealer for details. | ³Consult your Owner's Manual for specific weight ratings. | ⁴PEPS (Passive Entry/Passive Start) is the Push-Button Start System. | ⁵Distance may vary depending on vehicle location and environment. | ⁶Consult Owner's Manual for details on roof-rack load limits.



A

Step Bars

Get a leg up with these generously wide steps – for sure footing, even in a wide work boot. *Not for use with hybrid vehicles.*

A. 1L8Z-16450-AAA Black

Fits Model Years 2001-2007



B

Step Bars

These durable, integrated steps are chip-resistant and feature ample width for sure footing.

B. 8L8Z-16450-AB Black

Fits Model Years 2008-2012

RACKS AND CARRIERS

Roof Crossbars⁶

Attach these sturdy, weather-resistant bars along the rails to mount select carriers. *Not compatible with panoramic roof.*

+ C. LJ6Z-7855100-AA Black, 2-Piece Set

Fits Model Year 2020

D. EJ5Z-7855100-AA Black, 2-Piece Set

Fits Model Years 2013-2019

E. 9L8Z-7855100-AA Black, 2-Piece Set

Fits Model Years 2009-2012

E. 7L8Z-7855100-AA Black, 2-Piece Set

Fits Model Years 2007-2008

Roof Rails⁶

Stainless steel side rails accommodate crossbars; choice of bright or dark finish.

F. DJ5Z-7855100-BA Black, 2-Piece Set (shown)

F. DJ5Z-7855100-CA Silver, 2-Piece Set

Fits Model Years 2013-2019

RACKS by Yakima®¹

Bike Rack, Hitch-Mounted, Tilt 2-Bike by Yakima®¹

Utilizing side-to-side adjustability, load bikes with 20"-29" wheels and tires up to 4.8" wide in no time flat – for access to back of vehicle, tilt rack down; SKS (Same Key System) locking. *For 2" receiver.*

+ G. VKB3Z-7855100-M With Locks

Fits Model Years 2019-2020



C



D



E



G

Bike Rack, Hitch-Mounted, Tilt 4-Bike by Yakima®¹

ZipStrips™ secure bikes, anti-sway cradle eliminates bike-to-bike contact, and control lever tilts rack down for vehicle access; tool-free installation, plus SKS (Same Key System) locking. *For 2" receiver.*

+ H. VKB3Z-7855100-P With Locks

Fits Model Years 2019-2020

Bike Rack, Hitch-Mounted, Swing 4-Bike by Yakima®¹

Secure bikes to fully padded arms with zero-hassle ZipStrips™ – at a touch, swing the rack away for rear-of-vehicle access; tool-free installation, plus SKS (Same Key System) locking. *For 2" receiver.*

+ I. VKB3Z-7855100-L With Locks

Fits Model Years 2019-2020

Ski/Snowboard Rack, Hitch-Mounted by Yakima®¹

When it's time to hit the slopes, simply transform a hitch-mounted bike rack into a 6-ski or 4-snowboard rack; adjustable upper and lower arms, plus SKS (Same Key System) locking. *Requires 2- or 4-Bike Hitch-Mounted Rack* by Yakima®²

+ J. VKB3Z-7855100-R

Fits Model Years 2019-2020

CARRIERS by Yakima®¹

Bike Carrier, Roof-Mounted, Upright by Yakima®¹,⁴

Ensures zero contact with the bike frame, accommodating wheels from 20"- 29" and tires up to 3" wide; tool-free installation, plus SKS (Same Key System) locking. *Requires Ford Original Equipment Crossbars. Not compatible with panoramic roof.*

+ K. VKB3Z-7855100-V With Locks

Fits Model Years 2019-2020

Canoe Carrier, Roof-Mounted by Yakima®¹,⁵

Equipped with over-molded rubber pads, securing straps and bow/stern tie-downs, here's how a canoe gets to water in sound style; tool-free installation. *Requires Ford Original Equipment Crossbars. Not compatible with panoramic roof.*

+ L. VKB3Z-7855100-D

Fits Model Years 2008-2009, 2013-2020

Cargo Basket, Roof-Mounted by Yakima®¹,⁶

Haul gear on high with any of these weather-resistant, heavy-duty steel baskets that come equipped with a custom wind fairing to help reduce drag and noise; tool-free installation. *Requires Ford Original Equipment Crossbars. Not compatible with panoramic roof.*

+ M. VKB3Z-7855100-U Small, 58" x 23" x 6.5"

+ N. VKB3Z-7855100-T Medium With 2 Adjustable Accessory Bars, 44" x 40" x 7"

+ O. VKB3Z-7855100-S Extra-Large With Stretch Net, 52" x 48" x 6.5"

Fits Model Years 2019-2020



H



I



J



K



L



M



N



O

+ New content added to this issue. | ¹Ford Licensed Accessory. | ²Vehicle application and restrictions apply. Additional components are required. See dealer for details. | ³Consult your Owner's Manual for specific weight ratings. | ⁴PEPS (Passive Entry/Passive Start) is the Push-Button Start System. | ⁵Distance may vary depending on vehicle location and environment. | ⁶Consult Owner's Manual for details on roof-rack load limits.



A

Cargo Basket Light Brackets, Roof-Mounted by Yakima®1,6
Capable of carrying off-road lights of virtually any size and shape, these heavy-duty powdered-steel brackets can be mounted to the front or rear of the medium and extra-large baskets. *Requires Roof-Mounted Cargo Basket by Yakima®. Not compatible with panoramic roof. Off-road lights not included.*

+ A. VKB3Z-15266-A 2-Piece Set

Fits Model Years 2019-2020



B

Cargo Box, Roof-Mounted by Yakima®1,6
Sleek, aerodynamic design features dual-sided opening, a carbonite-textured lid with stiffeners, and SuperLatch™ security; tool-free installation, plus SKS (Same Key System) locking. *Requires Ford Original Equipment Crossbars. Not compatible with panoramic roof.*

+ B. VKB3Z-7855100-K 16 cu. ft. Capacity, 81" x 36" x 15"

Fits Model Years 2019-2020



C

Kayak Carrier, Roof-Mounted by Yakima®1,6
Featuring a handy cam lever and multiple settings, carry 1 kayak in J-cradle position or 2 kayaks in vertical, stacker position; tool-free installation, plus SKS (Same Key System) locking. *Requires Ford Original Equipment Crossbars. Not compatible with panoramic roof.*

+ C. VKB3Z-7855100-C

Fits Model Years 2019-2020



D

Kayak/Paddleboard Carrier, Roof-Mounted, Load-Assist by Yakima®1,6
Load/unload 1 kayak or 2 boards in a breeze: Slide-and-tilt mount operates at waist level, lowering over 2' and providing 30%–45% weight assistance; SKS (Same Key System) locking. *Requires Ford Original Equipment Crossbars. Not compatible with panoramic roof.*

+ D. VKB3Z-7855100-B With Locks

Fits Model Years 2019-2020



E

Paddleboard Carrier, Roof-Mounted by Yakima®1,6
Soft-padded mount holds 2 boards – up to 36" wide – easily loaded via built-in rollers; integrated strap stowage, tool-free installation, plus SKS (Same Key System) locking. *Requires Ford Original Equipment Crossbars. Not compatible with panoramic roof.*

+ E. VKB3Z-7855100-H With Locks

Fits Model Years 2019-2020



F

Ski/Snowboard Carrier, Roof-Mounted by Yakima®1,6
Holds up to 6 pairs of skis or 4 snowboards with the added benefit of a large button for easy opening with gloves on; tool-free installation, plus SKS (Same Key System) locking. *Requires Ford Original Equipment Crossbars. Not compatible with panoramic roof.*

+ F. VKB3Z-7855100-E

Fits Model Years 2019-2020

ADDITIONS by Yakima®1

Awning by Yakima®1

Window shade-style covering offers 42 sq. ft. of protection against sun and rain, and carry case uses only 6" of rack space; tool-free installation, plus SKS (Same Key System) locking. *Requires Ford Original Equipment Crossbars. Not compatible with panoramic roof.*

+ G. VKB3Z-99000C38-E With Locks

Fits Model Years 2019-2020

Lock Kit, SKS (Same Key System) by Yakima®1

These 4 cores enable locking of products with just a single key; includes 2 matching keys, and 1 “uncut” control key used only for the installation and removal of an unlocked SKS core.

+ H. VKB3Z-7821984-A 4-Piece Set

Fits Model Years 2019-2020

Tool Holder by Yakima®1

Perfectly fitting for a paddle, axe, shovel or other long item with a handle diameter of 1.18" to 1.96" and weighing up to 9 lbs.; attach to most racks, baskets and T-slot crossbars.

+ I. VKB3Z-99550B29-A 2-Piece Set

Fits Model Years 2019-2020

RACKS by THULE®1

Bike Rack, Hitch-Mounted by THULE®1

Unique arc design for ease of use; with anti-sway cages, secure-cushioning Hold Fast Cradles™ and a HitchSwitch™ that folds arms and tilts the rack for liftgate access.

For 1¼" and 2" receivers. Not for use with hybrid vehicles.

J. VGT4Z-7855100-A Carries 2 Bikes

J. VGT4Z-7855100-B Carries 4 Bikes

Fits Model Years 2019-2020

Bike Rack, Hitch-Mounted, Classic by THULE®1

Super-rugged platform rack with HitchSwitch™ tilting, frame-free clamping and side-to-side adjustment; fits bikes with wheels from 20"-29" and tires up to 5" wide (except 27.5" fat bike). *For 2" receiver.*

+ K. VKB3Z-7855100-Y Carries 2 Bikes

Fits Model Years 2019-2020



G



H



I



J



K


WHEN YOU'RE READY
TO PERSONALIZE:

Visit accessories.ford.com

—or—

See your Ford Dealer

+ New content added to this issue. | ¹Ford Licensed Accessory. | ²Vehicle application and restrictions apply. Additional components are required. See dealer for details. | ³Consult your Owner's Manual for specific weight ratings. | ⁴PEPS (Passive Entry/Passive Start) is the Push-Button Start System. | ⁵Distance may vary depending on vehicle location and environment. | ⁶Consult Owner's Manual for details on roof-rack load limits.



Bike Rack, Hitch-Mounted, Lightweight by THULE®¹
Aluminum construction is about half the weight of steel; with integrated anti-sway, 7" spacing between bikes, built-in cable lock, and HitchSwitch™ for tilt/fold (without bikes).
For 1¼" and 2" receivers.
+ A. VKB3Z-7855100-X Carries 2 Bikes
Fits Model Years 2019-2020

Bike Frame Adapter by THULE®¹
Modifies women's, BMX and other non-standard bike frames for the hitch-mounted rack.
Requires 2- or 4-Bike Hitch-Mounted Rack by THULE®
B. VDT4Z-7855100-E
Fits Model Years 2019-2020



Ski/Snowboard Adapter by THULE®¹
Readily transform your hitch-mounted bike rack when it's time to hit the slopes; with locks.
Requires 2- or 4-Bike Hitch-Mounted Rack by THULE®
C. VDT4Z-7855100-F Carries 6 Pairs of Skis or 4 Snowboards on 2" Receiver;
Carries 4 Pairs of Skis or 2 Snowboards on 1¼" Receiver
Fits Model Years 2019-2020



Removable Roof Rack and Crossbar System by THULE®¹,²
Versatile system helps transport cargo conveniently on top; with bars, feet, fit kit and locks.
Includes: 2 crossbars and mounting kit. Removable rack for use without factory side rails.
D. VCJ5Z-7848016-A
Fits Model Years 2013-2020



Roof Rack Crossbar System by THULE®¹,²
High-strength AeroBlade™ load bars feature a textured WindDiffuser™, BoxBeam™ aluminum extrusion, SwingBlade™ end caps and a SmartSlide™ measurement system.
Includes: Crossbars and mounting kit. For use with factory roof rails.
E. VDT4Z-7848016-A 53"
Fits Model Years 2013-2020



Bike Carrier, Roof-Mounted, Upright by THULE®¹,²
For loading and unloading, a convenient lever operates the self-adjusting clamps; lockable.
Requires Ford Original Equipment Crossbars or Crossbars by THULE®. Crossbars can accommodate a second roof-mounted bike carrier. Not compatible with panoramic roof.
F. VAT4Z-7855100-K Carries 1 Bike
Fits Model Years 2008-2020

Canoe Carrier, Roof Mounted by THULE®¹,²
Cushioned gunwale brackets with ramped sides for loading ease; load straps have buckle bumpers, and QuickDraw™ rope ratchets have carabineer hooks to secure bow and stern.
Requires Ford Original Equipment Crossbars or Crossbars by THULE®. Not compatible with panoramic roof.
+ G. VKB3Z-7855100-W
Fits Model Years 2008-2009, 2013-2020

Cargo Basket, Roof-Mounted by THULE®¹,²
Stylish aluminum design with 8 adjustable tie-down loops to help secure the load, plus a rubber-covered upper surface for long cargo; integrated T-tracks extend basket use.
Requires Ford Original Equipment Crossbars or Crossbars by THULE®. Not compatible with panoramic roof.
H. VJT4Z-7855100-A 50" x 41" x 6"
Fits Model Years 2008-2009, 2013-2020

Cargo Box, Roof-Mounted by THULE®¹,²
Heavy-duty design helps keep out the elements; lockable passenger-side opening is handy.
Requires Ford Original Equipment Crossbars or Crossbars by THULE®. Not compatible with panoramic roof.
I. VAT4Z-7855100-F 55" x 26" x 12"
I. VET4Z-7855100-B 65" x 35" x 16" (shown)
Fits Model Years 2008-2020

Kayak Carrier, Roof-Mounted by THULE®¹,²
Transport your kayak stably and securely, all with quick and easy loading and unloading.
Flat: Flexible cushioned pads conform to hull; with center load straps and end tie-downs.
Folding: Popular J-style steel cradles have adjustable padding; fold down when not in use.
Requires Ford Original Equipment Crossbars or Crossbars by THULE®. Not compatible with panoramic roof.
J. VAT4Z-7855100-G Flat
K. VAT4Z-7855100-H Folding
Fits Model Years 2008-2020

Paddleboard Carrier, Roof-Mounted by THULE®¹,²
Telescoping design for a custom fit; locking cam and steel-reinforced webbing add security.
Requires Ford Original Equipment Crossbars or Crossbars by THULE®. Not compatible with panoramic roof.
L. VFT4Z-7855100-B Stand-up
Fits Model Years 2013-2020



WHEN YOU'RE READY
TO PERSONALIZE:

Visit accessories.ford.com

—or—

See your Ford Dealer

+ New content added to this issue. | ¹Ford Licensed Accessory. | ²Vehicle application and restrictions apply. Additional components are required. See dealer for details. | *Consult your Owner's Manual for specific weight ratings. | *PEPS (Passive Entry/Passive Start) is the Push-Button Start System. | *Distance may vary depending on vehicle location and environment. | *Consult Owner's Manual for details on roof-rack load limits.



Ski/Snowboard Carrier, Roof-Mounted, Flat Top by THULE®¹
Locking carrier slides to side of vehicle for easy access; with SpeedLink mounting hardware. *Requires Ford Original Equipment Crossbars or Crossbars by THULE®. Not compatible with panoramic roof.*

A. VDT4Z-7855100-D Carries 6 Pairs of Skis or 4 Snowboards
Fits Model Years 2008-2020

TRAILER TOWING AND HITCHES

Recovery Hook

This rugged, twist-on tow hook can be utilized on the front or rear of your vehicle.

B. 6M2Z-17A954-A Front or Rear, 1-Piece
Fits Model Years 2013-2016



Trailer Hitch³

Bolt original-equipment hitch into existing holes; powertrain could limit towing capacity. *Not for use with foot-activated liftgate.*

+ C. LJ6Z-15D520-AA 2" Receiver
Fits Model Year 2020

D. DJ5Z-19D520-A 2" Receiver
Fits Model Years 2013-2019

Trailer Hitch³

Bolt original-equipment hitch into existing holes; powertrain could limit towing capacity. *Not for use with hybrid vehicles.*

D. 8L8Z-19D520-B 1¼" Receiver
Fits Model Years 2008-2012



Trailer Hitch Ball Mounts³

Heavy-duty ball mount inserts right into the trailer hitch; hitch pin and clip holds it in place. *Not for use with hybrid vehicles.*

E. BL3Z-19A282-A 4" Drop / 2¼" Rise, For 2" Hitch Receiver
E. BL3Z-19A282-B 2" Drop / ¾" Rise, For 2" Hitch Receiver
Fits Model Years 2013-2020

E. BL8Z-19A282-A 3¼" Drop / 2⅝" Rise, For 1¼" Hitch Receiver
Fits Model Years 2001-2012



Trailer Hitch Balls³

Forged, stainless steel one-piece construction provides maximum strength; corrosion-resistant. *Not for use with hybrid vehicles.*

F. BL3Z-19F503-B Stainless Steel, 2" Ball, 1" Shank
F. BL3Z-19F503-C Stainless Steel, 1⅞" Ball, 1" Shank
Fits Model Years 2001-2020

Trailer Hitch Wiring Harness

To easily connect trailer lights, add this assembly to your vehicle's factory electrical system.

+ G. LX6Z-15A416-A 4-Pin, With Converter
Fits Model Year 2020

G. FT1Z-15A416-A 4-Pin, With Converter
Fits Model Years 2010-2019

INTERIOR

Ash Cup/Coin Holder

Keep ashes or change tidily in place; sized just right to slot into a center-console cupholder.

H. CM5Z-5404788-AA With Lighter Element
Fits Model Years 2013-2020

I. 5L8Z-7804810-AAA Without Lighter Element
Fits Model Years 2005-2020

H. 5L8Z-7804810-BAA With Lighter Element
Fits Model Years 2005-2007

Cargo Area Protector

Preserve flooring with this grooved, raised-lip tray that's shaped to your vehicle's contours.

+ J. LJ6Z-6111600-AA Black
Fits Model Year 2020

K. DJ5Z-7811600-BA Black
Fits Model Years 2013-2019

L. 8L8Z-6111600-AB Black
Fits Model Years 2010-2012

Cargo Net

Stretchable, soft braided cording helps keep assorted items in back secure and under control.

M. 1L8Z-78550A66-AA Floor Mount
Fits Model Years 2001-2007

Cargo Net by Polytec®¹

Stretchable, soft braided cording helps keep assorted items in back secure and under control.

N. VDJ5Z-78550A66-A Floor Mount
Fits Model Years 2013-2019



WHEN YOU'RE READY
TO PERSONALIZE:

Visit accessories.ford.com

—or—

See your Ford Dealer

⁺ New content added to this issue. | ¹Ford Licensed Accessory. | ²Vehicle application and restrictions apply. Additional components are required. See dealer for details. | ³Consult your Owner's Manual for specific weight ratings. | ⁴PEPS (Passive Entry/Passive Start) is the Push-Button Start System. | ⁵Distance may vary depending on vehicle location and environment. | ⁶Consult Owner's Manual for details on roof-rack load limits.



A



B



C



D



E



F



G



H



I



J

Cargo Organizer, Soft

These smart mix-and-match ways to contain groceries and personal belongings can minimize topples or preserve freshness; bag is collapsible, and both organizers store flat. Cooler Bag: Insulated, lightweight carryall helps keep food and drink cool or warm; zippered. Large Organizer: 4 mildew-resistant compartments and hookable straps; just over 3' long. Standard Organizer: 3 mildew-resistant compartments and built-in handles; just over 2' long.

- A. HE5Z-19H484-A Cooler Bag With Adjustable Carrying Strap
- B. HE5Z-78115A00-A Large, Folding
- C. HE5Z-78115A00-C Standard, Folding

Fits Model Years 2005-2020

Door Sill Plates

Non-Illuminated: Polished front plates add more dynamism whenever getting in and out. Illuminated: Simply open either front door to activate the LED glow on the associated plate.

- D. DJ5Z-54132A08-A Stainless Steel, Non-Illuminated, 2-Piece Set, Front
- E. DJ5Z-54132A08-B Stainless Steel, Illuminated, 2-Piece Set, Front

Fits Model Years 2013-2019

Battery Jump Starter by NOCO®¹

Compact unit – with spark-proof connections and reverse-polarity protection – works in seconds, allows up to 20 starts on 1 charge (rated 1,000 charge cycles), and can hold power for a year; also has USB in/out ports and a 7-mode, dual-LED flashlight. Protective case sold separately.

- + F. VJL3Z-10A765-A GB-40, 1,000-Amp (7,000-Joule) Lithium Jump Starter
- + G. VJL3Z-10C744-A Case for GB-40

Fits Model Years 2018-2020

First Aid Kit by DC Safety™²

Compact case houses emergency essentials – from bandages to sponges – for care on-the-go.

- H. VFL3Z-19F515-C

Fits Model Years 2009-2020

Roadside Assistance Kit by DC Safety™³

From the reflective vest and bungee tie-down, to jumper cables and a multi-tool, be prepared.

- I. VFL3Z-19F515-A

Fits Model Years 2009-2020

Roadside Assistance Kit by DC Safety,™³ Commercial

Equips you with a fire extinguisher, FMVSS high-visibility warning triangles, flags, fuses and more.

- J. VJL3Z-19F515-B

Fits Model Years 2009-2020

Floor Liners

High-and-wide protection made to original Ford specs: Extra-tall walls and deep-set grooves contain what's tracked in or spilled within; firm-yet-flexible construction with nibbed backing. Dual retention on driver-side liner.

- K. HJ5Z-7813300-AA Black, 4-Piece Set

Fits Model Years 2016-2019

Floor Mats, All-Weather

Deep grooves and a raised-surround edge help keep mud and slush contained; spray clean. Dual retention on driver-side mat.

- L. DJ5Z-7813086-AB Black, 4-Piece Set

Fits Model Years 2013-2015

- M. BL8Z-7813300-AD Black, 4-Piece Set

Fits Model Years 2011-2012

Floor Mats, All-Weather

Deep grooves and a raised-surround edge help keep mud and slush contained; spray clean. Single retention on driver-side mat.

- N. 5L8Z-7813300-D Black, 4-Piece Set

Fits Model Years 2006-2010

Floor Mats, Carpeted

Premium-grade carpeting complements the interior and protects flooring from wear and tear. Dual retention on driver-side mat.

- + O. LJ6Z-7813300-AA Black, 4-Piece Set (For Gas Models)
- + P. LJ6Z-7813300-BA Black, 4-Piece Set (For Hybrid Models)

Fits Model Year 2020

- O. FJ5Z-7813300-AA Medium Stone, 4-Piece Set

- P. FJ5Z-7813300-AB Charcoal Black, 4-Piece Set

Fits Model Years 2013-2019

Interior Cargo Cover

Vinyl pull-out shade conceals belongings behind the 2nd row; stores on roll when not in use.

- + Q. LJ6Z-78550A74-AA Black

Fits Model Year 2020

- R. KJ5Z-7845440-AA Black

Fits Model Years 2013-2019

- S. 9L8Z-7845440-AA Medium Stone

- S. 9L8Z-7845440-AB Camel

- S. 9L8Z-7845440-AC Medium Charcoal (color shown)

Fits Model Years 2008-2012



K



L



M



N



O



P



Q



R



S

WHEN YOU'RE READY
TO PERSONALIZE:

Visit accessories.ford.com

—or—

See your Ford Dealer

+ New content added to this issue. | ¹Ford Licensed Accessory. | ²Vehicle application and restrictions apply. Additional components are required. See dealer for details. | ³Consult your Owner's Manual for specific weight ratings. | ⁴PEPS (Passive Entry/Passive Start) is the Push-Button Start System. | ⁵Distance may vary depending on vehicle location and environment. | ⁶Consult Owner's Manual for details on roof-rack load limits.



A



B

Interior Light Kit

Change up your LED coloration for the center cupholder and front footwells; mix of 7 hues. *Not available for Titanium models.*

A. CL8Z-13E700-AA

Fits Model Years 2008-2019

Mini-Fridge, Portable by Indel B^{®1}

Cool travel companion: Use the 19-quart, LED-illuminated compartment as a fridge or freezer; with electronic thermostat, energy-smart compressor and low-voltage cutout, plus carrying strap.

+ B. VLL3Z-19J316-A 12V Refrigerator, 22" x 9.25" x 16.5," 18.5 lbs.

Fits Model Year 2020

Seat Covers, Carhartt[®] Protective by Covercraft^{®1}

Signature Carhartt canvas duck is a rugged blend of long-lasting toughness and all-day comfort: Breathable, heavy-gauge protection is water-repellent and UV-resistant; slip on.

C. VDL8Z-6163812-C Gravel, Rear (color shown)

Fits Model Years 2010-2020

C. VDL8Z-6163812-D Brown, Rear

Fits Model Years 2010-2019

C. VGJ5Z-6163812-C Gravel, Rear, For Escape S Models Without Armrest

C. VGJ5Z-6163812-D Brown, Rear, For Escape S Models Without Armrest

Fits Model Years 2013-2019

Seat Covers, Protective by Covercraft^{®1}

Block everyday abuse from dirt, pets, kids and the sun: Heavy-duty, water-repellent, breathable polycotton has overlapped seams and is machine washable; slip on.

D. VDL8Z-6163812-A Charcoal, Rear

Fits Model Years 2010-2020

D. VDL8Z-6163812-B Taupe, Rear

Fits Model Years 2010-2019

D. VGJ5Z-6163812-A Taupe, Rear, For Escape S Models Without Armrest

D. VGJ5Z-6163812-B Charcoal, Rear, For Escape S Models Without Armrest

Fits Model Years 2013-2019

Sunscreen, UVS100[®] Custom by Covercraft^{®1}

To help deflect damaging, heat-building UV rays, this sure-fit, accordion-fold screen has a reflective silver outer surface triple laminated over an insulating foam-core center; felt inner side.

E. VJJ5Z-78519A02-A With Logo and Storage Bag

Fits Model Years 2013-2020

WHEELS

Wheel Lock Kit

Help prevent wheel/tire theft; 1 locking lug nut replaces 1 original lug nut on each wheel.

Includes: 4 locking lugs and 1 key.

+ F. DM5Z-1A043-A Chrome-Plated For Exposed Lugs

Fits Model Year 2020

F. F6SZ-1A043-AA Chrome-Plated For Exposed Lugs

Fits Model Years 2001-2019



C



D



E



F

+ New content added to this issue. | ¹Ford Licensed Accessory. | ²Vehicle application and restrictions apply. Additional components are required. See dealer for details. | ³Consult your Owner's Manual for specific weight ratings. | ⁴PEPS (Passive Entry/Passive Start) is the Push-Button Start System. | ⁵Distance may vary depending on vehicle location and environment. | ⁶Consult Owner's Manual for details on roof-rack load limits.



FORD UTILITIES
**EXPEDITION/
MAX**



2020 Expedition MAX Platinum in Ruby Red Metallic Tinted Clearcoat. Personalized with dash cam by Thinkware^{®1} hood deflector, side window deflectors by Lund^{®1} splash guards,¹ roof crossbars, and roof-mounted cargo box by Yakima^{®1,6}



A



B



C



D



E



F



G



H

ELECTRONICS

Backup Alarm by ECCO®
Self-adjusting, external-alert system measures ambient noise for suitable warning volume.
A. VAC3Z-14N137-A
Fits Model Years 2003-2018

Bullfrog® Hop by KICKER®
Take-anywhere speaker with signature bass (1.65" drivers, 1.4" x 2.8" subwoofers), 100' streaming, 360° soundfield, AUX jack and 12-hour battery; water-resistant/dust-tight IP67 rating.
B. VHL3Z-18808-A Portable Bluetooth® Speaker
Fits Model Years 2011-2020

Bullfrog® Jump by KICKER®
Take-anywhere speaker with signature bass (3" drivers, 3" x 4" subwoofers), 100' streaming, 360° soundfield, FM tuner, AUX jack and 20-hour battery; water-resistant/dust-tight IP66 rating.
C. VHL3Z-18808-B Portable Bluetooth® Speaker
Fits Model Years 2011-2020

Bumper-Mounted Warning Sensors by Rosen®
In Reverse, this system scans up to 7' behind your vehicle to help alert you to objects. (Driver-assist features are supplemental and do not replace the driver's attention, judgment, and need to control the vehicle.)
Requires installation Tool Kit VAS4Z-15A866-C.
D. VAS4Z-15A866-B Reverse Sensor
Fits Model Years 2006-2020

Dash Cam by Thinkware®
On the go and in parking surveillance mode, record action in Full HD (1080p) and Wide Dynamic Range (WDR) – coverage is complete with a 140-degree viewing angle and high-sensitivity performance in low-light and nighttime conditions; view footage on your computer.
Dash Cam only: Discreet design with easy-to-use software for settings; embeds GPS data.
Dash Cam with Rear Camera: Look both ways; camera records out the back window in 720p.
Dash Cam with Infrared Camera: Look inside too; camera records interior events in 720p.
+ E. VHL3Z-19G490-C Dash Cam
+ F. VHL3Z-19G490-D Dash Cam and Rear-Facing Camera
+ G. VHL3Z-19G490-E Dash Cam and Infrared Camera
Fits Model Years 2019-2020

Hands-Free System by Mobile-Ease™
Control your smartphone with voice commands; utilizes a microphone and the audio system. (Don't drive while distracted. Use voice-operated systems when possible; don't use handheld devices while driving. Some features may be locked out while the vehicle is in gear. Not all features are compatible with all phones.)
H. 7L2Z-14A411-A RUN/ACC Jumper
7L2Z-19G399-A Advanced
Fits Model Years 2007-2008

HitchScan™ Rear Park Assist Sensor and Hitch Step by Rosen®
System activates whenever you shift into Reverse, providing an audible alert and visual indication when it detects an object within the scanning area behind you; with support step. (Driver-assist features are supplemental and do not replace the driver's attention, judgment, and need to control the vehicle.)
Fits 1¼" and 2" hitch receivers.
I. VAG1Z-15K859-A Reverse Sensor
Fits Model Years 2005-2017

Keyless Entry Keypad
Programmable, backlit keypad unlocks or locks your vehicle; no wiring or drilling necessary.
J. ES7Z-14A626-A Not Available For Vehicles With Push-Button Start (PEPS)⁴
Fits Model Years 2005-2017

Rear Seat Entertainment – Dual Headrest DVD by VOXXAutomotive™
A pair of independent widescreen monitors – that have the ability to show the same thing at once – with wireless FM modulation to your vehicle's audio; headrests are FactoryMatch.™
7" LCD displays, integrated top-loading DVD players, infrared headphones, remote control, game/video ports (RCA), CD/MP3 playback. See dealer for additional details.
K. -10E947- Colors and Materials to Complement Vehicle Interiors
VAG1Z-19A164-B Remote Control
Fits Model Years 2011-2017

Rear Seat Entertainment – NextBase® Duo Cinema by VOXXAutomotive™
Two adjustable LED 10.1" screens – with a DVD player, plus HDMI and USB inputs, on the master unit – mount on 2-post headrests; you can show the same thing on both screens.
L. VGJ5Z-10E947-A Dual Portable DVD Players
Fits Model Years 2011-2020

Remote Start System
Warm or cool your vehicle interior from afar at the push of a button; range up to 1,000'.⁵
Series 100: Vehicle parking lights turn on to indicate engine is running.
Bi-Directional: No need to see vehicle – fob flashes/beeps when engine starts; with car find.
M. 7W3Z-19G364-AA Series 100, One-Button. Requires PATS Interface Kit 8L3Z-19G365-BA.
N. 9C3Z-19G364-A Bi-Directional. Requires PATS Interface Kit 8L3Z-19G365-BA.
Fits Model Years 2007-2009

Remote Start System
Warm or cool your vehicle interior from afar at the push of a button; range up to 1,000'.⁵
Series 100: Vehicle parking lights turn on to indicate engine is running.
Bi-Directional: No need to see vehicle – fob flashes/beeps when engine starts; with car find.
For vehicles with SYNC.®
M. AL1Z-19G364-B Series 100, One-Button. For MyKey® Equipped Vehicles. Includes PATS Interface Kit.
N. AL1Z-19G364-A Bi-Directional. For MyKey® Equipped Vehicles. Includes PATS Interface Kit.
Fits Model Years 2010-2014



I



J



K



L



M



N

WHEN YOU'RE READY
TO PERSONALIZE:

Visit accessories.ford.com

—or—

See your Ford Dealer

+ New content added to this issue. | *Ford Licensed Accessory. | †Vehicle application and restrictions apply. Additional components are required. See dealer for details. | ‡Consult your Owner's Manual for specific weight ratings. | ⁴PEPS (Passive Entry/Passive Start) is the Push-Button Start System. | ⁵Distance may vary depending on vehicle location and environment. | *Consult Owner's Manual for details on roof-rack load limits.



WHEN YOU'RE READY
TO PERSONALIZE:

Visit accessories.ford.com

—or—

See your Ford Dealer

Remote Start System

Warm or cool your vehicle interior from afar at the push of a button; range up to 1,000'.¹⁵
Series 100: Vehicle parking lights turn on to indicate engine is running.
Bi-Directional: No need to see vehicle – fob flashes/beeps when engine starts; with car find.
For vehicles without SYNC®

- A.

AW3Z-19G364-A

Series 100, One-Button. For MyKey® Equipped Vehicles. Requires PATS Interface Kit 8L3Z-19G365-BA.
- B.

AC3Z-19G364-A

Bi-Directional. For MyKey® Equipped Vehicles. Requires PATS Interface Kit 8L3Z-19G365-BA.

Fits Model Years 2010-2014

Remote Start System

Heat or cool your vehicle from up to 300'¹⁵ – parking lights remain on when engine is running; run time is customer programmable, and system also features car find and a panic alarm.
Does not include siren and shock sensor.

- A.

BB5Z-19G364-A

Series 100, Plug 'n Play. 4-Button Key Fob, For Vehicles Without Power Liftgate, With Power Locks.
- A.

DA8Z-19G364-A

Series 100, Plug 'n Play. For Vehicles Without Push-Button Start, With Power Liftgate.

Fits Model Years 2015-2016

SYNC® Kit

Voice-activated phone, entertainment and some mobile apps. (Don't drive while distracted. Use voice-operated systems when possible; don't use handheld devices while driving. Some features may be locked out while the vehicle is in gear. Not all features are compatible with all phones.)
Includes: Jumper wire assembly, USB cable, SYNC® module, tie-downs and manual.

- C.

9R3Z-14D212-A

Not For Use With DVD- and/or Navigation System-Equipped Vehicles

Fits Model Year 2009

Vehicle Security System – Ford Perimeter Plus

Has components not available from the factory – if glass or a body panel is impacted, 2-stage shock sensor interprets severity. Alarm also sounds if hood/liftgate/doors forced open.

- D.

7L3Z-19A361-AA

For Vehicles Equipped With Factory Remote Keyless. Uses Factory Key Fob.

Fits Model Years 2007-2014

VEHICLE SECURITY SYSTEM – FORD PERIMETER PLUS AND REMOTE START SYSTEMS

Vehicle Security System – Ford Perimeter Plus

Has components not available from the factory – if glass or a body panel is impacted, 2-stage shock sensor interprets severity. Alarm also sounds if hood/liftgate/doors forced open.
Requires dealer installation. Basic remote start (up to 300'¹⁵ range) is available for factory fobs when activated by dealer. Vehicle must be equipped with factory power door locks.

- + E.

KN1Z-19A361-A

Plug 'n Play Module With Harness

Fits Model Years 2019-2020

- E.

JS7Z-19A361-A

Plug 'n Play Module With Harness

Fits Model Year 2018

Remote Start System – Long-Range

From up to 1,000'¹⁵ away, heat up or cool down your vehicle with the 1-button remotes that come with this system; parking lights turn on to indicate the engine is running.
Requires dealer installation. (May require additional equipment.) Includes Ford Perimeter Plus Vehicle Security System. Security system functions and basic remote start (up to 300'¹⁵ range) are available for factory fobs when activated by dealer.

- Requires:
- + E.

KN1Z-19A361-A

Plug 'n Play Module With Harness
- F.

JS7Z-15K601-C

Long-Range Remote Start Kit, 2 Key Fobs Included in Kit

Fits Model Years 2019-2020

- Requires:
- E.

JS7Z-19A361-A

Plug 'n Play Module With Harness
- F.

JS7Z-15K601-C

Long-Range Remote Start Kit, 2 Key Fobs Included in Kit

Fits Model Year 2018

Remote Start System – Long-Range With Confirmation

At up to 1,000'¹⁵ there's no need to see your vehicle to know it's heating up or cooling down: The system's 2-button remote flashes/beeps to indicate engine idling; with long-range car find.
Requires dealer installation. (May require additional equipment.) Includes Ford Perimeter Plus Vehicle Security System. Security system functions and basic remote start (up to 300'¹⁵ range) are available for factory fobs when activated by dealer.

- Requires:
- + E.

KN1Z-19A361-A

Plug 'n Play Module With Harness
- G.

JS7Z-15K601-B

Long-Range With Confirmation Remote Start Kit

Fits Model Years 2019-2020

- Requires:
- E.

JS7Z-19A361-A

Plug 'n Play Module With Harness
- G.

JS7Z-15K601-B

Long-Range With Confirmation Remote Start Kit

Fits Model Year 2018

Remote Start System – Optional Ultra-Long-Range Extender

More than double your remote-start reach: Maximize it up to a full 2,500'.¹⁵
Requires dealer installation. For Long-Range Remote Start System and Long-Range Remote Start System With Confirmation.

- H.

JS7Z-15603-A

Ultra-Long-Range Extender Antenna Kit

Fits Model Years 2018-2020



+ New content added to this issue. | ¹Ford Licensed Accessory. | ²Vehicle application and restrictions apply. Additional components are required. See dealer for details. | ³Consult your Owner's Manual for specific weight ratings. | ⁴PEPS (Passive Entry/Passive Start) is the Push-Button Start System. | ⁵Distance may vary depending on vehicle location and environment. | ⁶Consult Owner's Manual for details on roof-rack load limits.



Vehicle Security System – Ford Perimeter Plus – Optional LED Kit

A handy visual cue and break-in deterrent; LED indicator turns on when security is active. Requires Vehicle Security System – Ford Perimeter Plus Module.

- A. DM5Z-19D596-A LED Kit

Fits Model Years 2015-2020

Vehicle Security System – Ford Perimeter Plus

Has components not available from the factory – if glass or a body panel is impacted, 2-stage shock sensor interprets severity. Alarm also sounds if hood/liftgate/doors forced open. Upgradeable to Remote Start Systems. Requires dealer installation. Wiring harness may vary according to application.

- B. DL3Z-19A361-A Plug 'n Play Module With Harness

Fits Model Years 2015-2017

Remote Start System – One-Way, Long-Range

Heat or cool your vehicle from up to 1,000'⁵; parking lights remain on when engine is running. Requires dealer installation and programming. (May require additional equipment.)

Requires:

- B. DL3Z-19A361-A Vehicle Security System – Ford Perimeter Plus Module
- C. DS7Z-15K601-F One-Way, Long-Range Key Fob
- D. DL3Z-15603-C Antenna Kit

Fits Model Years 2015-2017

Remote Start System – Bi-Directional

No need to see your vehicle when warming it or chilling it from up to 1,000'⁵ because the fob flashes/beeps when engine starts; with long-range car find and a panic alarm. Requires dealer installation and programming. (May require additional equipment.)

Requires:

- B. DL3Z-19A361-A Vehicle Security System – Ford Perimeter Plus Module
- E. DL3Z-15K601-A Bi-Directional Key Fob
- D. DL3Z-15603-C Antenna Kit

Fits Model Years 2015-2017

EXTERIOR

Deflector, Aeroskin® Hood Protector by Lund®¹

Sleek profile adds appeal and hugs the contours, shielding against bugs, stones and debris.

- F. VJL1Z-16C900-B Smoke-Color

Fits Model Years 2018-2020

- VBL1Z-16C900-A Smoke-Color

Fits Model Years 2008-2017

Deflector, Hood

Distinctive look redirects airstream to help carry bugs, stones and debris up and over the roof.

- G. JL1Z-16C900-A Smoke-Color

Fits Model Years 2018-2020

Deflector, Hood, Low-Profile

Slimmed style redirects airstream to help carry bugs, stones and debris up and over the roof.

- H. 7L1Z-16C900-A Smoke-Color

Fits Model Years 2007-2017

Deflector, Moonroof

Reduce wind noise and air turbulence within the cabin; a perfect fit and extremely durable. Not for use with SYNC® Radio- or Navigation System-Equipped vehicle.

- I. XL3Z-16500A26-AA Smoke-Color

Fits Model Years 1998-2008

Deflectors, Side Window by Lund®¹

On the go or when parked, let fresh air in and keep rain out; also helps keep sun out of eyes.

- J. VJL1Z-18246-A Smoke-Color, Front and Rear, 4-Piece Set

Fits Model Years 2018-2020

- K. VGL1Z-18246-A Smoke-Color, Front and Rear, 4-Piece Set

Fits Model Years 1997-2017

Exhaust Tip

A glint of chrome-plated, corrosion-resistant stainless steel catches the eye; just slide it on.

- L. 7L1Z-5K238-A Chrome

Fits Model Years 2007-2014

Fuel Plug, Locking

Help ward away tampering with this precision-fit plug; easy on/off at the twist of a key.

- M. 8U5Z-9C268-B

Fits Model Years 2009-2017

Full Vehicle Covers by Covercraft®¹

Bonded 4-layer composite utilizes bi-component, side-by-side technology: Custom-patterned protection is breathable, foldable and soft-on-paint; outdoor/indoor use.

- N. VBL1Z-19A412-A Noah® Style, For Expedition
- N. VBL1Z-19A412-B Noah® Style, For Expedition MAX

Fits Model Years 2018-2020

- N. VBL1Z-19A412-A Noah® Style, For Expedition
- VBL1Z-19A412-B Noah® Style, For Expedition MAX

Fits Model Years 2007-2017



+ New content added to this issue. | ¹Ford Licensed Accessory. | ²Vehicle application and restrictions apply. Additional components are required. See dealer for details. | ³Consult your Owner's Manual for specific weight ratings. | ⁴PEPS (Passive Entry/Passive Start) is the Push-Button Start System. | ⁵Distance may vary depending on vehicle location and environment. | ⁶Consult Owner's Manual for details on roof-rack load limits.



Splash Guards, Flat

The classic way to minimize road spray, helping to protect your paintwork from chips.
A. 7L1Z-16A550-A Black, Front or Rear, 2-Piece Set, With Ford Oval Logo
Fits Model Years 2007-2017

Splash Guards, Gatorback[®] by Truck Hardware[™]

A hardworking looker, each textured-and-ribbed flap boasts premium virgin rubber, a decorated 304 stainless steel plate, aluminum backing and pre-punched holes.
B. VJL1Z-16A550-B Front Pair, With Ford Oval Logo
C. VJL1Z-16A550-A Rear Pair, With Ford Oval Logo
Fits Model Years 2018-2020

Sportz[®] Tent by Napier¹

Wrap the easy-setup, 9' x 9' tent around the cargo area for direct vehicle access, or make it freestanding; has a shade awning, skylights, cyclone venting and no-see-um mesh windows.
D. VAT4Z-99000C38-A
Fits Model Years 2005-2020

RACKS AND CARRIERS

Roof Crossbars⁶

Attach these sturdy, weather-resistant bars along the rails to mount select carriers.
E. JL1Z-7855100-AB Black, 2-Piece Set
Fits Model Years 2018-2020
F. 7L1Z-7855100-AA Black, 2-Piece Set
Fits Model Years 2007-2017

RACKS by Yakima^{®1}

Bike Rack, Hitch-Mounted, Tilt 2-Bike by Yakima^{®1}

Utilizing side-to-side adjustability, load bikes with 20"-29" wheels and tires up to 4.8" wide in no time flat – for access to back of vehicle, tilt rack down; SKS (Same Key System) locking. *For 2" receiver.*
+ G. VKB3Z-7855100-M With Locks
Fits Model Years 2019-2020

Bike Rack, Hitch-Mounted, Tilt 4-Bike by Yakima^{®1}

ZipStrips[™] secure bikes, anti-sway cradle eliminates bike-to-bike contact, and control lever tilts rack down for vehicle access; tool-free installation, plus SKS (Same Key System) locking. *For 2" receiver.*
+ H. VKB3Z-7855100-P With Locks
Fits Model Years 2019-2020

Bike Rack, Hitch-Mounted, Swing 4-Bike by Yakima^{®1}

Secure bikes to fully padded arms with zero-hassle ZipStrips[™] – at a touch, swing the rack away for rear-of-vehicle access; tool-free installation, plus SKS (Same Key System) locking. *For 2" receiver.*
+ I. VKB3Z-7855100-L With Locks
Fits Model Years 2019-2020

Bike Rack, Hitch Swing Adapter by Yakima^{®1}

Seamlessly turn most hitch-mount racks that use a 2" receiver into a 90-degree swing-away version for ease of access to the back of the vehicle; SKS (Same Key System) locking. *For 2" receiver.*
+ J. KB3Z-7855100-N
Fits Model Years 2019-2020

Ski/Snowboard Rack, Hitch-Mounted by Yakima^{®1}

When it's time to hit the slopes, simply transform a hitch-mounted bike rack into a 6-ski or 4-snowboard rack; adjustable upper and lower arms, plus SKS (Same Key System) locking. *Requires 2- or 4-Bike Hitch-Mounted Rack by Yakima.[®]*
+ K. VKB3Z-7855100-R
Fits Model Years 2019-2020

Rack Extension, Hitch-Mounted by Yakima^{®1,6}

Expand carrying capabilities, reaching roof level with this strong powder-coated aluminum addition that's height- and tilt-adjustable; movable ballistic nylon soft pad, plus anchor straps. *For 2" receiver.*
+ L. VKB3Z-99286A40-A
Fits Model Years 2019-2020

CARRIERS by Yakima^{®1}

Bike Carrier, Roof-Mounted, Upright by Yakima^{®1,6}

Ensures zero contact with the bike frame, accommodating wheels from 20"- 29" and tires up to 3" wide; tool-free installation, plus SKS (Same Key System) locking. *Requires Ford Original Equipment Crossbars.*
+ M. VKB3Z-7855100-V With Locks
Fits Model Years 2019-2020

Canoe Carrier, Roof-Mounted by Yakima^{®1,6}

Equipped with over-molded rubber pads, securing straps and bow/stern tie-downs, here's how a canoe gets to water in sound style; tool-free installation. *Requires Ford Original Equipment Crossbars.*
+ N. VKB3Z-7855100-D
Fits Model Years 2019-2020

Cargo Basket, Roof-Mounted by Yakima^{®1,6}

Haul gear on high with any of these weather-resistant, heavy-duty steel baskets that come equipped with a custom wind fairing to help reduce drag and noise; tool-free installation. *Requires Ford Original Equipment Crossbars.*
+ O. VKB3Z-7855100-U Small, 58" x 23" x 6.5"
+ P. VKB3Z-7855100-T Medium With 2 Adjustable Accessory Bars, 44" x 40" x 7"
+ Q. VKB3Z-7855100-S Extra-Large With Stretch Net, 52" x 48" x 6.5"
Fits Model Years 2019-2020



⁺ New content added to this issue. | ¹Ford Licensed Accessory. | ²Vehicle application and restrictions apply. Additional components are required. See dealer for details. | ³Consult your Owner's Manual for specific weight ratings. | ⁴PEPS (Passive Entry/Passive Start) is the Push-Button Start System. | ⁵Distance may vary depending on vehicle location and environment. | ⁶Consult Owner's Manual for details on roof-rack load limits.



Cargo Basket Light Brackets, Roof-Mounted by Yakima®1,6
Capable of carrying off-road lights of virtually any size and shape, these heavy-duty powdered-steel brackets can be mounted to the front or rear of the medium and extra-large baskets.
Requires Roof-Mounted Cargo Basket by Yakima® *Off-road lights not included.*
+ A. VKB3Z-15266-A 2-Piece Set
Fits Model Years 2019-2020



Cargo Box, Roof-Mounted by Yakima®1,6
Sleek, aerodynamic design features dual-sided opening, a carbonite-textured lid with stiffeners, and SuperLatch™ security; tool-free installation, plus SKS (Same Key System) locking.
Requires Ford Original Equipment Crossbars.
+ B. VKB3Z-7855100-K 16 cu. ft. Capacity, 81" x 36" x 15"
Fits Model Years 2019-2020



Kayak Carrier, Roof-Mounted by Yakima®1,6
Featuring a handy cam lever and multiple settings, carry 1 kayak in J-cradle position or 2 kayaks in vertical, stacker position; tool-free installation, plus SKS (Same Key System) locking.
Requires Ford Original Equipment Crossbars.
+ C. VKB3Z-7855100-C
Fits Model Years 2019-2020



Paddleboard Carrier, Roof-Mounted by Yakima®1,6
Soft-padded mount holds 2 boards – up to 36" wide – easily loaded via built-in rollers; integrated strap stowage, tool-free installation, plus SKS (Same Key System) locking.
Requires Ford Original Equipment Crossbars.
+ E. VKB3Z-7855100-H With Locks
Fits Model Years 2019-2020



Ski/Snowboard Carrier, Roof-Mounted by Yakima®1,6
Holds up to 6 pairs of skis or 4 snowboards with the added benefit of a large button for easy opening with gloves on; tool-free installation, plus SKS (Same Key System) locking.
Requires Ford Original Equipment Crossbars.
+ F. VKB3Z-7855100-E
Fits Model Years 2019-2020

ADDITIONS by Yakima®1

Awning by Yakima®1
Window shade-style covering offers 42 sq. ft. of protection against sun and rain, and carry case uses only 6" of rack space; tool-free installation, plus SKS (Same Key System) locking.
Requires Ford Original Equipment Crossbars.
+ G. VKB3Z-99000C38-E With Locks
Fits Model Years 2019-2020

Lock Kit, SKS (Same Key System) by Yakima®1
These 4 cores enable locking of products with just a single key; includes 2 matching keys, and 1 “uncut” control key used only for the installation and removal of an unlocked SKS core.
+ H. VKB3Z-7821984-A 4-Piece Set
Fits Model Years 2019-2020

Tent, Rooftop, 2-Person by Yakima®1,6
Rugged 210D-nylon tent with mesh-panel windows and skylights, 2.5" wall-to-wall foam mattress, and weather-shedding rainfly; tool-free installation, plus SKS (Same Key System) locking.
+ I. VKB3Z-99000C38-C Green, 48" x 42" x 16.5"
Fits Model Years 2019-2020

Tent, Rooftop, Heavy-Duty, 2-Person by Yakima®1,6
All-season 600D-riptop-polyester tent with 3000mm waterproof coating, mesh-panel windows and skylights, mattress and rainfly; tool-free installation, plus SKS (Same Key System) locking.
+ J. VKB3Z-99000C38-D 48" x 42" x 16.5"
Fits Model Years 2019-2020

Tool Holder by Yakima®1
Perfectly fitting for a paddle, axe, shovel or other long item with a handle diameter of 1.18" to 1.96" and weighing up to 9 lbs.; attach to most racks, baskets and T-slot crossbars.
+ K. VKB3Z-99550B29-A 2-Piece Set
Fits Model Years 2019-2020



WHEN YOU'RE READY
TO PERSONALIZE:

Visit accessories.ford.com

—or—

See your Ford Dealer

+ New content added to this issue. | ¹Ford Licensed Accessory. | ²Vehicle application and restrictions apply. Additional components are required. See dealer for details. | ³Consult your Owner's Manual for specific weight ratings. | ⁴PEPS (Passive Entry/Passive Start) is the Push-Button Start System. | ⁵Distance may vary depending on vehicle location and environment. | ⁶Consult Owner's Manual for details on roof-rack load limits.



RACKS by THULE®¹

Bike Rack, Hitch-Mounted by THULE®¹

Unique arc design for ease of use; with anti-sway cages, secure-cushioning Hold Fast Cradles™ and a HitchSwitch™ that folds arms and tilts the rack for liftgate access. For 1¼" and 2" receivers.

- A. VGT4Z-7855100-A Carries 2 Bikes
- A. VGT4Z-7855100-B Carries 4 Bikes

Fits Model Years 2008-2020

Bike Rack, Hitch-Mounted, Classic by THULE®¹

Super-rugged platform rack with HitchSwitch™ tilting, frame-free clamping and side-to-side adjustment; fits bikes with wheels from 20"-29" and tires up to 5" wide (except 27.5" fat bike). For 2" receiver.

- + B. VKB3Z-7855100-Y Carries 2 Bikes

Fits Model Years 2006-2016, 2018-2020

Bike Rack, Hitch-Mounted, Lightweight by THULE®¹

Aluminum construction is about half the weight of steel; with integrated anti-sway, 7" spacing between bikes, built-in cable lock, and HitchSwitch™ for tilt/fold (without bikes). For 1¼" and 2" receivers.

- + C. VKB3Z-7855100-X Carries 2 Bikes

Fits Model Years 2006-2016, 2018-2020

Bike Frame Adapter by THULE®¹

Modifies women's, BMX and other non-standard bike frames for the hitch-mounted rack. Requires 2- or 4-Bike Hitch-Mounted Rack by THULE®

- D. VDT4Z-7855100-E

Fits Model Years 2008-2020

Ski/Snowboard Adapter by THULE®¹

Readily transform your hitch-mounted bike rack when it's time to hit the slopes; with locks. Requires 2- or 4-Bike Hitch-Mounted Rack by THULE®

- E. VDT4Z-7855100-F Carries 6 Pairs of Skis or 4 Snowboards on 2" Receiver; Carries 4 Pairs of Skis or 2 Snowboards on 1¼" Receiver

Fits Model Years 2008-2020

Rail Kit, Roof-Mounted by THULE®¹,²

High-strength AeroBlade™ load bars feature a textured WindDiffuser™, BoxBeam™ aluminum extrusion, SwingBlade™ end caps and a SmartSlide™ measurement system. Includes: Crossbars and mounting kit. For use with factory roof rails.

- + F. VDL2Z-7847016-A

Fits Model Years 2019-2020

- F. VDL2Z-7855100-A 60"

Fits Model Year 2018

- F. VDL2Z-7848016-A 47"

Fits Model Years 2008-2017

CARRIERS by THULE®¹

Bike Carrier, Roof-Mounted, Upright by THULE®¹,²

For loading and unloading, a convenient lever operates the self-adjusting clamps; lockable. Requires Ford Original Equipment Crossbars or Crossbars by THULE®. Crossbars can accommodate a second roof-mounted bike carrier.

- G. VAT4Z-7855100-K Carries 1 Bike

Fits Model Years 2008-2020

Canoe Carrier, Roof Mounted by THULE®¹,²

Cushioned gunwale brackets with ramped sides for loading ease; load straps have buckle bumpers, and QuickDraw™ rope ratchets have carabineer hooks to secure bow and stern. Requires Ford Original Equipment Crossbars or Crossbars by THULE®

- + H. VKB3Z-7855100-W

Fits Model Years 2006-2016, 2018-2020

Cargo Basket, Roof-Mounted by THULE®¹,²

Stylish aluminum design with 8 adjustable tie-down loops to help secure the load, plus a rubber-covered upper surface for long cargo; integrated T-tracks extend basket use. Requires Ford Original Equipment Crossbars or Crossbars by THULE®

- I. VJT4Z-7855100-A 50" x 41" x 6"

Fits Model Years 2010-2020

Cargo Box, Roof-Mounted by THULE®¹,²

Heavy-duty design helps keep out the elements; lockable passenger-side opening is handy. Requires Ford Original Equipment Crossbars or Crossbars by THULE®

- VAT4Z-7855100-F 55" x 26" x 12"

- VET4Z-7855100-B 65" x 35" x 16"

- J. VJT4Z-7855100-B 74" x 36" x 16.5" (shown)

- VET4Z-7855100-A 84" x 35" x 17"

Fits Model Years 2008-2020



WHEN YOU'RE READY
TO PERSONALIZE:

Visit accessories.ford.com

—or—

See your Ford Dealer

+ New content added to this issue. | ¹Ford Licensed Accessory. | ²Vehicle application and restrictions apply. Additional components are required. See dealer for details. | *Consult your Owner's Manual for specific weight ratings. | *PEPS (Passive Entry/Passive Start) is the Push-Button Start System. | *Distance may vary depending on vehicle location and environment. | *Consult Owner's Manual for details on roof-rack load limits.



Kayak Carrier, Roof-Mounted by THULE®1,6
Transport your kayak stably and securely, all with quick and easy loading and unloading.
Flat: Flexible cushioned pads conform to hull; with center load straps and end tie-downs.
Folding: Popular J-style steel cradles have adjustable padding; fold down when not in use.
Requires Ford Original Equipment Crossbars or Crossbars by THULE®
A. VAT4Z-7855100-G Flat
B. VAT4Z-7855100-H Folding
Fits Model Years 2008-2020



Paddleboard Carrier, Roof-Mounted by THULE®1,6
Telescoping design for a custom fit; locking cam and steel-reinforced webbing add security.
Requires Ford Original Equipment Crossbars or Crossbars by THULE®
C. VFT4Z-7855100-B Stand-up
Fits Model Years 2008-2020



Ski/Snowboard Carrier, Roof-Mounted, Flat Top by THULE®1,6
Locking carrier slides to side of vehicle for easy access; with SpeedLink mounting hardware.
Requires Ford Original Equipment Crossbars or Crossbars by THULE®
D VDT4Z-7855100-D Carries 6 Pairs of Skis or 4 Snowboards
Fits Model Years 2008-2020

TRAILER TOWING AND HITCHES



Trailer Brake Control³
While towing, here's help for smooth slowing: Manually adjust power going to the trailer's brakes.
E. JL3Z-19H332-AA
Fits Model Years 2018-2019



Trailer Hitch Ball Mounts³
Heavy-duty ball mount inserts right into the trailer hitch; hitch pin and clip holds it in place.
F. BL3Z-19A282-A 4" Drop / 2¼" Rise, For 2" Hitch Receiver
G. BL3Z-19A282-B 2" Drop / ¾" Rise, For 2" Hitch Receiver
Fits Model Years 2005-2020
Trailer Hitch Balls³
Forged, stainless steel one-piece construction provides maximum strength; corrosion-resistant.
H. BL3Z-19F503-A Stainless Steel, 2⁵/₁₆" Ball, 1" Shank
H. BL3Z-19F503-B Stainless Steel, 2" Ball, 1" Shank
H. BL3Z-19F503-C Stainless Steel, 1⁷/₈" Ball, 1" Shank
Fits Model Years 2003-2020

WHEN YOU'RE READY
TO PERSONALIZE:

Visit accessories.ford.com
—or—
See your Ford Dealer

INTERIOR

Ash Cup/Coin Holder
Keep ashes or change tidily in place; sized just right to slot into a center-console cupholder.
I. 5L8Z-7804810-AAA Without Lighter Element
Fits Model Years 2007-2009, 2018-2020
J. 5L8Z-7804810-BAA With Lighter Element
Fits Model Years 2008-2009, 2018-2020

Cargo Area Protector, For Expedition (Non MAX)
Preserve flooring with this grooved, raised-lip tray that's shaped to your vehicle's contours.
+ K. LL1Z-6111600-AA Black
Fits Model Years 2019-2020

K. 4L1Z-7811600-AAB Black
Fits Model Years 2009-2017

Cargo Area Protector, For Expedition (MAX)
Preserve flooring with this grooved, raised-lip tray that's shaped to your vehicle's contours.
+ L. LL1Z-6111600-BA Black
Fits Model Years 2019-2020

L. 7L1Z-6111600-BA Black
Fits Model Years 2008-2017

Cargo Organizer, Soft
These smart mix-and-match ways to contain groceries and personal belongings can minimize topples or preserve freshness; bag is collapsible, and both organizers store flat.
Cooler Bag: Insulated, lightweight carryall helps keep food and drink cool or warm; zippered.
Large Organizer: 4 mildew-resistant compartments and hookable straps; just over 3' long.
Standard Organizer: 3 mildew-resistant compartments and built-in handles; just over 2' long.
M. HE5Z-19H484-A Cooler Bag With Adjustable Carrying Strap
N. HE5Z-78115A00-A Large, Folding
O. HE5Z-78115A00-C Standard, Folding
Fits Model Years 2004-2020



+ New content added to this issue. | ¹Ford Licensed Accessory. | ²Vehicle application and restrictions apply. Additional components are required. See dealer for details. | ³Consult your Owner's Manual for specific weight ratings. | ⁴PEPS (Passive Entry/Passive Start) is the Push-Button Start System. | ⁵Distance may vary depending on vehicle location and environment. | ⁶Consult Owner's Manual for details on roof-rack load limits.



WHEN YOU'RE READY
TO PERSONALIZE:

Visit accessories.ford.com

—or—

See your Ford Dealer

Cargo Logic® System, For Expedition (Non MAX)

Liner provides a stain- and moisture-resistant barrier, and the L-shaped Cargo-Loks – with genuine VELCRO® brand fasteners – placed at corners of items help prevent any shifting.

- A. 7L1Z-7811600-AA Heathered Ebony
- A. 7L1Z-7811600-AB Heathered Medium Stone (color shown)
- A. 7L1Z-7811600-AC Heathered Medium Dark Pebble

Fits Model Years 2007-2017

Cargo Logic® System, For Expedition (MAX)

Liner provides a stain- and moisture-resistant barrier, and the L-shaped Cargo-Loks – with genuine VELCRO® brand fasteners – placed at corners of items help prevent any shifting.

- A. 7L1Z-7811600-BA Heathered Ebony
- A. 7L1Z-7811600-BB Heathered Medium Stone (color shown)
- A. 7L1Z-7811600-BC Heathered Medium Dark Pebble

Fits Model Years 2007-2017

Door Sill Plates

Simply open either front door to activate the LED glow on the associated plate.

- B. 8L1Z-78132A08-A Stainless Steel, Illuminated, 2-Piece Set, Front

Fits Model Years 2008-2017

Battery Jump Starter by NOCO®¹

Compact unit – with spark-proof connections and reverse-polarity protection – works in seconds, allows up to 20 starts on 1 charge (rated 1,000 charge cycles), and can hold power for a year; also has USB in/out ports and a 7-mode, dual-LED flashlight. Protective case sold separately.

- + C. VJL3Z-10A765-A GB-40, 1,000-Amp (7,000-Joule) Lithium Jump Starter
- + D. VJL3Z-10C744-A Case for GB-40

Fits Model Years 2018-2020

First Aid Kit by DC Safety™¹

Compact case houses emergency essentials – from bandages to sponges – for care on-the-go.

- E. VFL3Z-19F515-C

Fits Model Years 2010-2020

Roadside Assistance Kit by DC Safety™¹

From the reflective vest and bungee tie-down, to jumper cables and a multi-tool, be prepared.

- F. VFL3Z-19F515-A

Fits Model Years 2010-2020

Roadside Assistance Kit by DC Safety™¹ Commercial

Equips you with a fire extinguisher, FMVSS high-visibility warning triangles, flags, fuses and more.

- G. VJL3Z-19F515-B

Fits Model Years 2010-2020

Floor Liners

High-and-wide protection made to original Ford specs: Extra-tall walls and deep-set grooves contain what's tracked in or spilled within; firm-yet-flexible construction with nibbed backing. *Dual retention on driver-side liner.*

- H. JL1Z-7813300-CB Black, 4-Piece Set
- I. JL1Z-7813182-AA Black, For 3rd Row

Fits Model Years 2018-2020

Floor Mats, All-Weather

Deep grooves and a raised-surround edge help keep mud and slush contained; spray clean. *Dual retention on driver-side mat.*

- J. FL1Z-7813086-AA Black, 4-Piece Set

Fits Model Years 2015-2017

- K. DL1Z-7813300-BA Black, 4-Piece Set

Fits Model Years 2011-2014

Floor Mats, All-Weather

Deep grooves and a raised-surround edge help keep mud and slush contained; spray clean. *Single retention on driver-side mat.*

- L. 7L1Z-7813300-AF Black, 4-Piece Set

Fits Model Years 2003-2010

Floor Mats, Carpeted

Premium-grade carpeting complements the interior and protects flooring from wear and tear. *Dual retention on driver-side mat.*

- M. JL1Z-7813300-DA Ebony
- N. JL1Z-7813300-DB Espresso

Fits Model Years 2018-2020

- O. CL1Z-7813300-AH Ebony, 4-Piece Set

Fits Model Years 2015-2017

- O. CL1Z-7813300-AA Ebony, 4-Piece Set (color shown)
- O. CL1Z-7813300-AB Medium Camel, 4-Piece Set
- O. CL1Z-7813300-AC Graystone, 4-Piece Set

Fits Model Years 2012-2014



+ New content added to this issue. | ¹Ford Licensed Accessory. | ²Vehicle application and restrictions apply. Additional components are required. See dealer for details. | ³Consult your Owner's Manual for specific weight ratings. | ⁴PEPS (Passive Entry/Passive Start) is the Push-Button Start System. | ⁵Distance may vary depending on vehicle location and environment. | ⁶Consult Owner's Manual for details on roof-rack load limits.



In-Vehicle Safe by Console Vault®
Meeting high security needs, it's constructed from 12-gauge, cold-rolled plate steel, with a welded tab and notch seams; pry-resistant locking system with 4-digit combination lock.

A. VFL3Z-2806202-A
Fits Model Years 2018-2020

A. VDL1Z-9906202-A
Fits Model Years 2010-2017



Interior Light Kit
Change up your LED coloration for the center cupholder and front footwells; mix of 7 hues.

B. CL8Z-13E700-AA
Fits Model Years 2008-2019



Mini-Fridge, Portable by Indel B®¹
Cool travel companion: Use the 19-quart, LED-illuminated compartment as a fridge or freezer; with electronic thermostat, energy-smart compressor and low-voltage cutout, plus carrying strap.

+ C. VLL3Z-19J316-A 12V Refrigerator, 22" x 9.25" x 16.5," 18.5 lbs.
Fits Model Year 2020



Seat Covers, Protective For Pets by Covercraft®¹
Block everyday abuse from dirt, pets, kids and the sun: Heavy-duty, water-repellent, breathable polycotton has overlapped seams and is machine washable; slip on.

D. VJL1Z-7863812-A Taupe, 2nd Row (color shown)
D. VJL1Z-7863812-B Charcoal Black, 2nd Row

Fits Model Years 2018-2020



Seating, Leather-Trimmed by Katzkin®¹
A tailor-made, custom-fit interior will make every commute something special. For 1st-, 2nd- and 3rd-row seating where applicable. See dealer for additional details.

-ROW- Available in Standard or Tuscany Materials/Colors
Fits Model Years 2008-2020



Sunscreen, UVS100® Custom by Covercraft®¹
To help deflect damaging, heat-building UV rays, this sure-fit, accordion-fold screen has a reflective silver outer surface triple laminated over an insulating foam-core center; felt inner side.

E. VJL1Z-78519A02-A With Logo and Storage Bag
Fits Model Years 2018-2020

WHEELS

Wheel Lock Kit
Help prevent wheel/tire theft; 1 locking lug nut replaces 1 original lug nut on each wheel. Includes: 4 locking lugs and 1 key.

F. FL1Z-1A043-A Zinc-Plated For Hidden Lugs
G. EK4Z-1A043-A Chrome-Plated For Exposed Lugs

Fits Model Years 2015-2020

G. 6L3Z-1A043-AA Chrome-Plated For Exposed Lugs
Fits Model Years 2008-2014

F. 2L1Z-1A043-AA Zinc-Plated For Hidden Lugs
Fits Model Years 2003-2014



+ New content added to this issue. | ¹Ford Licensed Accessory. | ²Vehicle application and restrictions apply. Additional components are required. See dealer for details. | ³Consult your Owner's Manual for specific weight ratings. | ⁴PEPS (Passive Entry/Passive Start) is the Push-Button Start System. | ⁵Distance may vary depending on vehicle location and environment. | ⁶Consult Owner's Manual for details on roof-rack load limits.



FORD UTILITIES
EXPLORER

2020 Explorer Limited in Iconic Silver.*
Personalized with dash cam by Thinkware,®¹ hood deflector, side window deflectors by EGR,®¹ molded splash guards, roof crossbars, and roof-mounted kayak/paddleboard carrier by Yakima.®¹

^{*}Metallic.



A



B



C



D



E



F



G

ELECTRONICS

Backup Alarm by ECCO®¹

Self-adjusting, external-alert system measures ambient noise for suitable warning volume.

A. VAC3Z-14N137-A

Fits Model Years 2003-2015

Bullfrog® Hop by KICKER®¹

Take-anywhere speaker with signature bass (1.65" drivers, 1.4" x 2.8" subwoofers), 100' streaming, 360° soundfield, AUX jack and 12-hour battery; water-resistant/dust-tight IP67 rating.

B. VHL3Z-18808-A Portable Bluetooth® Speaker

Fits Model Years 2011-2020

Bullfrog® Jump by KICKER®¹

Take-anywhere speaker with signature bass (3" drivers, 3" x 4" subwoofers), 100' streaming, 360° soundfield, FM tuner, AUX jack and 20-hour battery; water-resistant/dust-tight IP66 rating.

C. VHL3Z-18808-B Portable Bluetooth® Speaker

Fits Model Years 2011-2020

Bumper-Mounted Warning Sensors by Rosen®¹

In Reverse, this system scans up to 7' behind your vehicle to help alert you to objects. (Driver-assist features are supplemental and do not replace the driver's attention, judgment, and need to control the vehicle.)

Requires installation Tool Kit VAS4Z-15A866-C.

D. VAS4Z-15A866-B Reverse Sensor

Fits Model Years 2006-2019

Dash Cam by Thinkware®¹

On the go and in parking surveillance mode, record action in Full HD (1080p) and Wide Dynamic Range (WDR) – coverage is complete with a 140-degree viewing angle and high-sensitivity performance in low-light and nighttime conditions; view footage on your computer. Dash Cam only: Discreet design with easy-to-use software for settings; embeds GPS data. Dash Cam with Rear Camera: Look both ways; camera records out the back window in 720p. Dash Cam with Infrared Camera: Look inside too; camera records interior events in 720p.

+ E. VHL3Z-19G490-C Dash Cam

+ F. VHL3Z-19G490-D Dash Cam and Rear-Facing Camera

+ G. VHL3Z-19G490-E Dash Cam and Infrared Camera

Fits Model Years 2019-2020

Hands-Free System by Mobile-Ease™

Control your smartphone with voice commands; utilizes a microphone and the audio system. (Don't drive while distracted. Use voice-operated systems when possible; don't use handheld devices while driving. Some features may be locked out while the vehicle is in gear. Not all features are compatible with all phones.)

H. 7L2Z-19G399-A Advanced

Fits Model Years 2007-2008

Hands-Free Liftgate Release Module

When you add a Ford Accessories trailer hitch, you must replace the original hands-free liftgate module with this specially calibrated version for continued ease of loading/unloading.

I. GB5Z-14B291-D

Fits Model Years 2016-2019

HitchScan™ Rear Park Assist Sensor and Hitch Step by Rosen®¹

System activates whenever you shift into Reverse, providing an audible alert and visual indication when it detects an object within the scanning area behind you; with support step. (Driver-assist features are supplemental and do not replace the driver's attention, judgment, and need to control the vehicle.)

Fits 1¼" and 2" hitch receivers.

J. VAG1Z-15K859-A Reverse Sensor

Fits Model Years 2006-2019

Keyless Entry Keypad

Programmable, backlit keypad unlocks or locks your vehicle; no wiring or drilling necessary.

+ K. KB3Z-14A626-A For Vehicles Without Factory Remote Start

+ K. KB3Z-14A626-B For Vehicles With Factory Remote Start

Fits Model Year 2020

L. ES7Z-14A626-A

Fits Model Years 2005-2019

Rear Seat Entertainment – Dual Headrest DVD by VOXXAutomotive™¹

A pair of independent widescreen monitors – that have the ability to show the same thing at once – with wireless FM modulation to your vehicle's audio; headrests are FactoryMatch.™ 7" LCD displays, integrated top-loading DVD players, infrared headphones, remote control, game/video ports (RCA), CD/MP3 playback. See dealer for additional details.

M. -10E947- Colors and Materials to Complement Vehicle Interiors

VAG1Z-19A164-B Remote Control

Fits Model Years 2011-2020

Rear Seat Entertainment – NextBase® Duo Cinema by VOXXAutomotive™¹

Two adjustable LED 10.1" screens – with a DVD player, plus HDMI and USB inputs, on the master unit – mount on 2-post headrests; you can show the same thing on both screens.

N. VGJ5Z-10E947-A Dual Portable DVD Players

Fits Model Years 2011-2020



H



I



J



K



L



M



N

WHEN YOU'RE READY
TO PERSONALIZE:

Visit accessories.ford.com

–or–

See your Ford Dealer

+ New content added to this issue. | ¹Ford Licensed Accessory. | ²Vehicle application and restrictions apply. Additional components are required. See dealer for details. | ³Consult your Owner's Manual for specific weight ratings. | ⁴PEPS (Passive Entry/Passive Start) is the Push-Button Start System. | ⁵Distance may vary depending on vehicle location and environment. | ⁶Consult Owner's Manual for details on roof-rack load limits.



Remote Start System

Warm or cool your vehicle interior from afar at the push of a button; range up to 1,000'.¹⁵
Series 100: Vehicle parking lights turn on to indicate engine is running.
Series 200: Vehicle parking lights turn on to indicate engine is running; also has Ford Perimeter Plus security, car find, panic, and 2 owner-programmable buttons on fob.
Bi-Directional: No need to see vehicle – fob flashes/beeps when engine starts; with car find.
A. 7L3Z-19G364-AA Series 200 With Remote Keyless Entry and Vehicle Security. Requires PATS Interface Kit 8L3Z-19G365-BA.
B. 9G1Z-19G364-A Bi-Directional. Includes PATS Interface Kit.

Fits Model Years 2007-2010

Remote Start System

Warm or cool your vehicle interior from afar at the push of a button; range up to 300'.¹⁵
Series 100: Vehicle parking lights turn on to indicate engine is running.
Does not include siren and shock sensor.
C. BB5Z-19G364-A Series 100, Plug 'n Play. 4-Button Key Fob, For Vehicles Without Power Liftgate, With Power Locks.
D. DA8Z-19G364-A Series 100, Plug 'n Play. 5-Button Key Fob, For Vehicles Without Push-Button Start, With Power Liftgate.

Fits Model Years 2011-2015

SYNC® Kit

Voice-activated phone, entertainment and some mobile apps. (Don't drive while distracted. Use voice-operated systems when possible; don't use handheld devices while driving. Some features may be locked out while the vehicle is in gear. Not all features are compatible with all phones.)
Includes: Jumper wire assembly, USB cable, SYNC® module, tie-downs and manual.
E. 9R3Z-14D212-A Not For Use With DVD- and/or Navigation System-Equipped Vehicles

Fits Model Year 2009

Vehicle Security System – Ford Perimeter Plus

Has components not available from the factory – if glass or a body panel is impacted, 2-stage shock sensor interprets severity. Alarm also sounds if hood/liftgate/doors forced open.
F. 7L3Z-19A361-AA For Vehicles Equipped With Factory Remote Keyless. Uses Factory Key Fob.

Fits Model Years 2007-2010

VEHICLE SECURITY SYSTEM – FORD PERIMETER PLUS AND REMOTE START SYSTEMS

Vehicle Security System – Ford Perimeter Plus

Has components not available from the factory – if glass or a body panel is impacted, 2-stage shock sensor interprets severity. Alarm also sounds if hood/liftgate/doors forced open.
Requires dealer installation. Basic remote start (up to 300'¹⁵ range) is available for factory fobs when activated by dealer. Vehicle must be equipped with factory power door locks.
+ G. KN1Z-19A361-A Plug 'n Play Module With Harness
Fits Model Years 2019-2020
G. JS7Z-19A361-A Plug 'n Play Module With Harness
Fits Model Year 2018

Remote Start System – Long-Range

From up to 1,000'¹⁵ away, heat up or cool down your vehicle with the 1-button remotes that come with this system; parking lights turn on to indicate the engine is running.
Requires dealer installation. (May require additional equipment.) Includes Ford Perimeter Plus Vehicle Security System. Security system functions and basic remote start (up to 300'¹⁵ range) are available for factory fobs when activated by dealer.
Requires:
+ G. KN1Z-19A361-A Plug 'n Play Module With Harness
H. JS7Z-15K601-C Long-Range Remote Start Kit, 2 Key Fobs Included in Kit
Fits Model Years 2019-2020

Requires:
G. JS7Z-19A361-A Plug 'n Play Module With Harness
H. JS7Z-15K601-C Long-Range Remote Start Kit, 2 Key Fobs Included in Kit
Fits Model Year 2018

Remote Start System – Long-Range With Confirmation

At up to 1,000'¹⁵ there's no need to see your vehicle to know it's heating up or cooling down: The system's 2-button remote flashes/beeps to indicate engine idling; with long-range car find.
Requires dealer installation. (May require additional equipment.) Includes Ford Perimeter Plus Vehicle Security System. Security system functions and basic remote start (up to 300'¹⁵ range) are available for factory fobs when activated by dealer.
Requires:
+ G. KN1Z-19A361-A Plug 'n Play Module With Harness
I. JS7Z-15K601-B Long-Range With Confirmation Remote Start Kit
Fits Model Years 2019-2020

Requires:
G. JS7Z-19A361-A Plug 'n Play Module With Harness
I. JS7Z-15K601-B Long-Range With Confirmation Remote Start Kit
Fits Model Year 2018

Remote Start System – Optional Ultra-Long-Range Extender

More than double your remote-start reach: Maximize it up to a full 2,500'.¹⁵
Requires dealer installation. For Long-Range Remote Start System and Long-Range Remote Start System With Confirmation.
J. JS7Z-15603-A Ultra-Long-Range Extender Antenna Kit
Fits Model Years 2018-2020

Vehicle Security System – Ford Perimeter Plus – Optional LED Kit

A handy visual cue and break-in deterrent; LED indicator turns on when security is active.
Requires Vehicle Security System – Ford Perimeter Plus Plug 'n Play Module DL3Z-19A361-A (2011-2015) or FT4Z-19A361-A (2016). (May Require Additional Equipment.)
K. DM5Z-19D596-A LED Kit
Fits Model Years 2011-2020



WHEN YOU'RE READY
TO PERSONALIZE:

Visit accessories.ford.com

—or—

See your Ford Dealer

+ New content added to this issue. | ¹Ford Licensed Accessory. | ²Vehicle application and restrictions apply. Additional components are required. See dealer for details. | ³Consult your Owner's Manual for specific weight ratings. | ⁴PEPS (Passive Entry/Passive Start) is the Push-Button Start System. | ⁵Distance may vary depending on vehicle location and environment. | ⁶Consult Owner's Manual for details on roof-rack load limits.



Vehicle Security System – Ford Perimeter Plus

Has components not available from the factory – if glass or a body panel is impacted, 2-stage shock sensor interprets severity. Alarm also sounds if hood/liftgate/doors forced open. Upgradeable to Remote Start Systems. Requires dealer installation. Wiring harness may vary according to application.

- A. FT4Z-19A361-A Plug 'n Play Module With Harness
- Fits Model Years 2016-2017

Remote Start System – One-Way, Long Range

Heat or cool your vehicle from up to 1,000'⁵; parking lights remain on when engine is running. Requires dealer installation and programming. (May require additional equipment.)

- Requires:
- A. FT4Z-19A361-A Vehicle Security System – Ford Perimeter Plus Module
 - B. DS7Z-15K601-F One-Way, Long Range Key Fob
 - C. DL3Z-15603-C Antenna Kit
- Fits Model Years 2016-2017

Remote Start System – Bi-Directional

No need to see your vehicle when warming it or chilling it from up to 1,000'⁵ because the fob flashes/beeps when engine starts; with long-range car find and a panic alarm. Requires dealer installation and programming. (May require additional equipment.)

- Requires:
- A. FT4Z-19A361-A Vehicle Security System – Ford Perimeter Plus Module
 - D. DL3Z-15K601-A Bi-Directional Key Fob
 - C. DL3Z-15603-C Antenna Kit
- Fits Model Years 2016-2017

Remote Start/Vehicle Security System – Hood Switch Kit

Makes remote start inoperable or triggers an alarm when your vehicle hood is ajar.

- E. BT4Z-19G366-A Only Required if Vehicle Is Not Already Equipped
 - F. GB5Z-14B504-A Wiring Harness
- Fits Model Years 2016-2019

Vehicle Security System – Ford Perimeter Plus

Has components not available from the factory – if glass or a body panel is impacted, 2-stage shock sensor interprets severity. Alarm also sounds if hood/liftgate/doors forced open. Upgradeable to Remote Start Systems. Requires dealer installation. Wiring harness may vary according to application.

- A. DL3Z-19A361-A Plug 'n Play Module With Harness
- Fits Model Years 2011-2015

Remote Start System – One-Way, Long Range

Heat or cool your vehicle from up to 1,000'⁵; parking lights remain on when engine is running. Requires dealer installation and programming. (May require additional equipment.)

- Requires:
- A. DL3Z-19A361-A Vehicle Security System – Ford Perimeter Plus Module
 - B. DS7Z-15K601-F One-Way, Long Range Key Fob
 - C. DL3Z-15603-C Antenna Kit
- Fits Model Years 2011-2015

Remote Start System – Bi-Directional

No need to see your vehicle when warming it or chilling it from up to 1,000'⁵ because the fob flashes/beeps when engine starts; with long-range car find and a panic alarm. Requires dealer installation and programming. (May require additional equipment.)

- Requires:
- A. DL3Z-19A361-A Vehicle Security System – Ford Perimeter Plus Module
 - D. DL3Z-15K601-A Bi-Directional Key Fob
 - C. DL3Z-15603-C Antenna Kit
- Fits Model Years 2011-2015

EXTERIOR

Badge, Hood

Easily add some élan to the front; letters are pre-spaced and pre-applied with automotive tape.

- + G. LB5Z-16606-A Sterling Gray, With EXPLORER Script
- Fits Model Year 2020
- H. DB5Z-16606-A Sterling Gray, With EXPLORER Script
- Fits Model Years 2013-2019

Bumper Protector, Rear

Scuff-resistant appliqué helps safeguard the paint when loading or unloading cargo.

- + I. LB5Z-17B807-A Black, With EXPLORER Script
- Fits Model Year 2020
- J. GB5Z-17B807-A Black, With EXPLORER Script
- Fits Model Years 2016-2017
- K. BB5Z-17B807-A Black, With EXPLORER Script
- Fits Model Years 2011-2015



WHEN YOU'RE READY
TO PERSONALIZE:

Visit accessories.ford.com

—or—

See your Ford Dealer

+ New content added to this issue. | *Ford Licensed Accessory. | ²Vehicle application and restrictions apply. Additional components are required. See dealer for details. | ³Consult your Owner's Manual for specific weight ratings. | ⁴PEPS (Passive Entry/Passive Start) is the Push-Button Start System. | ⁵Distance may vary depending on vehicle location and environment. | *Consult Owner's Manual for details on roof-rack load limits.



Deflector, Aeroskin® Hood Protector by Lund®¹

Sleek profile adds appeal and hugs the contours, shielding against bugs, stones and debris.

+ VLB5Z-16C900-B Smoke-Color

Fits Model Year 2020

A. VGB5Z-16C900-B Smoke-Color

Fits Model Years 2016-2019

A. VBB5Z-16C900-C Smoke-Color

Fits Model Years 2011-2015

Deflector, Hood

Distinctive look redirects airstream to help carry bugs, stones and debris up and over the roof.

+ B. LB5Z-16C900-A Smoke-Color

Fits Model Year 2020

C. GB5Z-16C900-A Smoke-Color

Fits Model Years 2016-2019

D. BB5Z-16C900-A Smoke-Color

Fits Model Years 2011-2015

E. 6L2Z-16C900-A Smoke-Color

Fits Model Years 2006-2010

Deflectors, Side Window by EGR®¹

On the go or when parked, let fresh air in and keep rain out; also helps keep sun out of eyes.

+ F. VLB3Z-18246-A Smoke-Color, Front and Rear, 4-Piece Set

Fits Model Year 2020

G. VGB5Z-18246-A Smoke-Color, Front and Rear, 4-Piece Set

Fits Model Years 2011-2019

Fuel Door, Aluminum

Authentic cap head screws impart snazzy style; forged aluminum with a bright satin finish.

H. 8L2Z-78405A26-B For Capless Fuel System

Fits Model Years 2006-2010

Fuel Plug, Locking

Help ward away tampering with this precision-fit plug; easy on/off at the twist of a key.

I. 8U5Z-9C268-B

Fits Model Years 2008-2018

Full Vehicle Cover by Covercraft®¹

Bonded 4-layer composite utilizes bi-component, side-by-side technology: Custom-patterned protection is breathable, foldable and soft-on-paint; outdoor/indoor use.

J. VBL2Z-19A412-A Noah® Style

Fits Model Years 2011-2019

Running Boards, Molded

Aero-appearance, extruded-aluminum boards with a non-slip, molded step pad; steel mounts.

K. HB5Z-16450-AB Carbon Black

Fits Model Years 2011-2019

L. 6L2Z-16450-AA Black

Fits Model Years 2006-2010

Splash Guards, Flat

The classic way to minimize road spray, helping to protect your paintwork from chips.

M. E6TZ-16A550-AA Black, Rear Only, 2-Piece Set, With Ford Oval Logo

Fits Model Years 2006-2019

Splash Guards, Molded

Uniquely contoured to stylishly reduce road spray, helping to protect your finish from chips.

+ N. LB5Z-16A550-AA Black, Front Only, 2-Piece Set, No Logo

+ O. LB5Z-16A550-BA Black, Rear Only, 2-Piece Set, With Ford Oval Logo

Fits Model Year 2020

P. JB5Z-16A550-BA Black, Rear Only, 2-Piece Set, With Ford Oval Logo

Fits Model Years 2018-2019

Q. BB5Z-16A550-AA Black, Front Only, 2-Piece Set, Without Logo

Fits Model Years 2011-2019

P. BB5Z-16A550-BB Black, Rear Only, 2-Piece Set, With Ford Oval Logo

Fits Model Years 2011-2017

R. 6L2Z-16A550-AA Black, Front and Rear, 4-Piece Set, With Vehicle Logo

Fits Model Years 2006-2010



+ New content added to this issue. | ¹Ford Licensed Accessory. | ²Vehicle application and restrictions apply. Additional components are required. See dealer for details. | ³Consult your Owner's Manual for specific weight ratings. | ⁴PEPS (Passive Entry/Passive Start) is the Push-Button Start System. | ⁵Distance may vary depending on vehicle location and environment. | ⁶Consult Owner's Manual for details on roof-rack load limits.



A



B



C



D



E



F



G



H



I

Sportz® Tent by Napier[†]

Wrap the easy-setup, 9' x 9' tent around the cargo area for direct vehicle access, or make it freestanding; has a shade awning, skylights, cyclone venting and no-see-um mesh windows.

A. VAT4Z-99000C38-A

Fits Model Years 2006-2020

Step Bars

Aiding entry and exit big time, the multi-grooved boards have ample width for sure footing.

B. 8L2Z-16450-AE Black

Fits Model Years 2006-2010

RACKS AND CARRIERS

Roof Crossbars⁶

Attach these sturdy, weather-resistant bars along the rails to mount select carriers.

For use with factory roof rails.

+ C. LB5Z-7855100-AB 2-Piece Set, Clamp-On Type

Fits Model Year 2020

D. GB5Z-7855100-AB 2-Piece Set

Fits Model Years 2016-2019

E. BB5Z-7855100-AA 2-Piece Set

Fits Model Years 2011-2015

F. AL2Z-7855100-AA 2-Piece Set

Fits Model Year 2010

RACKS by Yakima®[†]

Bike Rack, Hitch-Mounted, Tilt 2-Bike by Yakima®[†]

Utilizing side-to-side adjustability, load bikes with 20"-29" wheels and tires up to 4.8" wide in no time flat – for access to back of vehicle, tilt rack down; SKS (Same Key System) locking. *For 2" receiver.*

+ G. VKB3Z-7855100-M With Locks

Fits Model Years 2019-2020

Bike Rack, Hitch-Mounted, Tilt 4-Bike by Yakima®[†]

ZipStrips™ secure bikes, anti-sway cradle eliminates bike-to-bike contact, and control lever tilts rack down for vehicle access; tool-free installation, plus SKS (Same Key System) locking. *For 2" receiver.*

+ H. VKB3Z-7855100-P With Locks

Fits Model Years 2019-2020

Bike Rack, Hitch-Mounted, Swing 4-Bike by Yakima®[†]

Secure bikes to fully padded arms with zero-hassle ZipStrips™ – at a touch, swing the rack away for rear-of-vehicle access; tool-free installation, plus SKS (Same Key System) locking. *For 2" receiver.*

+ I. VKB3Z-7855100-L With Locks

Fits Model Years 2019-2020

Bike Rack, Hitch Swing Adapter by Yakima®[†]

Seamlessly turn most hitch-mount racks that use a 2" receiver into a 90-degree swing-away version for ease of access to the back of the vehicle; SKS (Same Key System) locking. *For 2" receiver.*

+ J. KB3Z-7855100-N

Fits Model Years 2019-2020

Ski/Snowboard Rack, Hitch-Mounted by Yakima®[†]

When it's time to hit the slopes, simply transform a hitch-mounted bike rack into a 6-ski or 4-snowboard rack; adjustable upper and lower arms, plus SKS (Same Key System) locking. *Requires 2- or 4-Bike Hitch-Mounted Rack by Yakima®.*

+ K. VKB3Z-7855100-R

Fits Model Years 2019-2020

Rack Extension, Hitch-Mounted by Yakima®^{†,6}

Expand carrying capabilities, reaching roof level with this strong powder-coated aluminum addition that's height- and tilt-adjustable; movable ballistic nylon soft pad, plus anchor straps. *For 2" receiver.*

+ L. VKB3Z-99286A40-A

Fits Model Years 2019-2020

CARRIERS by Yakima®[†]

Bike Carrier, Roof-Mounted, Upright by Yakima®^{†,6}

Ensures zero contact with the bike frame, accommodating wheels from 20"- 29" and tires up to 3" wide; tool-free installation, plus SKS (Same Key System) locking. *Requires Ford Original Equipment Crossbars. Not available on Explorer Base models.*

+ M. VKB3Z-7855100-V With Locks

Fits Model Years 2019-2020

Canoe Carrier, Roof-Mounted by Yakima®^{†,6}

Equipped with over-molded rubber pads, securing straps and bow/stern tie-downs, here's how a canoe gets to water in sound style; tool-free installation. *Requires Ford Original Equipment Crossbars. Not available on Explorer Base models.*

+ N. VKB3Z-7855100-D

Fits Model Years 2019-2020



J



K



L



M



N

WHEN YOU'RE READY
TO PERSONALIZE:

Visit accessories.ford.com

—or—

See your Ford Dealer

[†] New content added to this issue. | [†]Ford Licensed Accessory. | ²Vehicle application and restrictions apply. Additional components are required. See dealer for details. | ³Consult your Owner's Manual for specific weight ratings. | ⁴PEPS (Passive Entry/Passive Start) is the Push-Button Start System. | ⁵Distance may vary depending on vehicle location and environment. | ⁶Consult Owner's Manual for details on roof-rack load limits.



Cargo Basket, Roof-Mounted by Yakima®1,6
Haul gear on high with any of these weather-resistant, heavy-duty steel baskets that come equipped with a custom wind fairing to help reduce drag and noise; tool-free installation. *Requires Ford Original Equipment Crossbars. Not available on Explorer Base models.*
+ A. VKB3Z-7855100-U Small, 58" x 23" x 6.5"
+ B. VKB3Z-7855100-T Medium With 2 Adjustable Accessory Bars, 44" x 40" x 7"
+ C. VKB3Z-7855100-S Extra-Large With Stretch Net, 52" x 48" x 6.5"
Fits Model Years 2019-2020



Cargo Basket Light Brackets, Roof-Mounted by Yakima®1,6
Capable of carrying off-road lights of virtually any size and shape, these heavy-duty powdered-steel brackets can be mounted to the front or rear of the medium and extra-large baskets. *Requires Roof-Mounted Cargo Basket by Yakima®. Not available on Explorer Base models.*
+ D. VKB3Z-15266-A 2-Piece Set
Fits Model Years 2019-2020



Cargo Box, Roof-Mounted by Yakima®1,6
Sleek, aerodynamic design features dual-sided opening, a carbonite-textured lid with stiffeners, and SuperLatch™ security; tool-free installation, plus SKS (Same Key System) locking. *Requires Ford Original Equipment Crossbars. Not available on Explorer Base models.*
+ E. VKB3Z-7855100-K 16 cu. ft. Capacity, 81" x 36" x 15"
Fits Model Years 2019-2020



Kayak Carrier, Roof-Mounted by Yakima®1,6
Featuring a handy cam lever and multiple settings, carry 1 kayak in J-cradle position or 2 kayaks in vertical, stacker position; tool-free installation, plus SKS (Same Key System) locking. *Requires Ford Original Equipment Crossbars. Not available on Explorer Base models.*
+ F. VKB3Z-7855100-C
Fits Model Years 2019-2020



Kayak/Paddleboard Carrier, Roof-Mounted, Load-Assist by Yakima®1,6
Load/unload 1 kayak or 2 boards in a breeze: Slide-and-tilt mount operates at waist level, lowering over 2' and providing 30%–45% weight assistance; SKS (Same Key System) locking. *Requires Ford Original Equipment Crossbars. Not available on Explorer Base models.*
+ G. VKB3Z-7855100-B With Locks
Fits Model Year 2020



F

Paddleboard Carrier, Roof-Mounted by Yakima®1,6
Soft-padded mount holds 2 boards – up to 36" wide – easily loaded via built-in rollers; integrated strap stowage, tool-free installation, plus SKS (Same Key System) locking. *Requires Ford Original Equipment Crossbars. Not available on Explorer Base models.*
+ H. VKB3Z-7855100-H With Locks
Fits Model Years 2019-2020

Ski/Snowboard Carrier, Roof-Mounted by Yakima®1,6
Holds up to 6 pairs of skis or 4 snowboards with the added benefit of a large button for easy opening with gloves on; tool-free installation, plus SKS (Same Key System) locking. *Requires Ford Original Equipment Crossbars. Not available on Explorer Base models.*
+ I. VKB3Z-7855100-E
Fits Model Years 2019-2020

ADDITIONS by Yakima®1

Awning by Yakima®1
Window shade-style covering offers 42 sq. ft. of protection against sun and rain, and carry case uses only 6" of rack space; tool-free installation, plus SKS (Same Key System) locking. *Requires Ford Original Equipment Crossbars. Not available on Explorer Base models.*
+ J. VKB3Z-99000C38-E With Locks
Fits Model Years 2019-2020

Lock Kit, SKS (Same Key System) by Yakima®1
These 4 cores enable locking of products with just a single key; includes 2 matching keys, and 1 “uncut” control key used only for the installation and removal of an unlocked SKS core. *Not available on Explorer Base models.*
+ K. VKB3Z-7821984-A 4-Piece Set
Fits Model Years 2019-2020

Tool Holder by Yakima®1
Perfectly fitting for a paddle, axe, shovel or other long item with a handle diameter of 1.18" to 1.96" and weighing up to 9 lbs.; attach to most racks, baskets and T-slot crossbars. *Not available on Explorer Base models.*
+ L. VKB3Z-99550B29-A 2-Piece Set
Fits Model Years 2019-2020



G




H



I



J



K



L

+ New content added to this issue. | *Ford Licensed Accessory. | ²Vehicle application and restrictions apply. Additional components are required. See dealer for details. | ³Consult your Owner’s Manual for specific weight ratings. | ⁴PEPS (Passive Entry/Passive Start) is the Push-Button Start System. | ⁵Distance may vary depending on vehicle location and environment. | ⁶Consult Owner’s Manual for details on roof-rack load limits.



RACKS by THULE®¹

Bike Rack, Hitch-Mounted by THULE®¹

Unique arc design for ease of use; with anti-sway cages, secure-cushioning Hold Fast Cradles™ and a HitchSwitch™ that folds arms and tilts the rack for liftgate access.
For 1¼" and 2" receivers.

A. VGT4Z-7855100-A

Carries 2 Bikes

A. VGT4Z-7855100-B

Carries 4 Bikes

Fits Model Years 2008-2020

Bike Rack, Hitch-Mounted, Classic by THULE®¹

Super-rugged platform rack with HitchSwitch™ tilting, frame-free clamping and side-to-side adjustment; fits bikes with wheels from 20"-29" and tires up to 5" wide (except 27.5" fat bike).
For 2" receiver.

+ B. VKB3Z-7855100-Y

Carries 2 Bikes

Fits Model Years 2011-2020

Bike Rack, Hitch-Mounted, Lightweight by THULE®¹

Aluminum construction is about half the weight of steel; with integrated anti-sway, 7" spacing between bikes, built-in cable lock, and HitchSwitch™ for tilt/fold (without bikes).
For 1¼" and 2" receivers.

+ C. VKB3Z-7855100-X

Carries 2 Bikes

Fits Model Years 2011-2020

Bike Frame Adapter by THULE®¹

Modifies women's, BMX and other non-standard bike frames for the hitch-mounted rack.
Requires 2- or 4-Bike Hitch-Mounted Rack by THULE®

D. VDT4Z-7855100-E

Fits Model Years 2008-2020

Ski/Snowboard Adapter by THULE®¹

Readily transform your hitch-mounted bike rack when it's time to hit the slopes; with locks.
Requires 2- or 4-Bike Hitch-Mounted Rack by THULE®

E. VDT4Z-7855100-F

Carries 6 Pairs of Skis or 4 Snowboards on 2" Receiver;
Carries 4 Pairs of Skis or 2 Snowboards on 1¼" Receiver

Fits Model Years 2008-2020

Roof Rack Crossbar System by THULE®¹,²

High-strength AeroBlade™ load bars feature a textured WindDiffuser™, BoxBeam™ aluminum extrusion, SwingBlade™ end caps and a SmartSlide™ measurement system.
Includes: Crossbars and mounting kit. For use with factory roof rails.

F. VDL2Z-7855100-A

60"

Fits Model Years 2011-2015

G. VDL2Z-7848016-A

47"

Fits Model Years 2008-2010



CARRIERS by THULE®¹

Bike Carrier, Roof-Mounted, Upright by THULE®¹,²

For loading and unloading, a convenient lever operates the self-adjusting clamps; lockable.
Requires Ford Original Equipment Crossbars or Crossbars by THULE®. Crossbars can accommodate a second roof-mounted bike carrier.

H. VAT4Z-7855100-K

Carries 1 Bike

Fits Model Years 2008-2020

Canoe Carrier, Roof Mounted by THULE®¹,²

Cushioned gunwale brackets with ramped sides for loading ease; load straps have buckle bumpers, and QuickDraw™ rope ratchets have carabineer hooks to secure bow and stern.
Requires Ford Original Equipment Crossbars or Crossbars by THULE®

+ I. VKB3Z-7855100-W

Fits Model Years 2006-2020

Cargo Basket, Roof-Mounted by THULE®¹,²

Stylish aluminum design with 8 adjustable tie-down loops to help secure the load, plus a rubber-covered upper surface for long cargo; integrated T-tracks extend basket use.
Requires Ford Original Equipment Crossbars or Crossbars by THULE®

J. VJT4Z-7855100-A

50" x 41" x 6"

Fits Model Years 2011-2020

Cargo Box, Roof-Mounted by THULE®¹,²

Heavy-duty design helps keep out the elements; lockable passenger-side opening is handy.
Requires Ford Original Equipment Crossbars or Crossbars by THULE®

K. VJT4Z-7855100-B

74" x 36" x 16.5"

Fits Model Years 2011-2020

K. VAT4Z-7855100-F

55" x 26" x 12"

K. VET4Z-7855100-B

65" x 35" x 16" (shown)

Fits Model Years 2008-2020

K. VET4Z-7855100-A

84" x 35" x 17"

Fits Model Years 2008-2017

Kayak Carrier, Roof-Mounted by THULE®¹,²

Transport your kayak stably and securely, all with quick and easy loading and unloading.
Flat: Flexible cushioned pads conform to hull; with center load straps and end tie-downs.
Folding: Popular J-style steel cradles have adjustable padding; fold down when not in use.
Requires Ford Original Equipment Crossbars or Crossbars by THULE®

L. VAT4Z-7855100-G

Flat

M. VAT4Z-7855100-H

Folding

Fits Model Years 2008-2020

WHEN YOU'RE READY
TO PERSONALIZE:

Visit accessories.ford.com

—or—

See your Ford Dealer

+ New content added to this issue. | ¹Ford Licensed Accessory. | ²Vehicle application and restrictions apply. Additional components are required. See dealer for details. | ³Consult your Owner's Manual for specific weight ratings. | ⁴PEPS (Passive Entry/Passive Start) is the Push-Button Start System. | ⁵Distance may vary depending on vehicle location and environment. | ⁶Consult Owner's Manual for details on roof-rack load limits.



Kayak Carrier, Roof-Mounted, Tilt by THULE®1,6
Load and strap the kayak at waist level – dual extending arms with gas struts help lift and lower, handling up to 40 lbs. of boat weight; QuickDraw™ rope ratchets for bow and stern. *Requires Ford Original Equipment Crossbars or Crossbars by THULE®*
+ A. VKB3Z-7855100-Z Expandable For Hulls up to 36" Wide
Fits Model Year 2020



Ski/Snowboard Carrier, Roof-Mounted, Flat Top by THULE®1,6
Locking carrier slides to side of vehicle for easy access; with SpeedLink mounting hardware. *Requires Ford Original Equipment Crossbars or Crossbars by THULE®*
C. VDT4Z-7855100-D Carries 6 Pairs of Skis or 4 Snowboards
Fits Model Year 2020

TRAILER TOWING AND HITCHES



Neutral Tow Kit
Tow your SUV behind your motorhome; keep all 4 wheels on the ground for greater stability. *For vehicles with 4WD and automatic transmission. Not available for AWD vehicles.*
D. 6L2Z-7H332-A For 4.6L V8
Fits Model Years 2006-2010
D. 1L2Z-7H332-AB For 4.0L V6 (Also Fits 4.6L V8, 2001-2005 Only)
Fits Model Years 2001-2010



Recovery Hook
This rugged, twist-on tow hook can be utilized on the front or rear of your vehicle.
E. 6M2Z-17A954-A Front or Rear, 1-Piece
Fits Model Year 2017



Trailer Hitch³
Bolt original-equipment hitch into existing holes; powertrain could limit towing capacity.
F. BB5Z-19D520-AA 2" Receiver
Fits Model Years 2011-2015

Trailer Hitch Ball Mounts³
Heavy-duty ball mount inserts right into the trailer hitch; hitch pin and clip holds it in place.
G. BL3Z-19A282-A 4" Drop / 2 1/4" Rise, For 2" Hitch Receiver
G. BL3Z-19A282-B 2" Drop / 3/4" Rise, For 2" Hitch Receiver
Fits Model Years 2001-2020
G. BL8Z-19A282-A 3 1/4" Drop x 2 5/8" Rise, For 1 1/4" Hitch Receiver
Fits Model Years 2002-2010

Trailer Hitch Balls³
Forged, stainless steel one-piece construction provides maximum strength; corrosion-resistant.
H. BL3Z-19F503-B Stainless Steel, 2" Ball, 1" Shank
H. BL3Z-19F503-C Stainless Steel, 1 7/8" Ball, 1" Shank
Fits Model Years 2001-2020

Trailer Hitch Package³
The original-equipment hitch bolts on, the wiring harness links with the vehicle's electrical system for connection to trailer lights, and the bezel and cover make the appearance cleaner.
I. JB5Z-19D520-AA 2" Receiver, Bezel, and Cover.
Wiring Harness Available Separately.
Fits Model Years 2018-2020

I. GB5Z-19D520-C 2" Receiver, Bezel, and Cover
Fits Model Years 2016-2017

Trailer Hitch Wiring Harness
To easily connect trailer lights, add this assembly to your vehicle's factory electrical system.
+ J. FT1Z-15A416-A 4-Pin Connector
Fits Model Year 2020

J. BB5Z-15A416-A 4-Pin Connector
Fits Model Years 2011-2019

INTERIOR

Ash Cup/Coin Holder
Keep ashes or change tidily in place; sized just right to slot into a center-console cupholder.
K. 5L8Z-7804810-AAA Without Lighter Element
L. 5L8Z-7804810-BAA With Lighter Element
Fits Model Years 2006-2020

Cargo Area Protector
Preserve flooring with this grooved, raised-lip tray that's shaped to your vehicle's contours.
+ M. LB5Z-7811600-AB Covers Area Behind 3rd-Row Seat
+ N. LB5Z-7811600-BB Covers 3rd-Row Folded Seats
Fits Model Year 2020

O. BB5Z-6111600-AA Covers 3rd-Row Folded Seats
Fits Model Years 2011-2019

P. 7L2Z-6111600-AA 5-Passenger Vehicle
P. 7L2Z-6111600-BA 7-Passenger Vehicle
Fits Model Years 2006-2010

Cargo Net
Stretchable, soft braided cording helps keep assorted items in back secure and under control.
Q. JB5Z-78550A66-A Envelope Style
Fits Model Years 2011-2020
R. 6L2Z-78550A66-A Floor Mount
Fits Model Years 2006-2010



+ New content added to this issue. | ¹Ford Licensed Accessory. | ²Vehicle application and restrictions apply. Additional components are required. See dealer for details. | ³Consult your Owner's Manual for specific weight ratings. | ⁴PEPS (Passive Entry/Passive Start) is the Push-Button Start System. | ⁵Distance may vary depending on vehicle location and environment. | ⁶Consult Owner's Manual for details on roof-rack load limits.



Cargo Organizer, Soft

These smart mix-and-match ways to contain groceries and personal belongings can minimize topples or preserve freshness; bag is collapsible, and both organizers store flat. Cooler Bag: Insulated, lightweight carryall helps keep food and drink cool or warm; zippered. Large Organizer: 4 mildew-resistant compartments and hookable straps; just over 3' long. Standard Organizer: 3 mildew-resistant compartments and built-in handles; just over 2' long.

- A. HE5Z-19H484-A Cooler Bag With Adjustable Carrying Strap
- B. HE5Z-78115A00-AA Large, Folding
- C. HE5Z-78115A00-C Standard, Folding

Fits Model Years 2005-2020

Cargo Well Protector

This custom-fit, wear-resistant liner – with a textured finish and the Explorer logo – helps preserve factory carpet at the storage space at the back of the vehicle.

- D. BB5Z-6111600-BB Covers Well Under 3rd-Row Seat

Fits Model Years 2011-2019

Cargo Logic® System

Liner provides a stain- and moisture-resistant barrier, and the Lshaped Cargo-Loks – with genuine VELCRO® brand fasteners – placed at corners of items help prevent any shifting.

- E. 6L2Z-7811600-AB Heathered Flint

Fits Model Years 2006-2010

Console, Rear

Extra 2nd-row storage space includes a large bin and pockets under the lid; has dual cupholder. Fits between 2nd-row bucket seats.

- F. GB5Z-78045A36-AA Ebony/Black, For Explorer XLT/Limited
- GB5Z-78045A36-AB Ebony/Redline, For Explorer Sport

Fits Model Years 2016-2019

- DB5Z-78045A36-AA Charcoal/Pebble, For Explorer Sport
- DB5Z-78045A36-AB Sienna/Black, For Explorer Sport
- DB5Z-78045A36-AC Charcoal Black/Pecan, For Explorer Limited
- DB5Z-78045A36-AD Charcoal Black, For Explorer

Fits Model Years 2011-2015

Battery Jump Starter by NOCO®

Compact unit – with spark-proof connections and reverse-polarity protection – works in seconds, allows up to 20 starts on 1 charge (rated 1,000 charge cycles), and can hold power for a year; also has USB in/out ports and a 7-mode, dual-LED flashlight. Protective case sold separately.

- + G. VJL3Z-10A765-A GB-40, 1,000-Amp (7,000-Joule) Lithium Jump Starter
- + H. VJL3Z-10C744-A Case for GB-40

Fits Model Years 2018-2020

First Aid Kit by DC Safety™

Compact case houses emergency essentials – from bandages to sponges – for care on-the-go.

- I. VFL3Z-19F515-C

Fits Model Years 2010-2020

Roadside Assistance Kit by DC Safety™

From the reflective vest and bungee tie-down, to jumper cables and a multi-tool, be prepared.

- J. VFL3Z-19F515-A

Fits Model Years 2010-2020

Roadside Assistance Kit by DC Safety™ Commercial

Equips you with a fire extinguisher, FMVSS high-visibility warning triangles, flags, fuses and more.

- K. VJL3Z-19F515-B

Fits Model Years 2010-2020

Floor Liners

High-and-wide protection made to original Ford specs: Extra-tall walls and deep-set grooves contain what's tracked in or spilled within; firm-yet-flexible construction with nibbed backing. Dual retention on driver-side liner.

- + L. LB5Z-7813300-AA Black, 4-Piece Set
- + L. LB5Z-7813300-BA Black, 3rd Row, For Vehicles Without Console
- + L. LB5Z-7813300-CA Black, 3rd Row, For Vehicles With Console

Fits Model Year 2020

- M. HB5Z-7813300-CA Black, 4-Piece Set

Fits Model Years 2017-2019

Floor Mats, All-Weather

Deep grooves and a raised-surround edge help keep mud and slush contained; spray clean. Dual retention on driver-side mat.

- N. FB5Z-7813300-BA Black, 4-Piece Set

Fits Model Years 2015-2017

- O. DB5Z-7813086-BA Black, 4-Piece Set

Fits Model Years 2011-2014

Floor Mats, All-Weather

Deep grooves and a raised-surround edge help keep mud and slush contained; spray clean. Single retention on driver-side mat.

- P. 7L2Z-7813300-A Black, 4-Piece Set

Fits Model Years 2007-2010

Floor Mats, Carpeted

Premium-grade carpeting complements the interior and protects flooring from wear and tear. Dual retention on driver-side mat.

- + Q. LB5Z-7813300-BA Black, 4-Piece Set

Fits Model Year 2020

- R. HB5Z-7813300-AA Charcoal Black, 4-Piece Set

Fits Model Years 2017-2019

- R. GB5Z-7813300-AA Charcoal Black, 4-Piece Set

Fits Model Year 2016

- R. FB5Z-7813086-AB Charcoal Black, 4-Piece Set

Fits Model Year 2015

- R. CB5Z-7813300-AA Charcoal Black, 4-Piece Set

Fits Model Years 2012-2014



+ New content added to this issue. | *Ford Licensed Accessory. | *Vehicle application and restrictions apply. Additional components are required. See dealer for details. | *Consult your Owner's Manual for specific weight ratings. | *PEPS (Passive Entry/Passive Start) is the Push-Button Start System. | *Distance may vary depending on vehicle location and environment. | *Consult Owner's Manual for details on roof-rack load limits.



In-Vehicle Safe by Console Vault^{®1}
Meeting high security needs, it's constructed from 12-gauge, cold-rolled plate steel, with a welded tab and notch seams; pry-resistant locking system with 4-digit combination lock.

+ VLB5Z-9906202-A
Fits Model Year 2020

A. VGL2Z-9906202-A
Fits Model Years 2011-2019

Interior Cargo Cover
Conceal belongings behind the 2nd row; vinyl fold-up cover stores easily when not in use.

B. BB5Z-7845440-AA Black
Fits Model Years 2011-2019



Interior Light Kit
Change up your LED coloration for the center cupholder and front footwells; mix of 7 hues.

C. CL8Z-13E700-AA
Fits Model Years 2008-2019

Mini-Fridge, Portable by Indel B^{®1}
Cool travel companion: Use the 19-quart, LED-illuminated compartment as a fridge or freezer; with electronic thermostat, energy-smart compressor and low-voltage cutout, plus carrying strap.

+ D. VLL3Z-19J316-A 12V Refrigerator, 22" x 9.25" x 16.5," 18.5 lbs.
Fits Model Year 2020



Seat Covers, Carhartt[®] Protective by Covercraft^{®1}
Signature Carhartt canvas duck is a rugged blend of long-lasting toughness and all-day comfort: Breathable, heavy-gauge protection is water-repellent and UV-resistant; slip on.

- E. VGB5Z-78600D20-C** Gravel, Front Row
- F. VGB5Z-78600D20-D** Brown, Front Row
- VGB5Z-7863812-G** Gravel, Rear Row, Quad Power Folding
- VGB5Z-7863812-H** Brown, Rear Row, Quad Power Folding
- VGB5Z-7863812-J** Gravel, Rear Row, 60/40 Folding Without Armrest
- VGB5Z-7863812-K** Brown, Rear Row, 60/40 Folding Without Armrest
- VGB5Z-7863812-L** Gravel, Rear Row, 60/40 Folding With Armrest, 2nd Row
- VGB5Z-7863812-M** Brown, Rear Row, 60/40 Folding With Armrest, 2nd Row

Fits Model Years 2016-2019

- E. VBB5Z-15600D20-C** Gravel, Front Row
- F. VBB5Z-15600D20-D** Brown, Front Row
- VBB5Z-6163812-G** Gravel, Rear Row, Quad Power Folding
- VBB5Z-6163812-H** Brown, Rear Row, Quad Power Folding
- VBB5Z-6163812-J** Gravel, Rear Row, 60/40 Folding Without Armrest
- VBB5Z-6163812-K** Brown, Rear Row, 60/40 Folding Without Armrest
- VBB5Z-6163812-L** Gravel, Rear Row, 60/40 Folding With Armrest, 2nd Row
- VBB5Z-6163812-M** Brown, Rear Row, 60/40 Folding With Armrest, 2nd Row

Fits Model Years 2013-2015



Seat Covers, Protective by Covercraft^{®1}
Block everyday abuse from dirt, pets, kids and the sun: Heavy-duty, water-repellent, breathable polycotton has overlapped seams and is machine washable; slip on.

- G. VGB5Z-78600D20-B** Taupe, Front Row
- H. VGB5Z-78600D20-A** Charcoal, Front Row
- VGB5Z-7863812-A** Charcoal, Rear Row, Quad Power Folding
- VGB5Z-7863812-B** Taupe, Rear Row, Quad Power Folding
- VGB5Z-7863812-C** Charcoal, Rear Row, 60/40 Folding Without Armrest
- VGB5Z-7863812-D** Taupe, Rear Row, 60/40 Folding Without Armrest
- VGB5Z-7863812-E** Charcoal, Rear Row, Folding With Armrest, 2nd Row
- VGB5Z-7863812-F** Taupe, Rear Row, Folding With Armrest, 2nd Row

Fits Model Years 2016-2019

- G. VBB5Z-15600D20-B** Taupe, Front Row
- H. VBB5Z-15600D20-A** Charcoal, Front Row
- VBB5Z-6163812-A** Charcoal, Rear Row, Quad Power Folding
- VBB5Z-6163812-B** Taupe, Rear Row, Quad Power Folding
- VBB5Z-6163812-C** Charcoal, Rear Row, 60/40 Folding Without Armrest
- VBB5Z-6163812-D** Taupe, Rear Row, 60/40 Folding Without Armrest
- VBB5Z-6163812-E** Charcoal, Rear Row, Folding With Armrest, 2nd Row
- VBB5Z-6163812-F** Taupe, Rear Row, Folding With Armrest, 2nd Row

Fits Model Years 2013-2015

Seating, Leather-Trimmed by Katzkin^{®1}
A tailor-made, custom-fit interior will make every commute something special. *For 1st-, 2nd- and 3rd-row seating where applicable. See dealer for additional details.*

-ROW- Available in Standard or Tuscany Materials/Colors

Fits Model Years 2008-2010

Sunscreen, UVS100[®] Custom by Covercraft^{®1}
To help deflect damaging, heat-building UV rays, this sure-fit, accordion-fold screen has a reflective silver outer surface triple laminated over an insulating foam-core center; felt inner side.

+ I. VLB5Z-78519A02-A With Logo and Storage Bag
Fits Model Year 2020

I. VJB5Z-78519A02-A With Logo and Storage Bag
Fits Model Years 2016-2019

WHEELS

Wheel Lock Kit
Help prevent wheel/tire theft; 1 locking lug nut replaces 1 original lug nut on each wheel. *Includes: 4 locking lugs and 1 key.*

+ J. GR3Z-1A043-A Chrome-Plated For Exposed Lugs
Fits Model Year 2020

J. E9TZ-1A043-A Chrome-Plated For Exposed Lugs
Fits Model Years 2006-2019

K. F5TZ-1A043-A Zinc-Plated For Hidden Lugs
Fits Model Years 1995-2019



WHEN YOU'RE READY
TO PERSONALIZE:

Visit accessories.ford.com

—or—

See your Ford Dealer

⁺ New content added to this issue. | ¹Ford Licensed Accessory. | ²Vehicle application and restrictions apply. Additional components are required. See dealer for details. | ³Consult your Owner's Manual for specific weight ratings. | ⁴PEPS (Passive Entry/Passive Start) is the Push-Button Start System. | ⁵Distance may vary depending on vehicle location and environment. | ⁶Consult Owner's Manual for details on roof-rack load limits.

2019 Flex SEL in Ruby Red Metallic Tinted Clearcoat. Personalized with dash cam by Thinkware,¹ hood deflector, side window deflectors by EGR,² molded splash guards, roof side rails, and roof crossbars and roof-mounted cargo box by THULE.²

¹Ford Licensed Accessory.
²Consult Owner's Manual for details on roof-rack load limits.

ELECTRONICS

Bullfrog® Hop by KICKER[®]

Take-anywhere speaker with signature bass (1.65" drivers, 1.4" x 2.8" subwoofers), 100' streaming, 360° soundfield, AUX jack and 12-hour battery; water-resistant/dust-tight IP67 rating.

- A.** VHL3Z-18808-A Portable Bluetooth® Speaker

Fits Model Years 2011-2019

Bullfrog® Jump by KICKER[®]

Take-anywhere speaker with signature bass (3" drivers, 3" x 4" subwoofers), 100' streaming, 360° soundfield, FM tuner, AUX jack and 20-hour battery; water-resistant/dust-tight IP66 rating.

- B.** VHL3Z-18808-B Portable Bluetooth® Speaker

Fits Model Years 2011-2019

Bumper-Mounted Warning Sensors by Rosen[®]

In Reverse, this system scans up to 7' behind your vehicle to help alert you to objects. (Driver-assist features are supplemental and do not replace the driver's attention, judgment, and need to control the vehicle.)

Requires installation Tool Kit VAS4Z-15A866-C.

- C.** VAS4Z-15A866-B Reverse Sensor

Fits Model Years 2009-2013

Dash Cam by Thinkware[®]

On the go and in parking surveillance mode, record action in Full HD (1080p) and Wide Dynamic Range (WDR) – coverage is complete with a 140-degree viewing angle and high-sensitivity performance in low-light and nighttime conditions; view footage on your computer.

Dash Cam only: Discreet design with easy-to-use software for settings; embeds GPS data.

Dash Cam with Rear Camera: Look both ways; camera records out the back window in 720p.

Dash Cam with Infrared Camera: Look inside too; camera records interior events in 720p.

- + D.** VHL3Z-19G490-C Dash Cam
+ E. VHL3Z-19G490-D Dash Cam and Rear-Facing Camera
+ F. VHL3Z-19G490-E Dash Cam and Infrared Camera

Fits Model Year 2019

HitchScan™ Rear Park Assist Sensor and Hitch Step by Rosen[®]

System activates whenever you shift into Reverse, providing an audible alert and visual indication when it detects an object within the scanning area behind you; with support step. (Driver-assist features are supplemental and do not replace the driver's attention, judgment, and need to control the vehicle.)

Fits 1¼" and 2" hitch receivers.

- G.** VAG1Z-15K859-A Reverse Sensor

Fits Model Years 2009-2019

Rear Seat Entertainment – Dual Headrest DVD by VOXXAutomotive™¹

A pair of independent widescreen monitors – that have the ability to show the same thing at once – with wireless FM modulation to your vehicle's audio; headrests are FactoryMatch™ 7" LCD displays, integrated top-loading DVD players, infrared headphones, remote control, game/video ports (RCA), CD/MP3 playback. See dealer for additional details.

- H.** -10E947- Colors and Materials to Complement Vehicle Interiors
VAG1Z-19A164-B Remote Control

Fits Model Years 2010-2019




WHEN YOU'RE READY
TO PERSONALIZE:

Visit accessories.ford.com

–or–

See your Ford Dealer

+ New content added to this issue. | ¹Ford Licensed Accessory. | ²Vehicle application and restrictions apply. Additional components are required. See dealer for details. | ³Consult your Owner's Manual for specific weight ratings. | ⁴PEPS (Passive Entry/Passive Start) is the Push-Button Start System. | ⁵Distance may vary depending on vehicle location and environment. | ⁶Consult Owner's Manual for details on roof-rack load limits.



Rear Seat Entertainment – NextBase® Duo Cinema by VOXXAutomotive™¹

Two adjustable LED 10.1" screens – with a DVD player, plus HDMI and USB inputs, on the master unit – mount on 2-post headrests; you can show the same thing on both screens.

A. VGJ5Z-10E947-A Dual Portable DVD Players

Fits Model Years 2011-2019

Remote Start System

Warm or cool your vehicle interior from afar at the push of a button; range up to 1,000'.¹⁵

Series 100: Vehicle parking lights turn on to indicate engine is running.

Bi-Directional: No need to see vehicle – fob flashes/beeps when engine starts; with car find.

B. AL2Z-19G364-A Series 100, One-Button. For MyKey® Equipped Vehicles. Includes PATS Interface Kit.

C. AG1Z-19G364-A Bi-Directional. For MyKey® Equipped Vehicles. Includes PATS Interface Kit.

Fits Model Years 2010-2012

C. 9G1Z-19G364-A Bi-Directional. Includes PATS Interface Kit.

Fits Model Year 2009

SYNC® Kit

Voice-activated phone, entertainment and some mobile apps. (Don't drive while distracted. Use voice-operated systems when possible; don't use handheld devices while driving. Some features may be locked out while the vehicle is in gear. Not all features are compatible with all phones.)

Includes: Jumper wire assembly, USB cable, SYNC® module, tie-downs and manual.

D. 9R3Z-14D212-A Not For Use With DVD- and/or Navigation System-Equipped Vehicles

Fits Model Year 2009

Vehicle Security System – Ford Perimeter Plus

Has components not available from the factory – if glass or a body panel is impacted, 2-stage shock sensor interprets severity. Alarm also sounds if hood/liftgate/doors forced open.

E. 7L3Z-19A361-AA For Vehicles Equipped With Factory Remote Keyless. Uses Factory Key Fob.

Fits Model Years 2009-2012

VEHICLE SECURITY SYSTEM – FORD PERIMETER PLUS AND REMOTE START SYSTEMS

Vehicle Security System – Ford Perimeter Plus

Has components not available from the factory – if glass or a body panel is impacted, 2-stage shock sensor interprets severity. Alarm also sounds if hood/liftgate/doors forced open. *Requires dealer installation. Basic remote start (up to 300'¹⁵ range) is available for factory fobs when activated by dealer. Vehicle must be equipped with factory power door locks.*

F. JL1Z-19A361-A Plug 'n Play Module With Harness

Fits Model Years 2018-2019

Remote Start System – Long-Range

From up to 1,000'¹⁵ away, heat up or cool down your vehicle with the 1-button remotes that come with this system; parking lights turn on to indicate the engine is running. *Requires dealer installation. (May require additional equipment.) Includes Ford Perimeter Plus Vehicle Security System. Security system functions and basic remote start (up to 300'¹⁵ range) are available for factory fobs when activated by dealer.*

Requires:

F. JL1Z-19A361-A Plug 'n Play Module With Harness

G. JS7Z-15K601-C Long-Range Remote Start Kit, 2 Key Fobs Included in Kit

Fits Model Years 2018-2019

Remote Start System – Long-Range With Confirmation

At up to 1,000'¹⁵ there's no need to see your vehicle to know it's heating up or cooling down: The system's 2-button remote flashes/beeps to indicate engine idling; with long-range car find. *Requires dealer installation. (May require additional equipment.) Includes Ford Perimeter Plus Vehicle Security System. Security system functions and basic remote start (up to 300'¹⁵ range) are available for factory fobs when activated by dealer.*

Requires:

F. JL1Z-19A361-A Plug 'n Play Module With Harness

H. JS7Z-15K601-B Long-Range With Confirmation Remote Start Kit

Fits Model Years 2018-2019

Remote Start System – Optional Ultra-Long-Range Extender

More than double your remote-start reach: Maximize it up to a full 2,500'.¹⁵ *Requires dealer installation. For Long-Range Remote Start System and Long-Range Remote Start System With Confirmation.*

I. JS7Z-15603-A Ultra-Long-Range Extender Antenna Kit

Fits Model Years 2018-2019



WHEN YOU'RE READY
TO PERSONALIZE:

Visit accessories.ford.com

–or–

See your Ford Dealer

⁺ New content added to this issue. | ¹Ford Licensed Accessory. | ²Vehicle application and restrictions apply. Additional components are required. See dealer for details. | ³Consult your Owner's Manual for specific weight ratings. | ⁴PEPS (Passive Entry/Passive Start) is the Push-Button Start System. | ⁵Distance may vary depending on vehicle location and environment. | ⁶Consult Owner's Manual for details on roof-rack load limits.



Vehicle Security System – Ford Perimeter Plus
Has components not available from the factory – if glass or a body panel is impacted, 2-stage shock sensor interprets severity. Alarm also sounds if hood/liftgate/doors forced open. Upgradeable to Remote Start Systems. Requires dealer installation. Wiring harness may vary according to application.

A.	HG1Z-19A361-A	Vehicle Security System – Ford Perimeter Plus Module
-----------	---------------	--

Fits Model Year 2017



Remote Start System – One-Way, Long Range
Heat or cool your vehicle from up to 1,000'⁵; parking lights remain on when engine is running. Requires dealer installation and programming. (May require additional equipment.)

Requires:

A.	HG1Z-19A361-A	Vehicle Security System – Ford Perimeter Plus Module
B.	DS7Z-15K601-F	One-Way, Long Range Key Fob
C.	DL3Z-15603-C	Antenna Kit

Fits Model Year 2017



Remote Start System – Bi-Directional
No need to see your vehicle when warming it or chilling it from up to 1,000'⁵ because the fob flashes/beeps when engine starts; with long-range car find and a panic alarm. Requires dealer installation and programming. (May require additional equipment.)

Requires:

A.	HG1Z-19A361-A	Vehicle Security System – Ford Perimeter Plus Module
D.	DL3Z-15K601-A	Bi-Directional Key Fob
C.	DL3Z-15603-C	Antenna Kit

Fits Model Year 2017

Vehicle Security System – Ford Perimeter Plus – Optional LED Kit
A handy visual cue and break-in deterrent; LED indicator turns on when security is active. Requires Vehicle Security System – Ford Perimeter Plus Module.

E.	DM5Z-19D596-A	LED Kit
-----------	---------------	---------

Fits Model Years 2013-2019



Vehicle Security System – Ford Perimeter Plus
Has components not available from the factory – if glass or a body panel is impacted, 2-stage shock sensor interprets severity. Alarm also sounds if hood/liftgate/doors forced open. Upgradeable to Remote Start Systems. Requires dealer installation. Wiring harness may vary according to application.

A.	DL3Z-19A361-A	Plug 'n Play Module With Harness
-----------	---------------	----------------------------------

Fits Model Years 2013-2016

Remote Start System – One-Way, Long Range
Heat or cool your vehicle from up to 1,000'⁵; parking lights remain on when engine is running. Requires dealer installation and programming. (May require additional equipment.)

Requires:

A.	DL3Z-19A361-A	Vehicle Security System – Ford Perimeter Plus Module
B.	DS7Z-15K601-F	One-Way, Long Range Key Fob
C.	DL3Z-15603-C	Antenna Kit

Fits Model Years 2013-2016

Remote Start System – Bi-Directional
No need to see your vehicle when warming it or chilling it from up to 1,000'⁵ because the fob flashes/beeps when engine starts; with long-range car find and a panic alarm. Requires dealer installation and programming. (May require additional equipment.)

Requires:

A.	DL3Z-19A361-A	Vehicle Security System – Ford Perimeter Plus Module
D.	DL3Z-15K601-A	Bi-Directional Key Fob
C.	DL3Z-15603-C	Antenna Kit

Fits Model Years 2013-2016

Remote Start System – RFR Antenna and Harness Kit
A necessary piece for the Remote Start System to function; kit added when appropriate.

F.	DA8Z-15603-A	For Vehicles Without Push-Button Start. Only Required if Vehicle Is Not Already Equipped.
-----------	--------------	---

Fits Model Years 2013-2017

EXTERIOR

Badge, Hood
Easily add some élan to the front; letters are pre-spaced and pre-applied with automotive tape.

G.	DA8Z-16606-C	Shadow Black, With FLEX Script
-----------	--------------	--------------------------------

Fits Model Years 2016-2019

Deflector, Hood
Distinctive look redirects airstream to help carry bugs, stones and debris up and over the roof.

H.	9A8Z-16C900-A	Smoke-Color
-----------	---------------	-------------

Fits Model Years 2009-2019

Deflectors, Side Window by EGR[®]
On the go or when parked, let fresh air in and keep rain out; also helps keep sun out of eyes.

I.	VGA8Z-18246-A	Smoke-Color, Front and Rear, 4-Piece Set
-----------	---------------	--

Fits Model Years 2009-2019



WHEN YOU'RE READY
TO PERSONALIZE:

Visit accessories.ford.com

—or—

See your Ford Dealer

+ New content added to this issue. | *Ford Licensed Accessory. | ²Vehicle application and restrictions apply. Additional components are required. See dealer for details. | ³Consult your Owner's Manual for specific weight ratings. | ⁴PEPS (Passive Entry/Passive Start) is the Push-Button Start System. | ⁵Distance may vary depending on vehicle location and environment. | ⁶Consult Owner's Manual for details on roof-rack load limits.



Fuel Plug, Locking

Help ward away tampering with this precision-fit plug; easy on/off at the twist of a key.

A. 8U5Z-9C268-B

Fits Model Years 2009-2019

Full Vehicle Cover

Bonded 4-layer composite utilizes bi-component, side-by-side technology: Custom-patterned protection is breathable, foldable and soft-on-paint; outdoor/indoor use.

B. VAA8Z-19A412-A Noah® Style

Fits Model Years 2009-2019

Graphics Kit

Enhance the allure of your Flex with this delightful ornamentation; precision-fit.

C. 9A8Z-7420000-AA Purple, With Gray Background
9A8Z-7420000-AB Silver, With Gray Background

Fits Model Years 2009-2012

Splash Guards, Flat

The classic way to minimize road spray, helping to protect your paintwork from chips.

D. XF2Z-16A550-AC Black, Front or Rear, 2-Piece Set, With Ford Oval Logo

Fits Model Years 2009-2019

Splash Guards, Molded

Uniquely contoured to stylishly reduce road spray, helping to protect your finish from chips.

E. 9A8Z-16A550-AA Black, Front Only, Without Logo

Fits Model Years 2009-2019

Splash Guards, Molded

Uniquely contoured to stylishly reduce road spray, helping to protect your finish from chips. *Not for use with Sport or EcoBoost.®*

E. 9A8Z-16A550-BB Black, Rear Only, Without Logo

Fits Model Years 2010-2012

Sportz® Tent

Wrap the easy-setup, 9' x 9' tent around the cargo area for direct vehicle access, or make it freestanding; has a shade awning, skylights, cyclone venting and no-see-um mesh windows.

F. VAT4Z-99000C38-A

Fits Model Years 2009-2019



RACKS AND CARRIERS

Roof Rails⁶

Stainless steel side rails accommodate crossbars; choice of bright or dark finish.

G. DA8Z-7455100-AA Black Side Rails, With Black Ditch Molding
H. DA8Z-7455100-BA Silver Side Rails, With Black Ditch Molding

Fits Model Years 2013-2019



RACKS

Bike Rack, Hitch-Mounted

Unique arc design for ease of use; with anti-sway cages, secure-cushioning Hold Fast Cradles™ and a HitchSwitch™ that folds arms and tilts the rack for liftgate access. *For 1¼" and 2" receivers.*

I. VGT4Z-7855100-A Carries 2 Bikes
I. VGT4Z-7855100-B Carries 4 Bikes

Fits Model Years 2009-2019

Bike Rack, Hitch-Mounted, Classic

Super-rugged platform rack with HitchSwitch™ tilting, frame-free clamping and side-to-side adjustment; fits bikes with wheels from 20"-29" and tires up to 5" wide (except 27.5" fat bike). *For 2" receiver.*

+ J. VKB3Z-7855100-Y Carries 2 Bikes

Fits Model Years 2009-2019

Bike Rack, Hitch-Mounted, Lightweight

Aluminum construction is about half the weight of steel; with integrated anti-sway, 7" spacing between bikes, built-in cable lock, and HitchSwitch™ for tilt/fold (without bikes). *For 1¼" and 2" receivers.*

+ K. VKB3Z-7855100-X Carries 2 Bikes

Fits Model Years 2009-2019

Bike Frame Adapter

Modifies women's, BMX and other non-standard bike frames for the hitch-mounted rack.

Requires 2- or 4-Bike Hitch-Mounted Rack by THULE.®

L. VDT4Z-7855100-E

Fits Model Years 2009-2019

Ski/Snowboard Adapter

Readily transform your hitch-mounted bike rack when it's time to hit the slopes; with locks.

Requires 2- or 4-Bike Hitch-Mounted Rack by THULE.®

M. VDT4Z-7855100-F Carries 6 Pairs of Skis or 4 Snowboards on 2" Receiver;
Carries 4 Pairs of Skis or 2 Snowboards on 1¼" Receiver

Fits Model Years 2009-2019

Removable Roof Rack and Crossbar System

Versatile system transports cargo conveniently on top; with bars, feet, fit kit and locks.

Not for use with factory-installed roof rails. Not compatible with Vista Roof.®

N. VDA8Z-7855100-A

Fits Model Years 2009-2019



+ New content added to this issue. | ¹Ford Licensed Accessory. | ²Vehicle application and restrictions apply. Additional components are required. See dealer for details. | ³Consult your Owner's Manual for specific weight ratings. | ⁴PEPS (Passive Entry/Passive Start) is the Push-Button Start System. | ⁵Distance may vary depending on vehicle location and environment. | ⁶Consult Owner's Manual for details on roof-rack load limits.



Roof Rack Crossbar System by THULE®1,6
High-strength AeroBlade™ load bars feature a textured WindDiffuser™, BoxBeam™ aluminum extrusion, SwingBlade™ end caps and a SmartSlide™ measurement system.
***Includes:** Crossbars and mounting kit. For use with factory roof rails. Not compatible with Vista Roof.®*

A. VDT4Z-7848016-A 53"
Fits Model Years 2009-2019

CARRIERS by THULE®1

Bike Carrier, Roof-Mounted, Upright by THULE®1,6
For loading and unloading, a convenient lever operates the self-adjusting clamps; lockable. *Requires Crossbars by THULE.® Crossbars can accommodate a second roof-mounted bike carrier. Not compatible with Vista Roof.®*

B. VAT4Z-7855100-K Carries 1 Bike
Fits Model Years 2009-2019

Canoe Carrier, Roof Mounted by THULE®1,6
Cushioned gunwale brackets with ramped sides for loading ease; load straps have buckle bumpers, and QuickDraw™ rope ratchets have carabineer hooks to secure bow and stern. *Requires Crossbars by THULE.® Not compatible with Vista Roof.®*

+ C. VKB3Z-7855100-W
Fits Model Years 2009-2019

Cargo Basket, Roof-Mounted by THULE®1,6
Stylish aluminum design with 8 adjustable tie-down loops to help secure the load, plus a rubber-covered upper surface for long cargo; integrated T-tracks extend basket use. *Requires Crossbars by THULE.® Not compatible with Vista Roof.®*

D. VJT4Z-7855100-A 50" x 41" x 6"
Fits Model Years 2009-2019

Cargo Box, Roof-Mounted by THULE®1,6
Heavy-duty design helps keep out the elements; lockable passenger-side opening is handy. *Requires Crossbars by THULE.® Not compatible with Vista Roof.®*

E. VAT4Z-7855100-F 55" x 26" x 12"
E. VET4Z-7855100-B 65" x 35" x 16" (shown)
E. VJT4Z-7855100-B 74" x 36" x 16.5"
E. VET4Z-7855100-A 84" x 35" x 17"

Fits Model Years 2009-2019



Kayak Carrier, Roof-Mounted⁶
Transport your kayak stably and securely, all with quick and easy loading and unloading.
Flat: Flexible cushioned pads conform to hull; with center load straps and end tie-downs.
Folding: Popular J-style steel cradles have adjustable padding; fold down when not in use. *Requires Crossbars by THULE.® Not compatible with Vista Roof.®*

F. VAT4Z-7855100-G Flat
G. VAT4Z-7855100-H Folding

Fits Model Years 2009-2019

Paddleboard Carrier, Roof-Mounted by THULE®1,6
Telescoping design for a custom fit; locking cam and steel-reinforced webbing add security. *Requires Crossbars by THULE.® Not compatible with Vista Roof.®*

H. VFT4Z-7855100-B Stand-up
Fits Model Years 2009-2019

Ski/Snowboard Carrier, Roof-Mounted, Flat Top by THULE®1,6
Locking carrier slides to side of vehicle for easy access; with SpeedLink mounting hardware. *Requires Crossbars by THULE.® Not compatible with Vista Roof.®*

I. VDT4Z-7855100-D Carries 6 Pairs of Skis or 4 Snowboards
Fits Model Years 2009-2019

TRAILER TOWING AND HITCHES

Trailer Hitch³
Bolt original-equipment hitch into existing holes; powertrain could limit towing capacity.

J. 9A8Z-19D520-D 2" Receiver
Fits Model Years 2009-2019

Trailer Hitch Ball Mounts³
Heavy-duty ball mount inserts right into the trailer hitch; hitch pin and clip holds it in place.

K. BL3Z-19A282-A 4" Drop / 2¼" Rise, For 2" Hitch Receiver
L. BL3Z-19A282-B 2" Drop / ¾" Rise, For 2" Hitch Receiver

Fits Model Years 2009-2019



⁺ New content added to this issue. | ¹Ford Licensed Accessory. | ²Vehicle application and restrictions apply. Additional components are required. See dealer for details. | ³Consult your Owner's Manual for specific weight ratings. | ⁴PEPS (Passive Entry/Passive Start) is the Push-Button Start System. | ⁵Distance may vary depending on vehicle location and environment. | ⁶Consult Owner's Manual for details on roof-rack load limits.



Trailer Hitch Balls³

Forged, stainless steel one-piece construction provides maximum strength; corrosion-resistant.

- A. BL3Z-19F503-A Stainless Steel, 2⁵/₁₆" Ball, 1" Shank
- A. BL3Z-19F503-B Stainless Steel, 2" Ball, 1" Shank
- A. BL3Z-19F503-C Stainless Steel, 1⁷/₈" Ball, 1" Shank

Fits Model Years 2009-2019

Trailer Hitch Wiring Harness

To easily connect trailer lights, add this assembly to your vehicle's factory electrical system.

- B. FT1Z-15A416-A 4-Pin

Fits Model Years 2009-2019

INTERIOR

Appliqué Trim Kit^{by Sherwood¹}

Customize your interior in truly striking, factory-fit fashion; choice of 6 finishes – self-adhesive. 10- and 18-piece interior dash appliqué kits. See dealer for additional details.

- 20000- & -20002- 6 Finishes Available. For Vehicles Equipped With or Without Navigation System

Fits Model Years 2009-2012

Ash Cup/Coin Holder

Keep ashes or change tidily in place; sized just right to slot into a center-console cupholder.

- C. AL3Z-7804788-AA Without Lighter Element

Fits Model Years 2011-2019

- C. 5L8Z-7804810-AAA Without Lighter Element
- D. 5L8Z-7804810-BAA With Lighter Element

Fits Model Years 2009-2010

Cargo Area Protector

Preserve flooring with this grooved, raised-lip tray that's shaped to your vehicle's contours.

- E. 9A8Z-7411600-AA Black

Fits Model Years 2009-2019

Cargo Net

Stretchable, soft braided cording helps keep assorted items in back secure and under control.

- F. 8A8Z-7455066-AA Envelope Style

Fits Model Years 2009-2019

Cargo Organizer, Soft

These smart mix-and-match ways to contain groceries and personal belongings can minimize topples or preserve freshness; bag is collapsible, and both organizers store flat.

Cooler Bag: Insulated, lightweight carryall helps keep food and drink cool or warm; zippered. Large Organizer: 4 mildew-resistant compartments and hookable straps; just over 3' long. Standard Organizer: 3 mildew-resistant compartments and built-in handles; just over 2' long.

- G. HE5Z-19H484-A Cooler Bag With Adjustable Carrying Strap
- H. HE5Z-78115A00-A Large, Folding
- I. HE5Z-78115A00-C Standard, Folding

Fits Model Years 2009-2019

Door Sill Plates

Non-Illuminated: Handsome front plates add more dynamism whenever getting in and out.

Illuminated: Simply open either front door to activate the LED glow on the associated plate.

- J. 8A8Z-7413209-BA Stainless Steel, Non-Illuminated, Charcoal Black, Driver Side, Front
- J. 8A8Z-7413208-BA Stainless Steel, Non-Illuminated, Charcoal Black, Passenger Side, Front
- K. 9A8Z-74132A08-AA Stainless Steel, Illuminated, Charcoal Black, 2-Piece Set, Front

Fits Model Years 2009-2019

- J. 8A8Z-7413209-BC Stainless Steel, Non-Illuminated, Agate, Driver Side, Front
- J. 8A8Z-7413208-BC Stainless Steel, Non-Illuminated, Agate, Passenger Side, Front

Fits Model Years 2010-2012

- K. 9A8Z-74132A08-AB Stainless Steel, Illuminated, Sterling Gray, 2-Piece Set, Front

Fits Model Year 2009

Battery Jump Starter^{by NOCO^{®1}}

Compact unit – with spark-proof connections and reverse-polarity protection – works in seconds, allows up to 20 starts on 1 charge (rated 1,000 charge cycles), and can hold power for a year; also has USB in/out ports and a 7-mode, dual-LED flashlight. Protective case sold separately.

- + L. VJL3Z-10A765-A GB-40, 1,000-Amp (7,000-Joule) Lithium Jump Starter
- + M. VJL3Z-10C744-A Case for GB-40

Fits Model Years 2018-2019

First Aid Kit^{by DC Safety^{™1}}

Compact case houses emergency essentials – from bandages to sponges – for care on-the-go.

- N. VFL3Z-19F515-C

Fits Model Years 2010-2019

Roadside Assistance Kit^{by DC Safety^{™1}}

From the reflective vest and bungee tie-down, to jumper cables and a multi-tool, be prepared.

- O. VFL3Z-19F515-A

Fits Model Years 2010-2019



WHEN YOU'RE READY
TO PERSONALIZE:

Visit accessories.ford.com

—or—

See your Ford Dealer

+ New content added to this issue. | ¹Ford Licensed Accessory. | ²Vehicle application and restrictions apply. Additional components are required. See dealer for details. | ³Consult your Owner's Manual for specific weight ratings. | ⁴PEPS (Passive Entry/Passive Start) is the Push-Button Start System. | ⁵Distance may vary depending on vehicle location and environment. | ⁶Consult Owner's Manual for details on roof-rack load limits.



A

Roadside Assistance Kit by DC Safety,TM **Commercial**
Equips you with a fire extinguisher, FMVSS high-visibility warning triangles, flags, fuses and more.
A. VJL3Z-19F515-B
Fits Model Years 2010-2019




B

Floor Liners
High-and-wide protection made to original Ford specs: Extra-tall walls and deep-set grooves contain what's tracked in or spilled within; firm-yet-flexible construction with nibbed backing. *Dual retention on driver-side liner.*
B. HA8Z-7413086-AA Black, 4-Piece Set
Fits Model Years 2017-2019



C

Floor Mat, All-Weather
Deep grooves and a raised-surround edge help keep mud and slush contained; spray clean.
C. 9A8Z-7413182-CA Black, 1-Piece, For 3rd-Row Rear
Fits Model Years 2009-2019



D

Floor Mats, All-Weather
Deep grooves and a raised-surround edge help keep mud and slush contained; spray clean. *Dual retention on driver-side mat (for vehicles built after 1/22/10).*
D. DA8Z-7413086-BB Black, 4-Piece Set
Fits Model Years 2010-2018

Floor Mats, Carpeted
Premium-grade carpeting complements the interior and protects flooring from wear and tear. *Dual retention on driver-side mat.*
E. DA8Z-7413300-AA Black, 4-Piece Set, With FLEX Logo on Front Mats
Fits Model Years 2013-2019



F

Interior Light Kit
Change up your LED coloration for the center cupholder and front footwells; mix of 7 hues.
F. CL8Z-13E700-AA
Fits Model Years 2009-2019

Mirror, Conversation
Convenient convex mirror flips open/closed, expanding the view to the back – the better to see family and friends with, and the better for them to see you; replaces sunglasses holder.
G. 9A8Z-17D744-AB
Fits Model Years 2013-2019
G. 9A8Z-17D744-AA
Fits Model Years 2009-2012

Seat Covers, Carhartt® Protective by Covercraft^{®1}
Signature Carhartt canvas duck is a rugged blend of long-lasting toughness and all-day comfort: Breathable, heavy-gauge protection is water-repellent and UV-resistant; slip on.
H. VEA8Z-74600D20-E Brown, Front Row
I. VEA8Z-74600D20-F Gravel, Front Row
Fits Model Years 2013-2019

Seat Covers, Protective by Covercraft^{®1}
Block everyday abuse from dirt, pets, kids and the sun: Heavy-duty, water-repellent, breathable polycotton has overlapped seams and is machine washable; slip on.
J. VEA8Z-74600D20-A Taupe, Front Row
K. VEA8Z-74600D20-B Charcoal, Front Row
Fits Model Years 2013-2019

J. VEA8Z-7463812-A Taupe, Front Row, 60/40 Without Armrests
K. VEA8Z-7463812-B Charcoal, Front Row, 60/40 Without Armrests
Fits Model Years 2012-2013

J. VEA8Z-74600D20-C Taupe, Front Row
K. VEA8Z-74600D20-D Charcoal, Front Row
Fits Model Years 2009-2012

Seating, Leather-Trimmed by Katzkin^{®2}
A tailor-made, custom-fit interior will make every commute something special. *For 1st-, 2nd- and 3rd-row seating where applicable. See dealer for additional details.*
-ROW- Available in Standard or Tuscany Materials/Colors
Fits Model Years 2009-2019

WHEELS

Wheel Lock Kit
Help prevent wheel/tire theft; 1 locking lug nut replaces 1 original lug nut on each wheel. *Includes: 4 locking lugs and 1 key.*
L. E9TZ-1A043-A Chrome-Plated For Exposed Lugs
Fits Model Years 2009-2019



G



H



I



J



K

L

WHEN YOU'RE READY
TO PERSONALIZE:

Visit accessories.ford.com

—or—

See your Ford Dealer

⁺ New content added to this issue. | ¹Ford Licensed Accessory. | ²Vehicle application and restrictions apply. Additional components are required. See dealer for details. | ³Consult your Owner's Manual for specific weight ratings. | ⁴PEPS (Passive Entry/Passive Start) is the Push-Button Start System. | ⁵Distance may vary depending on vehicle location and environment. | ⁶Consult Owner's Manual for details on roof-rack load limits.

FORD UTILITIES

TAURUS X



2009 Taurus X Eddie Bauer in Cinnamon.*
Personalized with wheel lock kit, roof rack crossbar system and roof-mounted cargo box by THULE,^{3,4} Bi-Directional Remote Start System, and Ford Perimeter Plus Vehicle Security System.

*Metallic.

ELECTRONICS

Bumper-Mounted Warning Sensors by Rosen^{2,3}

In Reverse, this system scans up to 7' behind your vehicle to help alert you to objects. (Driver-assist features are supplemental and do not replace the driver's attention, judgment, and need to control the vehicle.)

Requires installation Tool Kit VAS4Z-15A866-C.

- A. VAS4Z-15A866-B Reverse Sensor

Fits Model Years 2008-2009

Hands-Free System by Mobile-EaseTM

Control your smartphone with voice commands; utilizes a microphone and the audio system. (Don't drive while distracted. Use voice-operated systems when possible; don't use handheld devices while driving. Some features may be locked out while the vehicle is in gear. Not all features are compatible with all phones.)

- B. 7L2Z-19G399-A Advanced

Fits Model Year 2008

Remote Start System

Warm or cool your vehicle interior from afar at the push of a button; range up to 1,000'.⁵

Series 100: Vehicle parking lights turn on to indicate engine is running.

Series 200: Vehicle parking lights turn on to indicate engine is running; also has Ford Perimeter Plus security, car find, panic, and 2 owner-programmable buttons on fob.

Bi-Directional: No need to see vehicle – fob flashes/beeps when engine starts; with car find.

- C. 7L3Z-19G364-AA Series 200 With Remote Keyless Entry and Vehicle Security. Requires PATS Interface Kit 8L3Z-19G365-BA.

- D. 9G1Z-19G364-A Bi-Directional. Includes PATS Interface Kit.

Fits Model Years 2008-2009

SYNC[®] Kit

Voice-activated phone, entertainment and some mobile apps. (Don't drive while distracted. Use voice-operated systems when possible; don't use handheld devices while driving. Some features may be locked out while the vehicle is in gear. Not all features are compatible with all phones.)

Includes: Jumper wire assembly, USB cable, SYNC[®] module, tie-downs and manual.

- E. 9R3Z-14D212-A Not For Use With DVD- and/or Navigation System-Equipped Vehicles

Fits Model Year 2009

Vehicle Security System – Ford Perimeter Plus

Has components not available from the factory – if glass or a body panel is impacted, 2-stage shock sensor interprets severity. Alarm also sounds if hood/liftgate/doors forced open.

- F. 7L3Z-19A361-AA For Vehicles Equipped With Factory Remote Keyless. Uses Factory Key Fob.

Fits Model Years 2008-2009



WHEN YOU'RE READY
TO PERSONALIZE:

Visit accessories.ford.com

–or–

See your Ford Dealer

+ New content added to this issue. | ¹Ford Licensed Accessory. | ²Vehicle application and restrictions apply. Additional components are required. See dealer for details. | ³Consult your Owner's Manual for specific weight ratings. | ⁴PEPS (Passive Entry/Passive Start) is the Push-Button Start System. | ⁵Distance may vary depending on vehicle location and environment. | ⁶Consult Owner's Manual for details on roof-rack load limits.



EXTERIOR

Sportz® Tent by Napier¹
Wrap the easy-setup, 9' x 9' tent around the cargo area for direct vehicle access, or make it freestanding; has a shade awning, skylights, cyclone venting and no-see-um mesh windows.
A. VAT4Z-99000C38-A
Fits Model Years 2008-2009

RACKS AND CARRIERS

RACKS by THULE®¹

Bike Rack, Hitch-Mounted by THULE®¹
Unique arc design for ease of use; with anti-sway cages, secure-cushioning Hold Fast Cradles™ and a HitchSwitch™ that folds arms and tilts the rack for liftgate access.
For 1¼" and 2" receivers.
B. VGT4Z-7855100-A Carries 2 Bikes
B. VGT4Z-7855100-B Carries 4 Bikes
Fits Model Years 2008-2009

Bike Frame Adapter by THULE®¹
Modifies women's, BMX and other non-standard bike frames for the hitch-mounted rack.
Requires 2- or 4-Bike Hitch-Mounted Rack by THULE®
C. VDT4Z-7855100-E
Fits Model Years 2008-2009

Ski/Snowboard Adapter by THULE®¹
Readily transform your hitch-mounted bike rack when it's time to hit the slopes; with locks.
Requires 2- or 4-Bike Hitch-Mounted Rack by THULE®
D. VDT4Z-7855100-F Carries 6 Pairs of Skis or 4 Snowboards on 2" Receiver; Carries 4 Pairs of Skis or 2 Snowboards on 1¼" Receiver
Fits Model Years 2008-2009

Roof Rack Crossbar System by THULE®^{1,6}
High-strength AeroBlade™ load bars feature a textured WindDiffuser™, BoxBeam™ aluminum extrusion, SwingBlade™ end caps and a SmartSlide™ measurement system.
Includes: Crossbars and mounting kit. For use with factory roof rails.
E. VDT4Z-7848016-A 53"
Fits Model Years 2008-2009

CARRIERS by THULE®¹

Bike Carrier, Roof-Mounted, Upright by THULE®^{1,6}
For loading and unloading, a convenient lever operates the self-adjusting clamps; lockable.
Requires Ford Original Equipment Crossbars or Crossbars by THULE®
Crossbars can accommodate a second roof-mounted bike carrier.
F. VAT4Z-7855100-K Carries 1 Bike
Fits Model Years 2008-2009

Cargo Box, Roof-Mounted by THULE®^{1,6}
Heavy-duty design helps keep out the elements; lockable passenger-side opening is handy.
Requires Ford Original Equipment Crossbars or Crossbars by THULE®
G. VAT4Z-7855100-F 55" x 26" x 12"
G. VET4Z-7855100-B 65" x 35" x 16" (shown)
G. VET4Z-7855100-A 84" x 35" x 17"
Fits Model Years 2008-2009



Kayak Carrier, Roof-Mounted by THULE®^{1,6}
Transport your kayak stably and securely, all with quick and easy loading and unloading.
Flat: Flexible cushioned pads conform to hull; with center load straps and end tie-downs.
Folding: Popular J-style steel cradles have adjustable padding; fold down when not in use.
Requires Ford Original Equipment Crossbars or Crossbars by THULE®
H. VAT4Z-7855100-G Flat
I. VAT4Z-7855100-H Folding
Fits Model Years 2008-2009

Ski/Snowboard Carrier, Roof-Mounted, Flat Top by THULE®^{1,6}
Locking carrier slides to side of vehicle for easy access; with SpeedLink mounting hardware.
Requires Ford Original Equipment Crossbars or Crossbars by THULE®
J. VDT4Z-7855100-D Carries 6 Pairs of Skis or 4 Snowboards
Fits Model Years 2008-2009

INTERIOR

Ash Cup/Coin Holder
Keep ashes or change tidily in place; sized just right to slot into a center-console cupholder.
K. 5L8Z-7804810-AAA Without Lighter Element
L. 5L8Z-7804810-BAA With Lighter Element
Fits Model Years 2008-2009

Cargo Organizer, Soft
These smart mix-and-match ways to contain groceries and personal belongings can minimize topples or preserve freshness; bag is collapsible, and both organizers store flat.
Cooler Bag: Insulated, lightweight carryall helps keep food and drink cool or warm; zippered.
Large Organizer: 4 mildew-resistant compartments and hookable straps; just over 3' long.
Standard Organizer: 3 mildew-resistant compartments and built-in handles; just over 2' long.
M. HE5Z-19H484-A Cooler Bag With Adjustable Carrying Strap
N. HE5Z-78115A00-A Large, Folding
O. HE5Z-78115A00-C Standard, Folding
Fits Model Years 2008-2009

Interior Light Kit
Change up your LED coloration for the center cupholder and front footwells; mix of 7 hues.
P. CL8Z-13E700-AA
Fits Model Years 2008-2009

WHEELS

Wheel Lock Kit
Help prevent wheel/tire theft; 1 locking lug nut replaces 1 original lug nut on each wheel.
Includes: 4 locking lugs and 1 key.
Q. E9TZ-1A043-A Chrome-Plated For Exposed Lugs
R. F19Z-1A043-A Zinc-Plated For Hidden Lugs
Fits Model Years 2008-2009

WHEN YOU'RE READY
TO PERSONALIZE:

Visit accessories.ford.com
—or—
See your Ford Dealer

+ New content added to this issue. | ¹Ford Licensed Accessory. | ²Vehicle application and restrictions apply. Additional components are required. See dealer for details. | ³Consult your Owner's Manual for specific weight ratings. | ⁴PEPS (Passive Entry/Passive Start) is the Push-Button Start System. | ⁵Distance may vary depending on vehicle location and environment. | ⁶Consult Owner's Manual for details on roof-rack load limits.

A Truck Bed Cover to Fit Your Needs!

- ✓

UTILITY
- ✓

EASY INSTALL
- ✓

STYLE
- ✓

SECURITY
- ✓

PERFORMANCE
- ✓

QUALITY



APPLICATIONS
AVAILABLE
FOR F-150,
RANGER AND
SUPER DUTY®

SOFT ROLL

SOFT ROLL-UP BY TRUXEDO®*

- Value-priced soft roll-up
- Top-of-rail mount
- Dual-release system to latch/unlatch cover
- Preset tension control



SOFT ROLL

PREMIUM SOFT ROLL-UP BY TRUXEDO®*

- This is the premium soft roll-up cover
- Low-profile, between-the-rail mount
- One-finger, single-release system to latch/unlatch cover
- Automatic tension control



SOFT FOLD

SOFT FOLDING BY ADVANTAGE®*

- Durable, long-wearing vinyl covering on a sturdy black aluminum frame
- Top-of-rail mount
- Drive with cover folded forward to haul large loads
- Quick, easy install



HARD FOLD

HYBRID TRIFOLD WITH CANVAS TOP BY ADVANTAGE®*

- Hybrid soft cover look with hard cover security
- Top-of-rail mount
- Drive with cover folded forward to haul large loads
- Quick, easy install



HARD FOLD

HARD FOLDING BY ADVANTAGE®*

- Tough, rigid foam core/aluminum construction
- Top-of-rail mount
- Drive with cover folded forward to haul large loads
- Quick, easy install



HARD FOLD

HARD FOLDING BY REV®*

- Flush-mount "No Profile" design
- Foam core with aluminum frame
- Folds forward against cab for 100% bed access
- Access to stake pockets



HARD ROLL

HARD ROLLING BY REV®*

- Rolls up like a soft roll-up cover; features aluminum channels on underside for ultimate security
- Flush-mount "No Profile" design
- Does not take up bed space when rolled forward
- Access to stake pockets



ONE-PIECE

HARD ONE-PIECE BY UNDERCOVER™*

- Available painted to match vehicle or with textured black finish
- Lightweight, durable composite material
- Easy install and removal
- X-factor engineered design
- Locks for additional security



*Ford Licensed Accessories (FLA) are warranted by the accessory manufacturer's warranty. FLA are designed and developed by the accessory manufacturer and have not been designed or tested to Ford Motor Company engineering requirements. Contact your Ford Dealer for details and/or a copy of all limited warranties.

FORD TRUCKS
F-150



2020 F-150 XLT SuperCrew® 4x4 in Iconic Silver.* Personalized with dash cam by Thinkware,[†] hood deflector, side window deflectors by EGR,[†] trailer tow mirrors, black textured fender flares by Bushwacker,[†] step bars, heavy-duty splash guards with stainless steel inserts, rear wheel-well liners, spray-in bedliner,[†] hard-folding tonneau/bed cover by Advantage,[†] stowable load ramps and chrome exhaust tip.

*Metallic. [†]Factory option. See your dealer for details.

BED PRODUCTS

Bed Cargo Net

Help ensure lightweight goods stay put with all-weather, reinforced web-style mesh.
Vertical: Place gear in this elastic envelope-style net that stretches the width of the bed.
Horizontal: Stretch this bed-sized net over items and then cinch in place for a form-fitting hold.
Requires standard interface plates and bed cleats.

- A.** FL3Z-99550A66-A Black, Vertical Mount
- B.** GL3Z-99550A66-A Black, Horizontal Mount, For 5½' Beds
- B.** HC3Z-99550A66-A Black, Horizontal Mount, For 6½' and 8' Beds

Fits Model Years 2015-2020

Bed/Cargo Illumination

Ultra-bright LED pods shine forward from the back of bed – this powerful lighting is essential at night, and very useful with a tonneau cover or cargo-box cap; on/off button in both bed and cab.
Restrictions apply. Not available on F-150 XL or vehicles with LED taillamps and/or BLIS® (Blind Spot Information System).

- C.** JL3Z-13E754-A

Fits Model Years 2018-2020

- C.** GL3Z-13E754-A

Fits Model Years 2015-2017

Bed Cleats, Premium Locking

Die-cast zinc cleats maintain a secure, strong hold; they're housed in heavy-duty plastic, feature a stainless steel lock assembly, and the black powder-coat finish is corrosion-resistant.
Cannot be used when stowable load ramps are installed. Requires bed interface plates.

- D.** HL3Z-99000A64-A Carbon Black, 4-Piece Kit

Fits Model Years 2015-2020

Bed Standard Interface Plates

Create reinforced points along bed sides for Ford Accessories and universal attachments.

- E.** FL3Z-9928408-AB Black, 4-Pieces


Fits Model Years 2015-2020

Bed Divider



Weather-resistant, blow-molded partition fits precisely and securely in either of 2 locations.
Requires BoxLink.™
Cannot be used when stowable load ramps are installed.

- F.** FL3Z-9900092-A

Fits Model Years 2015-2020



+ New content added to this issue. | [†]Ford Licensed Accessory. | ²Vehicle application and restrictions apply. Additional components are required. See dealer for details. | ³Consult your Owner's Manual for specific weight ratings. | ⁴PEPS (Passive Entry/Passive Start) is the Push-Button Start System. | ⁵Distance may vary depending on vehicle location and environment. | ⁶Consult Owner's Manual for details on vehicle carrying capacities.



WHEN YOU'RE READY
TO PERSONALIZE:

Visit accessories.ford.com

—or—

See your Ford Dealer

Bed Extender

Fiberglass-reinforced polypropylene cage is sturdy, yet lightweight, adding another 18" of flat, caged space over the open tailgate; flip it to the inside of the bed to help keep cargo contained.

- A. FL3Z-99286A40-C Black

Fits Model Years 2015-2020

- B. 9L3Z-99286A40-C Black

Fits Model Years 2009-2014

Bed Mat

Reinforced synthetic rubber cushions, and resists tearing, cracking and fading; custom-fit.

- C. FL3Z-99112A15-A Black, For 5½' Styleside Bed
- C. FL3Z-99112A15-B Black, For 6½' Styleside Bed
- C. FL3Z-99112A15-C Black, For 8' Styleside Bed

Fits Model Years 2015-2020

- D. 4L3Z-99112A15-AA Black, For 5½' Styleside Bed
- D. 4L3Z-99112A15-BA Black, For 6½' Styleside Bed
- D. 4L3Z-99112A15-CA Black, For 8' Styleside Bed

Fits Model Years 2004-2014

Bed Mat, Impact

The anti-skid ¾" padded floor is easy on knees and chemical/weather/fade-resistant, plus the tailgate-gap-guard hinge ensures a void-free surface and helps keep debris at bay; custom-fit.

- E. VHL3Z-99112A15-A Black, For 5½' Beds
- E. VHL3Z-99112A15-B Black, For 6½' Beds
- E. VHL3Z-99112A15-C Black, For 8' Beds

Fits Model Years 2018-2020

Bed Rails

A slick touch of tie-down versatility – 304 stainless steel 1¾" tubing has open loops at rail ends. Chrome-Plated, Die-Cast Zinc Tie-Down Ends: rated to 500 lbs.; meets 44 hrs. of CASS test. Black Heavy-Duty Nylon Tie-Down Ends: rated to 250 lbs.

- F. VFL3Z-9955200-B Chrome, For 6½' Beds, With Chrome End Caps
- G. VFL3Z-9955200-D Chrome, For 6½' Beds, With Black End Caps
- H. VFL3Z-9955200-F Black Powdercoat, For 6½' Beds, With Black End Caps

Fits Model Years 2015-2020

Bed Rails

A slick touch of tie-down versatility – 304 stainless steel 1¾" tubing has open loops at rail ends. Chrome-Plated, Die-Cast Zinc Tie-Down Ends: rated to 500 lbs.; meets 44 hrs. of CASS test. Black Heavy-Duty Nylon Tie-Down Ends: rated to 250 lbs.

Bed Rail Installation Kit – VFL3Z-99000A25-A is recommended.

- F. VFL3Z-9955200-A Chrome, For 5½' Beds, With Chrome End Caps
- G. VFL3Z-9955200-C Chrome, For 5½' Beds, With Black End Caps
- H. VFL3Z-9955200-E Black Powdercoat, For 5½' Beds, With Black End Caps

Fits Model Years 2015-2020

Bed Rails Installation Kit

Allows technicians to make a neat, finished-look cut in the bed cap to access front stake pockets.

- VFL3Z-99000A25-A For 5½' Beds

Fits Model Years 2015-2020

Bed Rails Tonneau/Bed Cover Shim Kit

Allows use of a tonneau/bed cover when F-150 is equipped with the bed rails by Putco®.

- + VFL3Z-99000A25-B For 5½' Bed
- + VFL3Z-99000A25-C For 6½' Bed

Fits Model Years 2015-2020

Bed Slide

Turn the bed into a half-ton capacity, easy-access drawer equipped with BEDTRAX™ T-slots, D-ring tie-down anchors, and guardrails for organized containment; multiple locking positions.

- + I. VJL3Z-84113C37-A For 5½' Bed, 1,000 lbs. Max. Load Evenly Distributed
- + I. VJL3Z-99113C37-A For 6½' Bed, 1,000 lbs. Max. Load Evenly Distributed

Fits Model Years 2018-2020

Bed Stowable Load Ramps

Convenient way to enter/exit with large loads: black-powdercoated, extruded-aluminum ramp – with an 800-lb. load limit – slots into the tailgate lip; stores securely on interior bed mounts. Restrictions apply. See dealer for details.

- J. FL3Z-99286F56-B Single Ramp Kit
- K. FL3Z-99286F56-C Dual Ramp Kit

Fits Model Years 2015-2020

Bed Tailgate Dust Seal

Industrial-grade rubber strip helps keep rain, snow and other such things out; cut-peel-stick install.

- L. VFL3Z-99404A06-A



Fits Model Years 2015-2020

Bed Tailgate Liner

Tough, high-density polyethylene liner is weatherproof and fits exactly; no-drill installation. Cannot be used when stowable load ramps are installed.

- M. FL3Z-99000A38-DA Black

Fits Model Years 2015-2020



+ New content added to this issue. | *Ford Licensed Accessory. | ^Vehicle application and restrictions apply. Additional components are required. See dealer for details. | ^Consult your Owner's Manual for specific weight ratings. | ^PEPS (Passive Entry/Passive Start) is the Push-Button Start System. | ^Distance may vary depending on vehicle location and environment. | ^Consult Owner's Manual for details on vehicle carrying capacities.



Bed Tailgate Liner

Tough, high-density polyethylene liner is weatherproof and fits exactly; no-drill installation.

- A. AL3Z-99000A38-EB Black, For Styleside Bed

Fits Model Years 2004-2014

Bed Tailgate Lock

Attaches snug-and-sure to the passenger-side tailgate post to help prevent unwanted removal.

- B. VFL3Z-18168-B

Fits Model Years 2015-2020

Bed Tailgate Viscous Dampening Cartridge

Lower your tailgate in a safe, controlled manner and then have it come to a soft landing at full open.

- C. FL3Z-99406A10-A

Fits Model Years 2015-2020

Bedliner

In addition to an impeccable fit and high-impact protection, this hard drop-in liner has a skid-resistant, non-pooling ribbed floor with a static-dissipative finish; includes tailgate liner.

- D. FL3Z-9900038-AA Black, For 5½' Styleside Bed
- D. FL3Z-9900038-BA Black, For 6½' Styleside Bed
- D. FL3Z-9900038-CA Black, For 8' Styleside Bed

Fits Model Years 2015-2020

- E. AL3Z-8400038-AB Black, For 5½' Styleside Bed

Fits Model Years 2009-2014

- E. AL3Z-9900038-DB Black, For 6½' Styleside Bed With Cargo Management

Fits Model Years 2009-2011

- E. AL3Z-9900038-CB Black, For 8' Styleside Bed

- E. AL3Z-9900038-BB Black, For 6½' Styleside Bed Without Cargo Management

Fits Model Years 2006-2014

Bedliner Plug Kits

A more gap-free surface helps keep stuff from getting between the drop-in bedliner and bed. Upper: Detach equipment from the interface plates and then fill the access holes with these plugs; when finished hauling sand, soil, mulch or the like, remove the plugs and reattach equipment. Lower: If you lose any lower plugs that came with your drop-in bedliner, these replacements will cover cutouts for the cargo tie-downs and light switch.

- F. FL3Z-99000A25-B Upper Plug Kit
- G. FL3Z-99000A25-C Lower Plug Kit

Fits Model Years 2015-2020

Bedliner, Sportliner

Get the look and comfort of carpet in a tough 100% polypropylene product that's knee-friendly, fits like a glove, and is weather-, chemical-, skid- and fade-resistant; includes tailgate liner.

- H. VFL3Z-8400038-AA For 5½' Styleside Bed
- H. VFL3Z-9900038-AB For 6½' Styleside Bed
- H. VFL3Z-9900038-CB For 8' Styleside Bed

Fits Model Years 2015-2020

- I. VAL3Z-9900038-AA For 6½' Styleside Bed, With Tailgate Step
- I. VAL3Z-9900038-BA For 5½' Styleside Bed, With Tailgate Step
- I. VAL3Z-9900038-CA For 8' Styleside Bed, With Tailgate Step
- VAL3Z-9900038-DA For 5½' Styleside Bed, Without Tailgate Step
- VAL3Z-9900038-EA For 6½' Styleside Bed, Without Tailgate Step
- VAL3Z-9900038-FA For 8' Styleside Bed, Without Tailgate Step

Fits Model Years 2004-2014

Cable Lock

Spooling out of its mounted retractor case, the vinyl-coated cable snakes through tool handles and equipment frames to secure them in your bed; locking shackle clips tight. Compatible with Ford Bedliners. Requires modification to bedliner.

- J. A9FCS-4FW603-AA Black

Fits Model Years 2009-2014

Pivot Storage Box

Swings out nearly 180 degrees for easy access and has 1.5 cu. ft. of lockable storage – fits between the wheel well and back of bed; high-impact ABS plastic, with cupholders. Cannot be used when Dual Stowable Load Ramps (FL3Z-99286F56-C) are installed. Can be used when Single Stowable Load Ramp (FL3Z-99286F56-B) is installed.

- K. VFL3Z-17N004-B For Driver Side
- K. VFL3Z-17N004-C For Passenger Side

Fits Model Years 2015-2020

Sport Bar

Give your bed a bold, adventurous appearance – in bright or black – that includes an integral CHMSL; no-drill installation for this robust, yet lightweight, 3" round tubing. Not for use as a roll bar – for appearance only. Not compatible with tonneau/bed covers.

- + L. VJL3Z-99518K00-A Polished Stainless Steel
- + M. VJL3Z-99518K00-B Black Powdercoat Steel

Fits Model Years 2018-2020

Sport Bar Side Plates

Add these emphatic finishing touches to the striking sport bar (sold separately); corrosion-resistant aluminum with block-lettered logo.

- + VJL3Z-99286F86-A Matte Black Powdercoat, Set of 2

Fits Model Years 2018-2020




WHEN YOU'RE READY
TO PERSONALIZE:

Visit accessories.ford.com

—or—

See your Ford Dealer

+ New content added to this issue. | *Ford Licensed Accessory. | ^Vehicle application and restrictions apply. Additional components are required. See dealer for details. | ^Consult your Owner's Manual for specific weight ratings. | ^PEPS (Passive Entry/Passive Start) is the Push-Button Start System. | ^Distance may vary depending on vehicle location and environment. | ^Consult Owner's Manual for details on vehicle carrying capacities.



Tie-Downs, Stake-Pocket Retractable by Bull Accessories¹
Stalwart anchor points pop-up for use, then snap back into recessed housing; 1,000-lb. capacity.

A.	VFL3Z-99000A64-B	Black, Flush Mount, Grain-Matched, Set of 2
-----------	------------------	---

Fits Model Years 2015-2020

B.	VAC3Z-99000A64-A	Black, Set of 2
C.	VAC3Z-99000A64-B	Polished Stainless, Set of 2

Fits Model Years 2004-2014

Tonneau/Bed Cover, Hard Folding by Advantage¹
Trifold design with top-of-rail mount – for maximum cargo height space – has rigid foam core and aluminum construction; drive with the cover folded forward to haul large loads.
Fits across-the-bed rails. Cannot be used when stowable load ramps are installed.

D.	VFL3Z-84501A42-GB	For 5½' Styleside Bed
D.	VFL3Z-99501A42-NC	For 6½' Styleside Bed
D.	VFL3Z-99501A42-PC	For 8' Styleside Bed

Fits Model Years 2015-2019

Tonneau/Bed Cover, Hard Folding by REV¹
Flush-mount, “no-profile” design has rigid foam core and aluminum construction; lock the cover in full folded-forward open position – with the included prop rods – for access to the whole bed.
Fits between the bed rails. Cannot be used when stowable load ramps are installed.

E.	VFL3Z-84501A42-CA	For 5½' Bed
E.	VFL3Z-99501A42-CA	For 6½' Bed
E.	VFL3Z-99501A42-DB	For 8' Bed

Fits Model Years 2015-2019

Tonneau/Bed Cover, Hard Folding by REV¹
Flush-mount, “no-profile” design has aluminum channels underneath – you get the benefits of both a hard-folding cover and a soft roll-up version; easy one-handed operation.
Fits between the bed rails.

E.	V9L3Z-99501A42-HA	For 5½' Bed
E.	V9L3Z-99501A42-JA	For 6½' Bed
E.	V9L3Z-99501A42-KA	For 8' Bed

Fits Model Years 2009-2014

Tonneau/Bed Cover, Hard Folding by UnderCover™¹
Trifold, low-profile design with aircraft-grade aluminum panels painted to match your truck's color code; provides multiple driving positions, universal tailgate operation and water drainage.
Fits between the bed rails. Cannot be used when stowable load ramps are installed.

+ F.	VJL3Z-84501A42-CA	Ingot Silver Metallic, For 5½' Bed
+ G.	VJL3Z-84501A42-CB	Race Red, For 5½' Bed
+ H.	VJL3Z-84501A42-CC	Blue Jeans Metallic, For 5½' Bed
+ I.	VJL3Z-84501A42-CD	Ruby Red Metallic Tinted Clearcoat, For 5½' Bed
+ J.	VJL3Z-84501A42-CE	Magnetic Metallic, For 5½' Bed
+ K.	VJL3Z-84501A42-CF	Stone Gray, For 5½' Bed
+ L.	VJL3Z-84501A42-CG	Magma Red, For 5½' Bed
+ M.	VJL3Z-84501A42-CH	Agate Black, For 5½' Bed
+ N.	VJL3Z-84501A42-CJ	Velocity Blue, For 5½' Bed
+ O.	VJL3Z-84501A42-CK	Abyss Gray, For 5½' Bed
+ P.	VJL3Z-84501A42-CL	Silver Spruce, For 5½' Bed
+ Q.	VJL3Z-84501A42-CM	Oxford White, For 5½' Bed
+ R.	VJL3Z-84501A42-CN	White Platinum Metallic Tri-Coat, For 5½' Bed
+ S.	VJL3Z-84501A42-CP	Performance Blue, For 5½' Bed
+ F.	VJL3Z-99501A42-EA	Ingot Silver Metallic, For 6½' Bed
+ G.	VJL3Z-99501A42-EB	Race Red, For 6½' Bed
+ H.	VJL3Z-99501A42-EC	Blue Jeans Metallic, For 6½' Bed
+ I.	VJL3Z-99501A42-ED	Ruby Red Metallic Tinted Clearcoat, For 6½' Bed
+ J.	VJL3Z-99501A42-EE	Magnetic Metallic, For 6½' Bed
+ K.	VJL3Z-99501A42-EF	Stone Gray, For 6½' Bed
+ L.	VJL3Z-99501A42-EG	Magma Red, For 6½' Bed
+ M.	VJL3Z-99501A42-EH	Agate Black, For 6½' Bed
+ N.	VJL3Z-99501A42-EJ	Velocity Blue, For 6½' Bed
+ O.	VJL3Z-99501A42-EK	Abyss Gray, For 6½' Bed
+ P.	VJL3Z-99501A42-EL	Silver Spruce, For 6½' Bed
+ Q.	VJL3Z-99501A42-EM	Oxford White, For 6½' Bed
+ R.	VJL3Z-99501A42-EN	White Platinum Metallic Tri-Coat, For 6½' Bed
+ S.	VJL3Z-99501A42-EP	Performance Blue, For 6½' Bed
+ F.	VJL3Z-99501A42-FA	Ingot Silver Metallic, For 8' Bed
+ G.	VJL3Z-99501A42-FB	Race Red, For 8' Bed
+ H.	VJL3Z-99501A42-FC	Blue Jeans Metallic, For 8' Bed
+ I.	VJL3Z-99501A42-FD	Ruby Red Metallic Tinted Clearcoat, For 8' Bed
+ J.	VJL3Z-99501A42-FE	Magnetic Metallic, For 8' Bed
+ K.	VJL3Z-99501A42-FF	Stone Gray, For 8' Bed
+ L.	VJL3Z-99501A42-FG	Magma Red, For 8' Bed
+ M.	VJL3Z-99501A42-FH	Agate Black, For 8' Bed
+ N.	VJL3Z-99501A42-FJ	Velocity Blue, For 8' Bed
+ O.	VJL3Z-99501A42-FK	Abyss Gray, For 8' Bed
+ P.	VJL3Z-99501A42-FL	Silver Spruce, For 8' Bed
+ Q.	VJL3Z-99501A42-FM	Oxford White, For 8' Bed
+ R.	VJL3Z-99501A42-FN	White Platinum Metallic Tri-Coat, For 8' Bed
+ S.	VJL3Z-99501A42-FP	Performance Blue, For 8' Bed

Fits Model Years 2019-2020

Tonneau/Bed Cover, Hard Rolling by REV¹
Flush-mount, “no-profile” design has aluminum channels underneath – you get the benefits of both a hard-folding cover and a soft roll-up version; easy one-handed operation.
Fits between the bed rails. Cannot be used when stowable load ramps are installed.

T.	VGL3Z-84501A42-BA	For 5½' Bed
T.	VGL3Z-99501A42-CA	For 6½' Bed
T.	VGL3Z-99501A42-DB	For 8' Bed

Fits Model Years 2015-2020



WHEN YOU'RE READY
TO PERSONALIZE:

Visit accessories.ford.com

—or—

See your Ford Dealer

+ New content added to this issue. | ¹Ford Licensed Accessory. | ²Vehicle application and restrictions apply. Additional components are required. See dealer for details. | ³Consult your Owner's Manual for specific weight ratings. | ⁴PEPS (Passive Entry/Passive Start) is the Push-Button Start System. | ⁵Distance may vary depending on vehicle location and environment. | ⁶Consult Owner's Manual for details on vehicle carrying capacities.



Tonneau/Bed Cover, Textured Hard One-Piece by UnderCover™
Classic-look, hinged cover made of strong, lightweight ABS polymer plastic – with contoured edges and patented X-Effect infrastructure – comes with LED lighting and wall-mount hardware.

- A.** VFL3Z-84501A42-BA Black Textured, For 5½' Bed
- A.** VFL3Z-99501A42-BA Black Textured, For 6½' Bed

Fits Model Years 2015-2020

- B.** VCL3Z-99501A42-A Black Textured, For 5½' Bed
- B.** VCL3Z-99501A42-B Black Textured, For 6½' Bed

Fits Model Years 2009-2014



Tonneau/Bed Cover, Hybrid Trifold With Canvas Top by Advantage¹
Hard panels are covered with vintage-look fabric used for convertible tops; top-of-rail mount maximizes cargo room, and self-contained straps allow for driving with cover open.

- C.** VFL3Z-84501A42-DA For 5½' Styleside Bed
- C.** VFL3Z-99501A42-EB For 6½' Styleside Bed
- C.** VFL3Z-99501A42-FB For 8' Styleside Bed

Fits Model Years 2015-2020

- D.** VDL3Z-99501A42-CA For 5½' Styleside Bed
- D.** VDL3Z-99501A42-DA For 6½' Styleside Bed
- D.** VDL3Z-99501A42-EA For 8' Styleside Bed

Fits Model Years 2004-2014



Tonneau/Bed Cover, Embark by Advantage¹
Patented low-profile design has industrial-strength aluminum slats; storage container's unique spiral track keeps the cover from coming in contact with itself as it opens/closes.

- E.** VHL3Z-84501A42-B Matte Black, For 5½' Styleside Bed
- E.** VHL3Z-99501A42-A Matte Black, For 6½' Styleside Bed
- E.** VHL3Z-99501A42-B Matte Black, For 8' Styleside Bed

Fits Model Years 2015-2020



Tonneau/Bed Cover, Embark LS by Advantage¹
Trendsetting retractable design helps reduce wind drag, patented systems shield the bed from dirt and water, and built-in channels accommodate racks and carriers by THULE® – bed access is maintained.

- F.** VJL3Z-84501A42-A Matte Black, For 5½' Styleside Bed
- F.** VJL3Z-99501A42-A Matte Black, For 6½' Styleside Bed
- F.** VJL3Z-99501A42-B Matte Black, For 8' Styleside Bed

Fits Model Years 2015-2020



Tonneau/Bed Cover, Soft Folding by Advantage¹
Trifold design with top-of-rail mount – for maximum cargo height space – has heavy-duty vinyl covering on a sturdy aluminum frame; drive with the cover folded forward to haul large loads. *Fits across-the-bed rails. Cannot be used when stowable load ramps or pivot storage box are installed.*

- G.** VGL3Z-84501A42-AA For 5½' Styleside Bed
- G.** VGL3Z-99501A42-BA For 6½' Styleside Bed
- G.** VGL3Z-99501A42-AA For 8' Styleside Bed

Fits Model Years 2015-2020



Tonneau/Bed Cover, Soft Folding by Advantage¹
Trifold design with top-of-rail mount – for maximum cargo height space – has heavy-duty vinyl covering on a sturdy aluminum frame; drive with the cover folded forward to haul large loads.

- H.** V9L3Z-99501A42-AA For 5½' Styleside Bed
- H.** V9L3Z-99501A42-BA For 6½' Styleside Bed
- H.** V9L3Z-99501A42-CA For 8' Styleside Bed

Fits Model Years 2004-2014

Tonneau/Bed Cover, Soft Roll-Up by TruXedo®¹
High-quality, high-durability vinyl cover with top-of-bed rail mount and an aluminum frame; preset tension control in the latching system helps keep the cover tight in any climate.

- I.** VFL3Z-84501A42-EA For 5½' Styleside Bed
- I.** VFL3Z-99501A42-GB For 6½' Styleside Bed
- I.** VFL3Z-99501A42-HB For 8' Styleside Bed

Fits Model Years 2015-2020

- I.** V9L3Z-99501A42-DA For 5½' Styleside Bed
- I.** V9L3Z-99501A42-EA For 6½' Styleside Bed
- I.** V9L3Z-99501A42-FA For 8' Styleside Bed

Fits Model Years 2009-2014

- J.** V9L3Z-99501A42-GA For 6½' Styleside Bed, Use With Cargo Management System

Fits Model Years 2009-2011



Tonneau/Bed Cover, Premium Soft Roll-Up by TruXedo®¹
Low-profile design with between-the-rail mount has patented automatic tension control to keep the leather-grain-style fabric taut in hot/cold; 1-finger, anodized trigger latch.

- + K.** VJL3Z-84501A42-C For 5½' Styleside Bed
- + K.** VJL3Z-99501A42-E For 6½' Styleside Bed
- + K.** VJL3Z-99501A42-F For 8' Styleside Bed

Fits Model Years 2015-2020

- L.** VJL3Z-84501A42-B For 5½' Styleside Bed
- L.** VJL3Z-99501A42-C For 6½' Styleside Bed
- L.** VJL3Z-99501A42-D For 8' Styleside Bed

Fits Model Years 2015-2019

- M.** VCL3Z-99501A42-AA For 5½' Styleside Bed
- M.** VCL3Z-99501A42-BA For 6½' Styleside Bed
- M.** VCL3Z-99501A42-CA For 8' Styleside Bed

Fits Model Years 2009-2014



+ New content added to this issue. | ¹Ford Licensed Accessory. | ²Vehicle application and restrictions apply. Additional components are required. See dealer for details. | ³Consult your Owner's Manual for specific weight ratings. | ⁴PEPS (Passive Entry/Passive Start) is the Push-Button Start System. | ⁵Distance may vary depending on vehicle location and environment. | ⁶Consult Owner's Manual for details on vehicle carrying capacities.



Tonneau/Bed Cover, Painted Hard One-Piece by UnderCover™ For 5½' Bed

Color-matching, hinged cover is strong, lightweight ABS polymer plastic with contoured edges and patented X-Effect infrastructure; has LED lighting.

A. VHL3Z-84501A42-AH	Agate Black Metallic	X. VFL3Z-84501A42-AD	Green Gem Metallic
+ B. VHL3Z-84501A42-AJ	Velocity Blue	Y. VFL3Z-84501A42-AM	Blue Flame Metallic
C. VHL3Z-84501A42-AK	Abyss Gray	Fits Model Years	2015-2016
D. VHL3Z-84501A42-AL	Silver Spruce	Z. VFL3Z-84501A42-AF	Guard Metallic
+ E. VHL3Z-84501A42-AM	Performance Blue	A1. VFL3Z-84501A42-AL	Tuxedo Black Metallic
Fits Model Years	2019-2020	Fits Model Year	2015
F. VHL3Z-84501A42-AE	Stone Gray	BI. VDL3Z-99501A42-AT	Sunset Metallic
G. VHL3Z-84501A42-AF	Magma Red	Fits Model Year	2014
H. VHL3Z-84501A42-AG	Primed (Paint to Match)	CI. VDL3Z-99501A42-AF	Kodiak Brown Metallic
Fits Model Years	2018-2020	Q. VDL3Z-99501A42-AG	Blue Jeans Metallic
I. VHL3Z-84501A42-AD	Lead Foot	R. VDL3Z-99501A42-AJ	Ruby Red Metallic Tinted Clearcoat
Fits Model Year	2018	DI. VDL3Z-99501A42-AK	Terrain (SVT RAPTOR)
J. VHL3Z-84501A42-AC	White Gold Metallic	Fits Model Years	2013-2014
Fits Model Years	2017-2019	X. VDL3Z-99501A42-AH	Green Gem Metallic
K. VHL3Z-84501A42-AB	Lightning Blue Metallic	Fits Model Years	2012-2014
Fits Model Years	2017-2018	P. VDL3Z-99501A42-AB	Race Red
L. VHL3Z-84501A42-AA	Avalanche	EI. VDL3Z-99501A42-AD	Pale Adobe Metallic
Fits Model Year	2017	Fits Model Years	2011-2014
M. VFL3Z-84501A42-AR	Absolute Black	FI. VDL3Z-99501A42-AE	Golden Bronze Metallic
Fits Model Years	2016-2018	Fits Model Years	2011-2012
N. VFL3Z-84501A42-AP	Lithium Gray Metallic	O. VDL3Z-99501A42-AA	Ingot Silver Metallic
Fits Model Years	2016-2017	A1. VDL3Z-99501A42-AP	Tuxedo Black Metallic
O. VFL3Z-84501A42-AA	Ingot Silver Metallic	U. VDL3Z-99501A42-AS	White Platinum Metallic Tri-coat
P. VFL3Z-84501A42-AB	Race Red	Fits Model Years	2010-2014
Q. VFL3Z-84501A42-AC	Blue Jeans Metallic	G1. VDL3Z-99501A42-AL	Vermilion Red
R. VFL3Z-84501A42-AE	Ruby Red Metallic Tinted Clearcoat	T. VDL3Z-99501A42-AN	Oxford White
S. VFL3Z-84501A42-AG	Magnetic Metallic	Y. VDL3Z-99501A42-AQ	Blue Flame Metallic
T. VFL3Z-84501A42-AK	Oxford White	H1. VDL3Z-99501A42-AR	Sterling Gray Metallic
U. VFL3Z-84501A42-AN	White Platinum Metallic Tri-coat	Fits Model Years	2008-2014
Fits Model Years	2015-2020	I1. VDL3Z-99501A42-AC	Red Candy Metallic Tinted Clearcoat
V. VFL3Z-84501A42-AH	Bronze Fire Metallic	J1. VDL3Z-99501A42-AM	Dark Blue Pearl Metallic
W. VFL3Z-84501A42-AJ	Caribou Metallic	Fits Model Years	2008-2012
Fits Model Years	2015-2017		



+ New content added to this issue. | *Ford Licensed Accessory. | ^Vehicle application and restrictions apply. Additional components are required. See dealer for details. | ^Consult your Owner's Manual for specific weight ratings. | *PEPS (Passive Entry/Passive Start) is the Push-Button Start System. | ^Distance may vary depending on vehicle location and environment. | ^Consult Owner's Manual for details on vehicle carrying capacities.



Tonneau/Bed Cover, Painted Hard One-Piece <small>by UnderCover™</small> For 6½' Bed			
Color-matching, hinged cover is strong, lightweight ABS polymer plastic with contoured edges and patented X-Effect infrastructure; has LED lighting.			
+ A.	VHL3Z-99501A42-AU	Performance Blue	X. VFL3Z-99501A42-AN Blue Flame Metallic
B.	VHL3Z-99501A42-AW	Agate Black Metallic	Fits Model Years 2015-2016
+ C.	VHL3Z-99501A42-AX	Velocity Blue	Y. VFL3Z-99501A42-AF Guard Metallic
D.	VHL3Z-99501A42-AY	Abyss Gray	Fits Model Year 2015
E.	VHL3Z-99501A42-AZ	Silver Spruce	Z. VDL3Z-99501A42-BS Sunset Metallic
Fits Model Years 2019-2020			Fits Model Year 2014
F.	VFL3Z-99501A42-AQ	Stone Gray	AI. VDL3Z-99501A42-BF Kodiak Brown Metallic
G.	VFL3Z-99501A42-AV	Magma Red	P. VDL3Z-99501A42-BG Blue Jeans Metallic
Fits Model Years 2018-2020			R. VDL3Z-99501A42-BJ Ruby Red Metallic Tinted Clearcoat
H.	VFL3Z-99501A42-AL	Lead Foot	Fits Model Years 2013-2014
Fits Model Year 2018			Q. VDL3Z-99501A42-BH Green Gem Metallic
I.	VHL3Z-99501A42-NC	White Gold Metallic	Fits Model Years 2012-2014
Fits Model Years 2017-2019			O. VDL3Z-99501A42-BB Race Red
J.	VHL3Z-99501A42-NA	Lightning Blue Metallic	BI. VDL3Z-99501A42-BD Pale Adobe Metallic
Fits Model Years 2017-2018			Fits Model Years 2011-2014
K.	VHL3Z-99501A42-NB	Avalanche	CI. VDL3Z-99501A42-BE Golden Bronze Metallic
Fits Model Year 2017			Fits Model Years 2011-2012
L.	VFL3Z-99501A42-AS	Absolute Black	N. VDL3Z-99501A42-BA Ingot Silver Metallic
Fits Model Years 2016-2018			L. VDL3Z-99501A42-BN Tuxedo Black Metallic
M.	VFL3Z-99501A42-AR	Lithium Gray Metallic	U. VDL3Z-99501A42-BR White Platinum Metallic Tri-coat
Fits Model Years 2016-2017			Fits Model Years 2010-2014
N.	VFL3Z-99501A42-AA	Ingot Silver Metallic	DI. VDL3Z-99501A42-BK Vermilion Red
O.	VFL3Z-99501A42-AB	Race Red	T. VDL3Z-99501A42-BM Oxford White
P.	VFL3Z-99501A42-AC	Blue Jeans Metallic	X. VDL3Z-99501A42-BP Blue Flame Metallic
Q.	VFL3Z-99501A42-AD	Green Gem Metallic	EI. VDL3Z-99501A42-BQ Sterling Gray Metallic
R.	VFL3Z-99501A42-AE	Ruby Red Metallic Tinted Clearcoat	Fits Model Years 2009-2014
S.	VFL3Z-99501A42-AG	Magnetic Metallic	FI. VDL3Z-99501A42-BL Dark Blue Pearl Metallic
T.	VFL3Z-99501A42-AK	Oxford White	Fits Model Years 2009-2012
U.	VFL3Z-99501A42-AP	White Platinum Metallic Tri-coat	
Fits Model Years 2015-2020			
V.	VFL3Z-99501A42-AH	Bronze Fire Metallic	
W.	VFL3Z-99501A42-AJ	Caribou Metallic	
Fits Model Years 2015-2017			





WHEN YOU'RE READY
TO PERSONALIZE:

Visit accessories.ford.com

—or—

See your Ford Dealer

ELECTRONICS

Audio Upgrade by KICKER®
Rugged 8" subwoofer and stiff-injection cone with flex-killing back bracing, ribbed Santoprene® surround, and Spiralead™ tinsel-lead tech; 100-watt RMS digital amp tuned for Livin' Loud® bass. *Not for use with F-150 Base XL vehicles. F-150 mid-XL/XLT models require single CD with SiriusXM® Radio.*

+ A. VKL3Z-18808-A Amp and Subwoofer, For SuperCab and SuperCrew®
Fits Model Years 2019-2020

A. VGL3Z-18808-A Amp and Subwoofer, For SuperCab and SuperCrew®
Fits Model Years 2015-2018

A. 9L3Z-18808-N Subwoofer Only, For SuperCrew®
A. 9L3Z-18808-P Subwoofer Only, For SuperCab
Fits Model Years 2009-2014

Audio Upgrade by KICKER® – Complete Kit
Audiophile system with a 10" subwoofer, 200-watt RMS digital sub amp, plus four 6" x 8" coaxial door speakers and a 4.1-channel digital amp; integrates flawlessly with existing sound system. *For vehicles with 4.2" or 8.0" display in center stack.*

B. DL3Z-18808-A For SuperCrew®
B. DL3Z-18808-B For SuperCab
Fits Model Years 2013-2014

Audio Upgrade by KICKER® – Complete Kit
Audiophile system with a 10" subwoofer, 200-watt RMS digital sub amp, plus four 6" x 8" coaxial door speakers and a 4.1-channel digital amp; integrates flawlessly with existing sound system. *For vehicles without 4.2" or 8.0" display in center stack.*

B. BL3Z-18808-G For SuperCrew®
B. BL3Z-18808-H For SuperCab
Fits Model Years 2011-2012

Backup Alarm by ECCO®
Self-adjusting, external-alert system measures ambient noise for suitable warning volume.

C. VFL3Z-14N137-A Plug 'n Play
Fits Model Years 2015-2020

C. VDL3Z-14N137-A Plug 'n Play, Not For Use With SVT RAPTOR
Fits Model Years 2009-2014

C. VAC3Z-14N137-A
Fits Model Years 2006-2008

Bullfrog® Hop by KICKER®
Take-anywhere speaker with signature bass (1.65" drivers, 1.4" x 2.8" subwoofers), 100' streaming, 360° soundfield, AUX jack and 12-hour battery; water-resistant/dust-tight IP67 rating.

D. VHL3Z-18808-A Portable Bluetooth® Speaker
Fits Model Years 2011-2020

Bullfrog® Jump by KICKER®
Take-anywhere speaker with signature bass (3" drivers, 3" x 4" subwoofers), 100' streaming, 360° soundfield, FM tuner, AUX jack and 20-hour battery; water-resistant/dust-tight IP66 rating.

E. VHL3Z-18808-B Portable Bluetooth® Speaker
Fits Model Years 2011-2020

Bumper-Mounted Warning Sensors by Rosen®
In Reverse, this system scans up to 7' behind your vehicle to help alert you to objects. (Driver-assist features are supplemental and do not replace the driver's attention, judgment, and need to control the vehicle.)
Requires installation Tool Kit VAS4Z-15A866-C.

F. VAS4Z-15A866-B Reverse Sensor
Fits Model Years 2006-2020

Cruise Control
Conveniently add the luxury of steering wheel-mounted speed control to your F-150.

G. BL3Z-9A818-AA
Fits Model Years 2011-2014

Dash Cam by Thinkware®
On the go and in parking surveillance mode, record action in Full HD (1080p) and Wide Dynamic Range (WDR) – coverage is complete with a 140-degree viewing angle and high-sensitivity performance in low-light and nighttime conditions; view footage on your computer. **Dash Cam only:** Discreet design with easy-to-use software for settings; embeds GPS data. **Dash Cam with Rear Camera:** Look both ways; camera records out the back window in 720p. **Dash Cam with Infrared Camera:** Look inside too; camera records interior events in 720p.

+ H. VHL3Z-19G490-C Dash Cam
+ I. VHL3Z-19G490-D Dash Cam and Rear-Facing Camera
+ J. VHL3Z-19G490-E Dash Cam and Infrared Camera
Fits Model Years 2019-2020

Hands-Free System by Mobile-Ease™
Control your smartphone with voice commands; utilizes a microphone and the audio system. (Don't drive while distracted. Use voice-operated systems when possible; don't use handheld devices while driving. Some features may be locked out while the vehicle is in gear. Not all features are compatible with all phones.)

K. 7L2Z-19G399-A Advanced
Fits Model Years 2008



HitchScan™ Rear Park Assist Sensor and Hitch Step by Rosen®
System activates whenever you shift into Reverse, providing an audible alert and visual indication when it detects an object within the scanning area behind you; with support step. (Driver-assist features are supplemental and do not replace the driver's attention, judgment, and need to control the vehicle.)
Fits 1¼" and 2" hitch receivers.

L. VAG1Z-15K859-A Reverse Sensor
Fits Model Years 2005-2020

Keyless Entry Keypad
Programmable, backlit keypad unlocks or locks your vehicle; no wiring or drilling necessary.

+ M. KB3Z-14A626-A For Vehicles Without Factory Remote Start,
Can Be Used With Dealer-Installed Remote Start Kits
+ M. KB3Z-14A626-B For Vehicles With Factory Remote Start
Fits Model Year 2020


N. ES7Z-14A626-A
Fits Model Years 2005-2019



+ New content added to this issue. | *Ford Licensed Accessory. | ^Vehicle application and restrictions apply. Additional components are required. See dealer for details. | ^Consult your Owner's Manual for specific weight ratings. | ^PEPS (Passive Entry/Passive Start) is the Push-Button Start System. | ^Distance may vary depending on vehicle location and environment. | ^Consult Owner's Manual for details on vehicle carrying capacities.



Lighting, Fog Lamps by Putco®¹
High-power Luminix® LED lighting is encased in aluminum and utilizes existing fog-lamp housings.
A. VFL3Z-15200-C LED
Fits Model Years 2015-2020



Lighting, Headlamps
Get in on some subtly intense blackout action up front with these darkened lenses and bezels.
B. AL3Z-13008-AJ Black
Fits Model Years 2009-2014

Lighting, Taillamps
Display some subtly intense blackout action in back with these darkened lenses and bezels.
C. AL3Z-13404-AE Black
Fits Model Years 2010-2014



Lighting, LED Warning Strobes by SoundOff Signal®¹
On the job, high-mounted strobes make your truck more visible – up to 1,000' in daylight and up to 1 mile in darkness; 2 forward strobes at back of hood, 2 rear strobes near CHMSL. *For fleet use. Not compatible with LED work task light.*
D. VJL3Z-13C788-A LED Safety Flashers – Amber and White
Fits Model Years 2015-2020



Lighting, LED Warning Strobes by SoundOff Signal®¹
On the job, high-mounted strobes make your truck more visible – up to 1,000' in daylight and up to 1 mile in darkness; 2 forward strobes at back of hood, 2 rear strobes near CHMSL. *For fleet use. Not compatible with LED work task light.*
D. VGL3Z-13C788-A LED Safety Flashers – Amber
Fits Model Years 2015-2020



Lighting, LED Work Task Light by SoundOff Signal®¹
Brighten the box much more: Custom bezel houses 2 radiant LED spotlights; with on/off switch. *Not compatible with LED warning strobes.*
E. VFL3Z-13C788-A LED Work Light
Fits Model Years 2015-2020

Rear Seat Entertainment – Dual Headrest DVD by VOXXAutomotive™¹
This control is an exact match to the original; the perfect replacement or ideal add-on.
F. VAG1Z-19A164-B Remote Control
Fits Model Years 2011-2020



Rear Seat Entertainment – NextBase® Duo Cinema by VOXXAutomotive™¹
Two adjustable LED 10.1" screens – with a DVD player, plus HDMI and USB inputs, on the master unit – mount on 2-post headrests; you can show the same thing on both screens.
G. VGJ5Z-10E947-A Dual Portable DVD Players
Fits Model Years 2011-2020
VJL3Z-14A411-C Optional Integrated Seat Harness
Fits Model Years 2015-2020

Remote Start System
Warm or cool your vehicle interior from afar at the push of a button; range up to 1,000'.⁵
Series 100: Vehicle parking lights turn on to indicate engine is running.
Series 200: Vehicle parking lights turn on to indicate engine is running; also has Ford Perimeter Plus security, car find, panic, and 2 owner-programmable buttons on fob.
Bi-Directional: No need to see vehicle – fob flashes/beeps when engine starts; with car find.
H. AW3Z-19G364-A Series 100, One-Button. For MyKey® Equipped Vehicles. Requires PATS Interface Kit 8L3Z-19G365-BA.
I. AL3Z-19G364-A Series 200 With Remote Keyless Entry and Vehicle Security. For MyKey® Equipped Vehicles. Requires PATS Interface Kit 8L3Z-19G365-BA.
J. AC3Z-19G364-A Bi-Directional. For MyKey® Equipped Vehicles. Requires PATS Interface Kit 8L3Z-19G365-BA.
Fits Model Year 2010



H. 7W3Z-19G364-AA Series 100, One-Button. Requires PATS Interface Kit 8L3Z-19G365-BA.
J. 9C3Z-19G364-A Bi-Directional. Requires PATS Interface Kit 8L3Z-19G365-BA.
Fits Model Year 2009
I. 7L3Z-19G364-AA Series 200 With Remote Keyless Entry and Vehicle Security. Requires PATS Interface Kit 8L3Z-19G365-BA.
Fits Model Years 2007-2009
J. 9G1Z-19G364-A Bi-Directional. Includes PATS Interface Kit.
Fits Model Years 2007-2008

Remote Start System
Heat or cool your vehicle from up to 300'⁵ – parking lights remain on when engine is running; run time is customer programmable, and system also features car find and a panic alarm. *Does not Include siren and shock sensor.*
H. BC3Z-19G364-A Series 100, Plug 'n Play. For Vehicles With Power Door Locks.
Fits Model Years 2011-2014

Remote Start System, Hood Switch Kit
Makes remote start inoperable or triggers an alarm when your vehicle hood is ajar.
K. BL3Z-19G366-A Only Required if Vehicle Is Not Already Equipped
Fits Model Years 2011-2014

Vehicle Security System – Ford Perimeter Plus
Has components not available from the factory – if glass or a body panel is impacted, 2-stage shock sensor interprets severity. Alarm also sounds if hood/tailgate/doors forced open.
L. 7L3Z-19A361-AA For Vehicles Equipped With Factory Remote Keyless. Uses Factory Key Fob.
Fits Model Years 2007-2010



WHEN YOU'RE READY
TO PERSONALIZE:

Visit accessories.ford.com

–or–

See your Ford Dealer

† New content added to this issue. | ¹Ford Licensed Accessory. | ²Vehicle application and restrictions apply. Additional components are required. See dealer for details. | ³Consult your Owner's Manual for specific weight ratings. | ⁴PEPS (Passive Entry/Passive Start) is the Push-Button Start System. | ⁵Distance may vary depending on vehicle location and environment. | ⁶Consult Owner's Manual for details on vehicle carrying capacities.



Wireless Charging by JVIS^{®1}
Charge your smartphone without plugging it in; fits nicely inside the console or armrest.
For vehicles with flow-through console.
A. VEL3Z-19A464-C Wireless Charging Pad. Mounts in Console.
Fits Model Years 2009-2020

VEHICLE SECURITY SYSTEM – FORD PERIMETER PLUS AND REMOTE START SYSTEMS

Vehicle Security System – Ford Perimeter Plus
Has components not available from the factory – if glass or a body panel is impacted, 2-stage shock sensor interprets severity. Alarm also sounds if hood/tailgate/doors forced open.
Requires dealer installation. Basic remote start (up to 300'¹⁵ range) is available for factory fobs when activated by dealer. Vehicle must be equipped with factory power door locks.

- + B. KN1Z-19A361-A** Plug 'n Play Module With Harness
Fits Model Years 2019-2020
- B. JS7Z-19A361-A** Plug 'n Play Module With Harness
Fits Model Year 2018

Remote Start System – Long-Range
From up to 1,000'¹⁵ away, heat up or cool down your vehicle with the 1-button remotes that come with this system; parking lights turn on to indicate the engine is running.
Requires dealer installation. (May require additional equipment.) Includes Ford Perimeter Plus Vehicle Security System. Security system functions and basic remote start (up to 300'¹⁵ range) are available for factory fobs when activated by dealer.

- Requires:
+ B. KN1Z-19A361-A Plug 'n Play Module With Harness
C. JS7Z-15K601-C Long-Range Remote Start Kit, 2 Key Fobs Included in Kit
Fits Model Years 2019-2020
- Requires:
B. JS7Z-19A361-A Plug 'n Play Module With Harness
C. JS7Z-15K601-C Long-Range Remote Start Kit, 2 Key Fobs Included in Kit
Fits Model Year 2018

Remote Start System – Long-Range With Confirmation
At up to 1,000'¹⁵ there's no need to see your vehicle to know it's heating up or cooling down: The system's 2-button remote flashes/beeps to indicate engine idling; with long-range car find. *Requires dealer installation. (May require additional equipment.) Includes Ford Perimeter Plus Vehicle Security System. Security system functions and basic remote start (up to 300'¹⁵ range) are available for factory fobs when activated by dealer.*

- Requires:
+ B. KN1Z-19A361-A Plug 'n Play Module With Harness
D. JS7Z-15K601-B Long-Range With Confirmation Remote Start Kit
Fits Model Years 2019-2020
- Requires:
B. JS7Z-19A361-A Plug 'n Play Module With Harness
D. JS7Z-15K601-B Long-Range With Confirmation Remote Start Kit
Fits Model Year 2018



Remote Start System – Optional Ultra-Long-Range Extender
More than double your remote-start reach: Maximize it up to a full 2,500'¹⁵
Requires dealer installation. For Long-Range Remote Start System and Long-Range Remote Start System With Confirmation.
E. JS7Z-15603-A Ultra-Long-Range Extender Antenna Kit
Fits Model Years 2018-2020

Vehicle Security System – Ford Perimeter Plus – Optional LED Kit
A handy visual cue and break-in deterrent; LED indicator turns on when security is active.
Requires Vehicle Security System – Ford Perimeter Plus Module.
F. DM5Z-19D596-A LED Kit
Fits Model Years 2011-2020

Vehicle Security System – Ford Perimeter Plus
Has components not available from the factory – if glass or a body panel is impacted, 2-stage shock sensor interprets severity. Alarm also sounds if hood/tailgate/doors forced open.
Upgradeable to Remote Start Systems. Requires dealer installation. Wiring harness may vary according to application.
B. FT4Z-19A361-A Plug 'n Play Module With Harness
Fits Model Years 2015-2017

Remote Start System – One-Way, Long-Range
Heat or cool your vehicle from up to 1,000'¹⁵; parking lights remain on when engine is running.
Requires dealer installation and programming. (May require additional equipment.)
Requires:
B. FT4Z-19A361-A Vehicle Security System – Ford Perimeter Plus Module
G. DS7Z-15K601-F One-Way, Long-Range Key Fob
H. DL3Z-15603-C Antenna Kit
Fits Model Years 2015-2017

Remote Start System – Bi-Directional
No need to see your vehicle when warming it or chilling it from up to 1,000'¹⁵ because the fob flashes/beeps when engine starts; with long-range car find and a panic alarm.
Requires dealer installation and programming. (May require additional equipment.)
Requires:
B. FT4Z-19A361-A Vehicle Security System – Ford Perimeter Plus Module
I. DL3Z-15K601-A Bi-Directional Key Fob
H. DL3Z-15603-C Antenna Kit
Fits Model Years 2015-2017




WHEN YOU'RE READY
TO PERSONALIZE:

Visit accessories.ford.com

—or—

See your Ford Dealer

⁺ New content added to this issue. | ¹Ford Licensed Accessory. | ²Vehicle application and restrictions apply. Additional components are required. See dealer for details. | ³Consult your Owner's Manual for specific weight ratings. | ⁴PEPS (Passive Entry/Passive Start) is the Push-Button Start System. | ⁵Distance may vary depending on vehicle location and environment. | ⁶Consult Owner's Manual for details on vehicle carrying capacities.



Vehicle Security System – Ford Perimeter Plus

Has components not available from the factory – if glass or a body panel is impacted, 2-stage shock sensor interprets severity. Alarm also sounds if hood/tailgate/doors forced open. Upgradeable to remote start systems. Requires dealer installation. Wiring harness may vary according to application.

- A. DL3Z-19A361-A Plug 'n Play Module With Harness

Fits Model Years 2011-2014

Remote Start System – One-Way, Long-Range

Heat or cool your vehicle from up to 1,000'⁵; parking lights remain on when engine is running. Requires dealer installation and programming. (May require additional equipment.)

Requires:

- A. DL3Z-19A361-A Vehicle Security System – Ford Perimeter Plus Module
- B. DS7Z-15K601-F One-Way, Long-Range Key Fob
- C. DL3Z-15603-C Antenna Kit

Fits Model Years 2011-2014

Remote Start System – Bi-Directional

No need to see your vehicle when warming it or chilling it from up to 1,000'⁵ because the fob flashes/beeps when engine starts; with long-range car find and a panic alarm. Requires dealer installation and programming. (May require additional equipment.)

Requires:

- A. DL3Z-19A361-A Vehicle Security System – Ford Perimeter Plus Module
- D. DL3Z-15K601-A Bi-Directional Key Fob
- C. DL3Z-15603-C Antenna Kit

Fits Model Years 2011-2014

Remote Start System – RFR Antenna and Harness Kit

A necessary piece for the Remote Start System to function; kit added when appropriate.

- E. DA8Z-15603-A Only Required if Vehicle Is Not Already Equipped

Fits Model Years 2011-2014

EXTERIOR

Deflector, Aeroskin® Hood Protector by Lund^{®1}

Sleek profile adds appeal and hugs the contours, helping to shield against bugs, stones and debris.

- F. VHL3Z-16C900-A Smoke-Color, For Use With SVT RAPTOR

Fits Model Years 2017-2020

- G. VGL3Z-16C900-A Smoke-Color, Not For Use With SVT RAPTOR

Fits Model Years 2015-2020

- F. VCL3Z-16C900-A Smoke-Color, For Use With SVT RAPTOR

Fits Model Years 2010-2014

- H. VBL3Z-16C900-A Smoke-Color

Fits Model Years 2009-2014

Deflector, Aeroskin® II Hood Protector by Lund^{®1}

It flows with the contours and features a raised lip across the center; helps ricochet debris away.

- I. VJL3Z-16C900-A Smoke-Color, Not For Use With SVT RAPTOR

Fits Model Years 2015-2020

Deflector, Hood

Distinctive look redirects airstream to help carry bugs, stones and debris up and over the roof.

- J. GL3Z-16C900-A Smoke-Color, Not For Use With SVT RAPTOR
- K. GL3Z-16C900-B Chrome, Not For Use With SVT RAPTOR

Fits Model Years 2015-2020

- GL3Z-99000A25-B Field Service Installation Kit

Fits Model Years 2015-2018

- 9L3Z-99000A25-A Chrome Hardware Kit, For Use With Hood Deflectors

Fits Model Years 2009-2016

- K. AL3Z-16C900-D Chrome

Fits Model Years 2009-2014

- L. 4L3Z-16C900-G Chrome

Fits Model Years 2004-2008

Deflector, Hood, Low-Profile

Slimmed style redirects airstream to help carry bugs, stones and debris up and over the roof.

- M. 9L3Z-16C900-A Smoke-Color

Fits Model Years 2009-2014

- N. 4L3Z-16C900-DA Smoke-Color

Fits Model Years 2004-2008

Deflectors, Side Window by EGR^{®1}

On the go or when parked, let fresh air in and keep rain out; also helps keep sun out of eyes.

- O. VGL3Z-18246-F Smoke-Color, Front Only, 2-Piece Set, For Regular Cab
- O. VGL3Z-18246-B Smoke-Color, Front and Rear, 4-Piece Set, For SuperCab
- O. VGL3Z-18246-G Smoke-Color, Front and Rear, 4-Piece Set, For SuperCrew[®]

Fits Model Years 2015-2020

- P. VGL3Z-18246-A Smoke-Color, Front Only, 2-Piece Set, For Regular Cab
- P. VGL3Z-18246-D Smoke-Color, Front and Rear, 4-Piece Set, For SuperCab
- P. VGL3Z-18246-E Smoke-Color, Front and Rear, 4-Piece Set, For SuperCrew[®]

Fits Model Years 2009-2014

- P. VGL3Z-18246-H Smoke-Color, Front and Rear, 4-Piece Set, For SuperCab
- P. VGL3Z-18246-C Smoke-Color, Front and Rear, 4-Piece Set, For SuperCrew[®]


Fits Model Years 2004-2008

Deflectors, Side Window by Lund^{®1} Low-Profile

Super-snug design allows fresh air in while rain is diverted; also helps keep sun out of eyes.

- Q. VJL3Z-18246-C Smoke-Color, Front Only, 2-Piece Set, For Regular Cab
- Q. VJL3Z-18246-B Smoke-Color, Front and Rear, 4-Piece Set, For SuperCab
- Q. VJL3Z-18246-A Smoke-Color, Front and Rear, 4-Piece Set, For SuperCrew[®]

Fits Model Years 2015-2020




+ New content added to this issue. | ¹Ford Licensed Accessory. | ²Vehicle application and restrictions apply. Additional components are required. See dealer for details. | ³Consult your Owner's Manual for specific weight ratings. | ⁴PEPS (Passive Entry/Passive Start) is the Push-Button Start System. | ⁵Distance may vary depending on vehicle location and environment. | ⁶Consult Owner's Manual for details on vehicle carrying capacities.



Deflectors, Side Window by Putco^{®1}
On the go or when parked, let fresh air in and keep rain out; also helps keep sun out of eyes.

A.	VFL3Z-18246-C	Chrome, Front Only, 2-Piece Set, For Regular Cab
B.	VFL3Z-18246-B	Chrome, Front and Rear, 4-Piece Set, For SuperCab
B.	VFL3Z-18246-F	Chrome, Front and Rear, 4-Piece Set, For SuperCrew [®]


Fits Model Years 2015-2020



Door Molding by Air Design^{®1}
Purposed to be protective and designed to be distinctive, stick them on to put them to work.

+ C.	VJL3Z-1820049-A	Matte Black, For SuperCrew [®]
+ C.	VJL3Z-1820049-B	Matte Black, For SuperCab

Fits Model Years 2015-2020



Exhaust Tip
A glint of chrome-plated, corrosion-resistant stainless steel catches the eye; just slide it on.

D.	GL3Z-5K238-A	Bright Chrome, Square, Fits 3.5L and 5.0L Engines
-----------	--------------	---

Fits Model Years 2015-2020

E.	KL3Z-5K238-A	Chrome, Round, Fits 3.5L and 5.0L Engines
-----------	--------------	---

Fits Model Years 2011-2020

E.	KL3Z-5K238-B	Chrome, Round, Fits All Engines Except 3.5L and 5.0L
-----------	--------------	--

Fits Model Years 2004-2020



Exterior Trim Kit by Putco^{®1} **B-Pillar Trim**
Customize your truck with top-quality 304 stainless steel that comes finely polished in brilliant chrome or shaded alluringly in black; precision-fit, peel-and-stick installation.

F.	VFL3Z-9920554-A	Black Platinum Stainless Steel, Without Keypad, For Regular Cab
G.	VFL3Z-9920554-B	Black Platinum Stainless Steel, With Keypad, For Regular Cab
F.	VFL3Z-9920554-C	Black Platinum Stainless Steel, Without Keypad, For SuperCab
G.	VFL3Z-9920554-D	Black Platinum Stainless Steel, With Keypad, For SuperCab
H.	VFL3Z-9920554-E	Polished Stainless Steel, Without Keypad, For Regular Cab
I.	VFL3Z-9920554-F	Polished Stainless Steel, With Keypad, For Regular Cab
H.	VFL3Z-9920554-G	Polished Stainless Steel, Without Keypad, For SuperCab
I.	VFL3Z-9920554-H	Polished Stainless Steel, With Keypad, For SuperCab


Fits Model Years 2015-2020



Exterior Trim Kit by Putco^{®1} **Door Window Trim**
Customize your truck with the distinction of top-quality 304 stainless steel that's finely polished to a brilliant luster; precision-fit, peel-and-stick installation.

J.	VFL3Z-5420049-A	Chrome, For Regular Cab
J.	VFL3Z-5420049-B	Chrome, For SuperCab
J.	VFL3Z-5420049-C	Chrome, For SuperCrew [®]
J.	VFL3Z-5420049-K	Chrome, For Regular Cab With Trailer Tow Mirrors
J.	VFL3Z-5420049-L	Chrome, For SuperCab With Trailer Tow Mirrors
J.	VFL3Z-5420049-M	Chrome, For SuperCrew [®] With Trailer Tow Mirrors

Fits Model Years 2015-2020



Exterior Trim Kit by Putco^{®1} **Fuel Door Cover**
Customize your truck with the distinction of top-quality 304 stainless steel that's finely polished to a brilliant luster; precision-fit, peel-and-stick installation.

K.	VFL3Z-99405A26-A	Chrome
-----------	------------------	--------

Fits Model Years 2015-2020

Exterior Trim Kit by Putco^{®1} **Mirror Caps**
Customize your truck with the distinction of top-quality 304 stainless steel that's finely polished to a brilliant luster; precision-fit, peel-and-stick installation.

+ L.	VFL3Z-17D742-F	Chrome, For Telescoping Trailer Tow Mirrors
-------------	----------------	---

Fits Model Years 2018-2020

+ M. VFL3Z-17D742-D Chrome, Non-Trailer Tow Mirrors
Fits Model Years 2015-2019

Exterior Trim Kit by Putco^{®1} **Side Molding**
Customize your truck with top-quality 304 stainless steel that comes finely polished in brilliant chrome or shaded alluringly in black; precision-fit, peel-and-stick installation.

N.	VFL3Z-5420049-D	Black Platinum Stainless Steel Body Side and Bed, For 6½' Regular Cab Bed
N.	VFL3Z-5420049-E	Black Platinum Stainless Steel Body Side and Bed, For 8' Regular Cab, Bed
N.	VFL3Z-5420049-F	Black Platinum Stainless Steel Body Side and Bed, For 6½' SuperCab Bed
N.	VFL3Z-5420049-J	Black Platinum Stainless Steel Body Side and Bed, For 8' SuperCab Bed
N.	VFL3Z-5420049-H	Black Platinum Stainless Steel Body Side and Bed, For 5½' SuperCrew [®] Bed
N.	VFL3Z-5420049-G	Black Platinum Stainless Steel Body Side and Bed, For 6½' SuperCrew [®] Bed
O.	VFL3Z-9910146-B	Polished Stainless Steel Body Side and Bed, For 6½' Regular Cab Bed
O.	VFL3Z-9910146-A	Polished Stainless Steel Body Side and Bed, For 8' Regular Cab Bed
O.	VFL3Z-9910146-C	Polished Stainless Steel Body Side and Bed, For 6½' SuperCab Bed
O.	VFL3Z-9910146-G	Polished Stainless Steel Body Side and Bed, For 8' SuperCab Bed
O.	VFL3Z-9910146-F	Polished Stainless Steel Body Side and Bed, For 5½' SuperCrew [®] Bed
O.	VFL3Z-9910146-E	Polished Stainless Steel Body Side and Bed, For 6½' SuperCrew [®] Bed

Fits Model Years 2015-2020




WHEN YOU'RE READY
TO PERSONALIZE:

Visit accessories.ford.com

—or—

See your Ford Dealer

⁺ New content added to this issue. | ¹Ford Licensed Accessory. | ²Vehicle application and restrictions apply. Additional components are required. See dealer for details. | ³Consult your Owner's Manual for specific weight ratings. | ⁴PEPS (Passive Entry/Passive Start) is the Push-Button Start System. | ⁶Distance may vary depending on vehicle location and environment. | ⁸Consult Owner's Manual for details on vehicle carrying capacities.



Exterior Trim Kit by Putco,® Tailgate

Customize your truck with top-quality 304 stainless steel that comes finely polished in brilliant chrome or shaded alluringly in black; precision-fit, peel-and-stick installation.

- A. VFL3Z-99290D90-A Black Platinum Stainless Steel, 3-Piece
- B. VFL3Z-99290D90-B Black Platinum Stainless Steel, 1-Piece Lower
- C. VFL3Z-99425A34-B Polished Stainless Steel, 1-Piece Lower

Fits Model Years 2015-2020

- D. VFL3Z-99425A34-A Polished Stainless Steel, 3-Piece

Fits Model Years 2015-2017

Exterior Trim Kit by Putco,® Tailgate Latch

Customize your truck with the distinction of top-quality 304 stainless steel that's finely polished to a brilliant luster; precision-fit, peel-and-stick installation.

- E. VJL3Z-1522404-B Chrome Handle, Manual Release
- E. VJL3Z-1522404-C Chrome Handle, Power Release

Fits Model Years 2018-2020

- E. VJL3Z-1522404-A Chrome Handle With LED Lamp, For Manual Latch

Fits Model Year 2017

- E. VFL3Z-1522404-C Chrome, Bezel Only, For Manual Latch
- E. VFL3Z-1522404-E Chrome, Bezel Only, For Power Latch

Fits Model Years 2015-2020

Exterior Trim Kit by Putco,® Tailgate Lettering

Customize your truck with top-quality 304 stainless steel that comes finely polished in brilliant chrome or shaded alluringly in black; precision-fit, peel-and-stick installation.

- F. VJL3Z-9942528-A Polished Stainless Steel
- G. VJL3Z-9942528-B Black Platinum Stainless Steel

Fits Model Years 2018-2020

Exterior Trim Kit by Putco,® Wheel Lip Moldings

Customize your truck with top-quality 304 stainless steel that comes finely polished in brilliant chrome or shaded alluringly in black; precision-fit, peel-and-stick installation.

- + H. VJL3Z-16268-C Polished Stainless Steel

Fits Model Years 2018-2020

- I. VGL3Z-16268-A Chrome
- J. VGL3Z-16268-B Black Chrome

Fits Model Years 2015-2017

Fender Flares by Bushwacker¹

On-road or off, these rugged flares convey an iconic bolt-on look – and they supply an additional 1.5" of tire coverage to help protect against kicked-up dirt and debris; easy, no-drill installation. *Not compatible with Lane-Keeping System (68T Technology Package).*

- K. VJL3Z-16268-A Black Textured Finish, 4-Piece Set, Assembled and Ready For Installation
- L. VJL3Z-16268-B Primed Smooth Finish, 4-Piece Set, Unassembled and Ready For Prep/Paint (shown painted)

Fits Model Years 2018-2020

- M. VFL3Z-16268-A Black Textured Finish, 4-Piece Set, Assembled and Ready For Installation
- L. VFL3Z-16268-B Primed Smooth Finish, 4-Piece Set, Unassembled and Ready For Prep/Paint (shown painted)

Fits Model Years 2015-2017

Fender Flares by Safariland Group¹

Bold and street legal, the additional tire coverage helps shield your vehicle against debris kicked up from road or worksite; weather-resistant, and paintable to match your exterior. *Not for use with SVT RAPTOR.*

- N. VDL3Z-16268-A 4-Piece Set

Fits Model Years 2011-2014

Fuel Plug, Locking

Help ward away tampering with this precision-fit plug; easy on/off at the twist of a key.

- O. 8U5Z-9C268-B

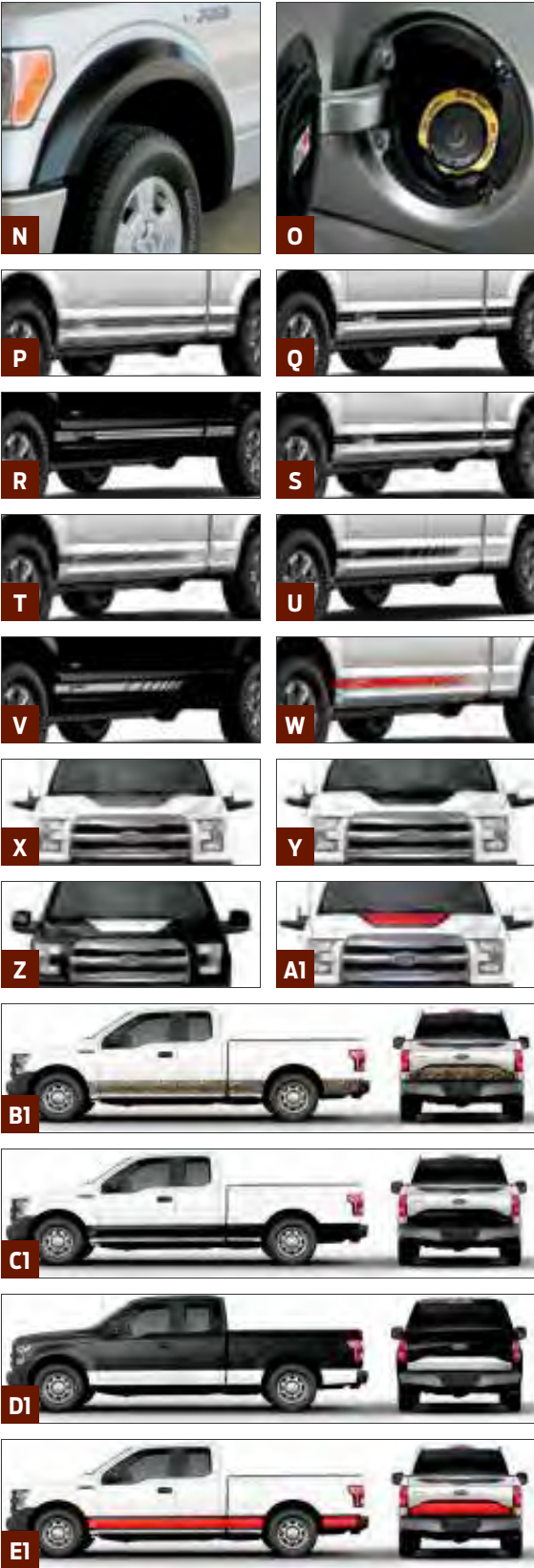
Fits Model Years 2009-2014

Graphics, Stripe Kit by VISO¹



Personalize the look of your vehicle; wide selection of standout designs – from hood to tail. *See dealer for additional details.*

- P. VGL3Z-9920000-A Mossy Oak Camo, F-150 Tri-Bar Stripe
- Q. VGL3Z-9920000-B Matte Black, F-150 Tri-Bar Stripe
- R. VGL3Z-9920000-C Gloss White, F-150 Tri-Bar Stripe
- S. VGL3Z-9920000-D Red/Black, F-150 Tri-Bar Stripe
- T. VGL3Z-9920000-J Mossy Oak Camo, Speed Stripe
- U. VGL3Z-9920000-K Matte Black, Speed Stripe
- V. VGL3Z-9920000-L Gloss White, Speed Stripe
- W. VGL3Z-9920000-M Red/Black, Speed Stripe
- X. VFL3Z-9920000-E Mossy Oak Camo, Hood/Cowl Stripe
- Y. VFL3Z-9920000-F Matte Black, Hood/Cowl Stripe
- Z. VFL3Z-9920000-G Gloss White, Hood/Cowl Stripe
- A1. VFL3Z-9920000-H Red/Black, Hood/Cowl Stripe
- B1. VFL3Z-9920000-N Mossy Oak Camo, Two-Tone Stripe
- C1. VFL3Z-9920000-P Matte Black, Two-Tone Stripe
- D1. VFL3Z-9920000-R Gloss White, Two-Tone Stripe
- E1. VFL3Z-9920000-S Red/Black, Two-Tone Stripe

Fits Model Years 2015-2020



+ New content added to this issue. | ¹Ford Licensed Accessory. | ²Vehicle application and restrictions apply. Additional components are required. See dealer for details. | ³Consult your Owner's Manual for specific weight ratings. | ⁴PEPS (Passive Entry/Passive Start) is the Push-Button Start System. | ⁵Distance may vary depending on vehicle location and environment. | ⁶Consult Owner's Manual for details on vehicle carrying capacities.



Grille Inserts

Give the face of your hard-working truck an even more stand-out appearance; easy installation. *Not for use with SVT RAPTOR.*

- A. DL3Z-8200-AB 3-Bar, Chrome
- B. DL3Z-8200-BB 2-Bar, Chrome, C-Clamp

Fits Model Years 2013-2014

- C. CL3Z-8200-BB Chrome, Mesh
- D. CL3Z-8200-CB 6-Bar, Chrome, Billet-Style

Fits Model Years 2009-2014

Hood Scoop

Sure to impress, this mod runs nearly the length of the hood and features a faux honeycomb grille.

- + E. VJL3Z-16C630-A Satin Black

Fits Model Years 2015-2020

Rocker Panel Armor

Buttress your truck's defense down low, outside and inside: Proprietary TPO material is ruggedized for durability, and it's texturized for delight-ability; no-drill, adhesive installation.

- F. VJL3Z-1613208-A Black, Front and Rear, 4-Piece Set, For SuperCrew®
- G. VJL3Z-1613208-B Black, Front and Rear, 4-Piece Set, For SuperCab

Fits Model Years 2015-2020

Roof, Spoiler

Top off your cab with some really sweet eye candy; flush fitment – shaped around the CHMSL.

- H. VJL3Z-9944210-A Matte Black, Textured Finish (Not Paintable)

Fits Model Years 2015-2020

Side Steps, Retractable

Add one to each side: Hideaway step is positioned under the bed – right behind the cab; whenever you need to use it, pop it in place by pressing down on the release with your foot.

- I. FL3Z-1520040-M Driver Side Only, For 5½' Bed
- J. FL3Z-1520040-J Driver Side Only, For 6½' Bed
- J. FL3Z-1520040-G Driver Side Only, For 8' Bed
- I. FL3Z-1520040-D Passenger Side Only, For 5½' Bed
- J. FL3Z-1520040-F Passenger Side Only, For 6½' Bed
- J. FL3Z-1520040-H Passenger Side Only, For 8' Bed

Fits Model Years 2015-2020

- K. 9L3Z-1520040-B Driver Side Only, For 6½' Styleside Bed
- K. 9L3Z-1520040-C Driver Side Only, For 8' Styleside Bed
- K. 9L3Z-1520040-D Passenger Side Only, For 6½' Styleside Bed
- K. 9L3Z-1520040-E Passenger Side Only, For 8' Styleside Bed

Fits Model Years 2009-2014

Splash Guards, Flat

The classic way to minimize road spray, helping to protect your paintwork from chips. *Not for use with SVT RAPTOR.*

- L. FL3Z-16A550-C Black, Front or Rear, 2-Piece Set, With Ford Oval Logo

Fits Model Years 2004-2020

Splash Guards, Gatorback®

A hardworking looker, each textured-and-ribbed flap boasts premium virgin rubber, a decorated 304 stainless steel plate, aluminum backing and pre-punched holes.

- M. VHL3Z-16A550-A Front Pair, With F-150 Black Decal
- N. VHL3Z-16A550-B Front Pair, With Ford Oval Black Decal
- O. VHL3Z-16A550-C Front Pair, With Ford Oval Black Wrap Decal
- P. VHL3Z-16A550-D Front Pair, Gunmetal Ford Oval With Black Decal
- Q. VHL3Z-16A550-E Front Pair, With FX4 Black Wrap Decal
- R. VHL3Z-16A550-F Front Pair, With FX4 Black Decal
- S. VHL3Z-16A550-H Rear Pair, With F-150 Black Decal
- T. VHL3Z-16A550-J Rear Pair, With Ford Oval Black Decal
- U. VHL3Z-16A550-K Rear Pair, With Ford Oval Black Wrap Decal
- V. VHL3Z-16A550-L Rear Pair, Gunmetal Ford Oval With Black Decal
- W. VHL3Z-16A550-M Rear Pair, With FX4 Black Wrap Decal
- X. VHL3Z-16A550-N Rear Pair, With FX4 Black Decal

Fits Model Years 2015-2020

Splash Guards, Gatorback®

A hardworking looker, each textured-and-ribbed flap boasts premium virgin rubber, a decorated 304 stainless steel plate, aluminum backing and pre-punched holes. *Minimum order of 100.*

- VHL3Z-16A550-G Front Pair, With Dealership Logo
- VHL3Z-16A550-P Rear Pair, With Dealership Logo

Fits Model Years 2015-2020






WHEN YOU'RE READY
TO PERSONALIZE:

Visit accessories.ford.com

–or–

See your Ford Dealer

+ New content added to this issue. | *Ford Licensed Accessory. | ²Vehicle application and restrictions apply. Additional components are required. See dealer for details. | ³Consult your Owner's Manual for specific weight ratings. | ⁴PEPS (Passive Entry/Passive Start) is the Push-Button Start System. | ⁶Distance may vary depending on vehicle location and environment. | ⁶Consult Owner's Manual for details on vehicle carrying capacities.



Splash Guards, Molded

Uniquely contoured to stylishly reduce road spray, helping to protect your finish from chips. *Not for use with SVT RAPTOR.*

- A. FL3Z-16A550-AA Carbon Black, Front Pair, With Wheel-Lip Molding
- B. FL3Z-16A550-BA Carbon Black, Rear Pair, With Wheel-Lip Molding
- C. FL3Z-16A550-CA Carbon Black, Front Pair, Without Wheel-Lip Molding
- D. FL3Z-16A550-DA Carbon Black, Rear Pair, Without Wheel-Lip Molding

Fits Model Years 2015-2020

- E. 4L3Z-16A550-CAA Black, Front and Rear, With Ford Oval Logo, For 4x2 and 4x4 Styleside Without Wheel-Lip Molding
- E. 5L3Z-16A550-AAA Black, Rear Pair, With Ford Oval Logo, For Styleside With Wheel-Lip Molding
- E. 5L3Z-16A550-BAA Black, Rear Pair, With Ford Oval Logo, For Styleside Without Wheel-Lip Molding
- E. 6L3Z-16A550-BA Black, Front and Rear, With Ford Oval Logo, For 4x2 and 4x4 Styleside With Factory Wheel-Lip Molding

Fits Model Years 2004-2014

Splash Guards, Premium Flat

Premium extra-long-and-wide guards not only look tough, they supply extreme protection. *Not for use with SVT RAPTOR.*

- F. FL3Z-16A550-A Black, Rear Pair, With Ford Oval Logo
- G. FL3Z-16A550-B Black, With Stainless Steel Insert, Rear Pair, With Ford Oval Logo

Fits Model Years 2015-2020

- H. CL3Z-16A550-S Black, Front Pair, With Ford Oval Logo
- I. CL3Z-16A550-T Black With Stainless Steel Insert, Front Pair, With Ford Oval Logo

Fits Model Years 2011-2020

- H. CL3Z-16A550-P Black, Rear Pair, With Ford Oval Logo
- I. CL3Z-16A550-R Black With Stainless Steel Insert, Rear Pair, With Ford Oval Logo

Fits Model Years 2011-2014

WHEN YOU'RE READY
TO PERSONALIZE:

Visit accessories.ford.com

—or—

See your Ford Dealer

Sportz® Tent by Napier¹

Sleep comfortably above the ground: Easy-setup tent has a patented sewn-in floor, a rear door for direct cab access, an awning, vents, windows and a rain fly; over 5½' headroom.

- J. VAC3Z-99000C38-A For Trucks With 5½' Bed
- J. VAL3Z-99000C38-B For Trucks With 6½' Bed
- J. VAL3Z-99000C38-A For Trucks With 8' Bed

Fits Model Years 2009-2020

Step Bars

Added appeal and assist: coated corrosion-resistant, cast-aluminum bars; no-drill installation.

- K. CL3Z-16450-CC Black, For SVT RAPTOR SuperCab
- K. CL3Z-16450-DA Black, For SVT RAPTOR SuperCrew®

Fits Model Years 2009-2014

Step Bars, 4"

Added appeal and assist: rugged corrosion-resistant aluminum bars with wide, slip-resistant, heavy-duty plastic step pads; bright or dark finish for most, and no-drill installation.

- L. 4L3Z-16450-KAD Black, For Regular Cab
- M. 4L3Z-16450-LAC Chromed, For SuperCab
- L. 4L3Z-16450-LAD Black, For SuperCab
- M. 4L3Z-16450-MAC Chromed, For SuperCrew®
- L. 4L3Z-16450-MAD Black, For SuperCrew®

Fits Model Years 2004-2008

Step Bars, 5"

Added appeal and assist: rugged corrosion-resistant aluminum bars with wide, slip-resistant, heavy-duty plastic step pads; choice of bright or dark finish, and no-drill installation.

- N. FL3Z-16450-AB Chromed, For Regular Cab
- O. FL3Z-16450-BD Chromed, For SuperCab
- P. FL3Z-16450-CB Chromed, For SuperCrew®
- Q. FL3Z-16450-DD Black, For Regular Cab
- R. FL3Z-16450-EB Black, For SuperCab
- S. FL3Z-16450-FB Black, For SuperCrew®



Fits Model Years 2015-2020

- T. 6L3Z-16450-AB Chromed, For Regular Cab
- U. 6L3Z-16450-AC Black, For Regular Cab


Fits Model Years 2006-2014

- V. 6L3Z-16450-CD Chromed, For SuperCrew®
- U. 6L3Z-16450-CE Black, For SuperCrew®

Fits Model Years 2006-2008



+ New content added to this issue. | ¹Ford Licensed Accessory. | ²Vehicle application and restrictions apply. Additional components are required. See dealer for details. | ³Consult your Owner's Manual for specific weight ratings. | ⁴PEPS (Passive Entry/Passive Start) is the Push-Button Start System. | ⁵Distance may vary depending on vehicle location and environment. | ⁶Consult Owner's Manual for details on vehicle carrying capacities.



Step Bars, 5" Angular

Added appeal and assist: rugged corrosion-resistant aluminum bars with wide, slip-resistant, heavy-duty plastic step pads; choice of bright or darkened finish, and no-drill installation.

- A. FL3Z-16450-GB Chrome, For SuperCab
- B. FL3Z-16450-HB Chrome, For SuperCrew®
- C. FL3Z-16450-LC Painted Magnetic, For SuperCab
- C. FL3Z-16450-MC Painted Magnetic, For SuperCrew®

Fits Model Years 2015-2020

Step Bars, 5" Tubular

Added appeal and assist: rugged corrosion-resistant aluminum bars with wide, slip-resistant, heavy-duty plastic step pads; choice of bright or dark finish, and no-drill installation.

- D. 9L3Z-16450-DB Chromed, For SuperCab

Fits Model Years 2010-2014

- D. 9L3Z-16450-EB Chromed, For SuperCrew®
- E. 9L3Z-16450-FA Black, For SuperCab
- E. 9L3Z-16450-GA Black, For SuperCrew®

Fits Model Years 2009-2014

Step Bars, 6"

Added appeal and assist: rugged corrosion-resistant aluminum bars with wide, slip-resistant, heavy-duty plastic step pads; choice of bright or darkened finish, and no-drill installation.

- F. CL3Z-16450-AA Chromed, For SuperCab
- F. CL3Z-16450-BC Chromed, For SuperCrew®

Fits Model Years 2012-2014

- G. CL3Z-16450-AB Gray, For SuperCab
- G. CL3Z-16450-BD Gray, For SuperCrew®

Fits Model Years 2009-2014

Step Bars, 6" Angular

Added appeal and assist: rugged corrosion-resistant aluminum bars with wide, slip-resistant, heavy-duty plastic step pads; choice of bright or darkened finish, and no-drill installation.

- H. FL3Z-16450-JB Chromed, For SuperCab
- I. FL3Z-16450-KB Chromed, For SuperCrew®
- J. FL3Z-16450-NC Painted Magnetic, For SuperCab
- K. FL3Z-16450-PB Painted Magnetic, For SuperCrew®

Fits Model Years 2015-2020

Step Bars, Rectangular

Get a leg up: rugged corrosion-resistant bars with slip-resistant step pads; no-drill installation.

- L. 4L3Z-16450-EAA Black, For SuperCab
- L. 4L3Z-16450-FAA Black, For SuperCrew®

Fits Model Years 2004-2008

Tailgate Lettering by Truck Hardware™¹

Add contrast to the tailgate's Satin Chrome: Titanium-plated, stainless-steel letters are a dark gunmetal color and laser cut to perfectly fit the PLATINUM channels; peel-and-stick installation.

- + VHC3Z-9942528-A Gunmetal

Fits Model Years 2018-2020

Tailgate Spoiler by Air Design®¹

A visual and technical marvel of precision: This unique personalization improves aerodynamics. *Not for use with Bed/Tonneau covers. For vehicles with conventional tailgate (no tailgate step).*

- M. VJL3Z-9944210-B Black Satin Finish

Fits Model Years 2015-2020

Tailgate Trim by Air Design®¹

"Got your back" takes on new meaning with this aggressive full-width addition – makes for quite the statement with the tailgate spoiler (sold separately); no painting or drilling required.

- N. VJL3Z-99425A34-A Matte Black

Fits Model Years 2018-2020

Wheel-Well Liners

Covering up and shielding body-colored parts – and underpinnings – these custom-molded liners are the only ones up to Ford specs; made of the same stuff used for hard bedliners. *Not for use with SVT RAPTOR.*

- O. FL3Z-9927886-D Black, One Pair, For Rear Wheel Wells

Fits Model Years 2015-2020

Wheel-Well Liners

Covering up and shielding body-colored parts – and underpinnings – these custom-molded liners are the only ones up to Ford specs; made of the same stuff used for hard bedliners.

- P. BL3Z-9927886-A Black, One Pair, For Rear Wheel Wells

Fits Model Years 2009-2014

Windows, Sliding Rear

Added ventilation, plus privacy glass; power version retains original features.

- Q. AL3Z-15422B30-B Power Sliding

Fits Model Years 2010-2014

- Q. 9L3Z-15422B30-A Manual Sliding

Fits Model Years 2009-2014




WHEN YOU'RE READY
TO PERSONALIZE:

Visit accessories.ford.com

—or—

See your Ford Dealer

+ New content added to this issue. | ¹Ford Licensed Accessory. | ²Vehicle application and restrictions apply. Additional components are required. See dealer for details. | ³Consult your Owner's Manual for specific weight ratings. | ⁴PEPS (Passive Entry/Passive Start) is the Push-Button Start System. | ⁵Distance may vary depending on vehicle location and environment. | ⁶Consult Owner's Manual for details on vehicle carrying capacities.



Canoe Carrier by Yakima®1,6
Equipped with over-molded rubber pads, securing straps and bow/stern tie-downs, here's how a canoe gets to water in sound style; tool-free installation.
Requires Roof Rack or Bed Rack by Yakima®
+ A. VKB3Z-7855100-D
Fits Model Years 2019-2020

Cargo Basket by Yakima®1,6
Haul gear on high with any of these weather-resistant, heavy-duty steel baskets that come equipped with a custom wind fairing to help reduce drag and noise; tool-free installation.
Requires Roof Rack or Bed Rack by Yakima®
+ B. VKB3Z-7855100-U Small, 58" x 23" x 6.5"
+ C. VKB3Z-7855100-T Medium With 2 Adjustable Accessory Bars, 44" x 40" x 7"
+ D. VKB3Z-7855100-S Extra-Large With Stretch Net, 52" x 48" x 6.5"
Fits Model Years 2019-2020

Cargo Basket Light Brackets by Yakima®1,6
Capable of carrying off-road lights of virtually any size and shape, these heavy-duty powdered-steel brackets can be mounted to the front or rear of the medium and extra-large baskets.
Requires Cargo Basket by Yakima® Off-road lights not included.
+ E. VKB3Z-15266-A 2-Piece Set
Fits Model Years 2019-2020

Cargo Box by Yakima®1,6
Sleek, aerodynamic design features dual-sided opening, a carbonite-textured lid with stiffeners, and SuperLatch™ security; tool-free installation, plus SKS (Same Key System) locking.
Requires Roof Rack or Bed Rack by Yakima®
+ F. VKB3Z-7855100-K 16 cu. ft. Capacity, 81" x 36" x 15"
Fits Model Years 2019-2020

Kayak Carrier by Yakima®1,6
Featuring a handy cam lever and multiple settings, carry 1 kayak in J-cradle position or 2 kayaks in vertical, stacker position; tool-free installation, plus SKS (Same Key System) locking.
Requires Roof Rack or Bed Rack by Yakima®
+ G. VKB3Z-7855100-C With Locks
Fits Model Years 2019-2020

Paddleboard Carrier by Yakima®1,6
Soft-padded mount holds 2 boards – up to 36" wide – easily loaded via built-in rollers; integrated strap stowage, tool-free installation, plus SKS (Same Key System) locking.
Requires Roof Rack or Bed Rack by Yakima®
+ H. VKB3Z-7855100-H With Locks
Fits Model Years 2019-2020

Ski/Snowboard Carrier by Yakima®1,6
Holds up to 6 pairs of skis or 4 snowboards with the added benefit of a large button for easy opening with gloves on; tool-free installation, plus SKS (Same Key System) locking.
Requires Roof Rack or Bed Rack by Yakima®
+ I. VKB3Z-7855100-E With Locks
Fits Model Years 2019-2020


ADDITIONS by Yakima®1
Awning by Yakima®1
Window shade-style covering offers 42 sq. ft. of protection against sun and rain, and carry case uses only 6" of rack space; tool-free installation, plus SKS (Same Key System) locking.
Requires Roof Rack or Bed Rack by Yakima®
+ J. VKB3Z-99000C38-E With Locks
Fits Model Years 2019-2020

Eye Bolts by Yakima®1
Create instant tie-down points for securing gear: Drop these rugged steel bolts – with a durable corrosion-resistant finish – into the slot and twist into place; attach to most T-slot crossbars.
+ K. VKB3Z-99000A64-A 2-Piece Set
Fits Model Years 2019-2020

Hook Straps by Yakima®1
Handling a wide range of gear and supplies, these 10' heavy-duty straps are equipped with durable vinyl-coated hooks; for eye bolts, integrated attachment points and other tie-down points.
+ L. VKB3Z-99550B25-A 2-Piece Set
Fits Model Years 2019-2020

Load Stop by Yakima®1
Made with solid-steel strength – and integrated tie-down points – to help keep heavy loads in place; attach to most T-slot crossbars.
+ M. VKB3Z-99000A25-A 4-Piece Set
Fits Model Years 2019-2020

Lock Kit, SKS (Same Key System) by Yakima®1
These 4 cores enable locking of products with just a single key; includes 2 matching keys, and 1 “uncut” control key used only for the installation and removal of an unlocked SKS core.
+ N. VKB3Z-7821984-A 4-Piece Set
Fits Model Years 2019-2020



WHEN YOU'RE READY
TO PERSONALIZE:

Visit accessories.ford.com

—or—

See your Ford Dealer

+ New content added to this issue. | ¹Ford Licensed Accessory. | ²Vehicle application and restrictions apply. Additional components are required. See dealer for details. | ³Consult your Owner's Manual for specific weight ratings. | ⁴PEPS (Passive Entry/Passive Start) is the Push-Button Start System. | ⁶Distance may vary depending on vehicle location and environment. | ⁶Consult Owner's Manual for details on vehicle carrying capacities.



Recovery Track Mount by Yakima®¹

Keep a set of recovery devices on hand for extra traction as needed; holds up to 4 MAXTRAX® MKII, TRED® 800, TRED® 1100 or TRED® Pro recovery boards on most T-slot bars. *Recovery tracks not included.*

+ A. VKB3Z-99550B26-B

Fits Model Years 2019-2020

RotopaX™ Mounting Kit by Yakima®¹

Explore with peace of mind: Keep RotopaX fuel and water containers – with their innovative modular design that’s rotational molded – at the ready with this easy-to-install T-slot attachment. *RotopaX not included.*

+ B. VKB3Z-99550B27-A

Fits Model Years 2019-2020

Side Bars, Telescoping by Yakima®¹

Expand a rack’s gear-carrying capability with adjustable, heavy-duty bars constructed of engineered aluminum and equipped with full-length T-slots. *Requires Adjustable-Height Bed Rack or Medium-Profile Bed Rack by Yakima®.*

+ C. VKB3Z-9955100-F 2-Piece Set, Telescopes 36"-64"

+ C. VKB3Z-9955100-G 2-Piece Set, Telescopes 60"-84"

Fits Model Years 2019-2020

Tool Holder by Yakima®¹

Perfectly fitting for a paddle, axe, shovel or other long item with a handle diameter of 1.18" to 1.96" and weighing up to 9 lbs.; attach to most racks, baskets and T-slot crossbars.

+ D. VKB3Z-99550B29-A 2-Piece Set

Fits Model Years 2019-2020

Tent, Rooftop, 2-Person by Yakima®¹,²

Rugged 210D-nylon tent with mesh-panel windows and skylights, 2.5" wall-to-wall foam mattress, and weather-shedding rainfly; tool-free installation, plus SKS (Same Key System) locking. *Requires Roof Rack or Bed Rack by Yakima®.*

+ E. VKB3Z-99000C38-C Green, 48" x 42" x 16.5"

Fits Model Years 2019-2020

Tent, Rooftop, Heavy-Duty, 2-Person by Yakima®¹,²

All-season 600D-riptstop-polyester tent with 3000mm waterproof coating, mesh-panel windows and skylights, mattress and rainfly; tool-free installation, plus SKS (Same Key System) locking. *Requires Roof Rack or Bed Rack by Yakima®.*

+ F. VKB3Z-99000C38-D 48" x 42" x 16.5"

Fits Model Years 2019-2020

RACKS by THULE®¹

Bike Rack, Hitch-Mounted by THULE®¹

Unique arc design for ease of use; with anti-sway cages, secure-cushioning Hold Fast Cradles™, and a HitchSwitch™ that folds arms and tilts the rack for tailgate access. *For 1¼" and 2" receivers.*

G. VGT4Z-7855100-A Carries 2 Bikes

G. VGT4Z-7855100-B Carries 4 Bikes

Fits Model Years 2004-2020

Bike Rack, Hitch-Mounted, Classic by THULE®¹

Super-rugged platform rack with HitchSwitch™ tilting, frame-free clamping and side-to-side adjustment; fits bikes with wheels from 20"-29" and tires up to 5" wide (except 27.5" fat bike). *For 2" receiver.*

+ H. VKB3Z-7855100-Y Carries 2 Bikes

Fits Model Years 2015-2020

Bike Rack, Hitch-Mounted, Lightweight by THULE®¹

Aluminum construction is about half the weight of steel; with integrated anti-sway, 7" spacing between bikes, built-in cable lock, and HitchSwitch™ for tilt/fold (without bikes). *For 1¼" and 2" receivers.*

+ I. VKB3Z-7855100-X Carries 2 Bikes

Fits Model Years 2015-2020

Bike Frame Adapter by THULE®¹

Modifies women’s, BMX and other non-standard bike frames for the hitch-mounted rack. *Requires 2- or 4-Bike Hitch-Mounted Rack by THULE®.*

J. VDT4Z-7855100-E

Fits Model Years 2004-2020

Ski/Snowboard Adapter by THULE®¹

Readily transform your hitch-mounted bike rack when it’s time to hit the slopes; with locks. *Requires 2- or 4-Bike Hitch-Mounted Rack by THULE®.*

K. VDT4Z-7855100-F Carries 6 Pairs of Skis or 4 Snowboards on 2" Receiver; Carries 4 Pairs of Skis or 2 Snowboards on 1¼" Receiver

Fits Model Years 2004-2020

Rack Extension, Hitch-Mounted by THULE®¹,²

Add this 58" steel load bar – with durable plastic coating, 2 straps and a telescoping mast – to the back of the truck to help create more secure and stable transport of long water-sport vessels. *For 2" receiver.*

+ L. VKB3Z-9955100-AA

Fits Model Years 2019-2020

Removable Roof Rack and Crossbar System by THULE®¹,²


Versatile system helps transport cargo conveniently on top; with bars, feet, fit kit and locks.

M. VHL3Z-7855100-A

Fits Model Years 2015-2020



+ New content added to this issue. | ¹Ford Licensed Accessory. | ²Vehicle application and restrictions apply. Additional components are required. See dealer for details. | ³Consult your Owner’s Manual for specific weight ratings. | ⁴PEPS (Passive Entry/Passive Start) is the Push-Button Start System. | ⁵Distance may vary depending on vehicle location and environment. | ⁶Consult Owner’s Manual for details on vehicle carrying capacities.



Sports/Ladder Rack by THULE®1,6
The complete bed system, with innovative CustomAdjust Bar Height, Integrated AirTrip bar aerodynamics and WindDiffuser™ technology; with tool-free load stops, plus SecureLock.

- A.** VJL3Z-9955100-A Silver
 - B.** VJL3Z-9955100-B Black
- Fits Model Years 2015-2020

CARRIERS by THULE®1

Bike Carrier, Upright by THULE®1,6
For loading and unloading, a convenient lever operates the self-adjusting clamps; lockable. *Requires Roof Rack or Sports/Ladder Rack by THULE®*

- C.** VAT4Z-7855100-K Carries 1 Bike
- Fits Model Years 2015-2020

Bike Holder, Tailgate by THULE®1
Utilizing multi-position strap anchors, secure up to 7 bikes atop heavy-duty vinyl padding; large handle opening for rear-camera visibility, plus 2 inside-facing mesh pockets for gear storage.

- + D.** VFL3Z-9955100-A
- Fits Model Years 2019-2020

Canoe Carrier by THULE®1,6
Cushioned gunwale brackets with ramped sides for loading ease; load straps have buckle bumpers, and QuickDraw™ rope ratchets have carabiner hooks to secure bow and stern. *Requires Roof Rack or Sports/Ladder Rack by THULE®*

- + E.** VKB3Z-7855100-W
- Fits Model Years 2015-2020

Cargo Basket by THULE®1,6
Stylish aluminum design with 8 adjustable tie-down loops to help secure the load, plus a rubber-covered upper surface for long cargo; integrated T-tracks extend basket use. *Requires Roof Rack or Sports/Ladder Rack by THULE®*

- F.** VJT4Z-7855100-C 50" x 41" x 6" With Net
- Fits Model Years 2015-2020

Cargo Box by THULE®1,6
Heavy-duty design helps keep out the elements; lockable passenger-side opening is handy. *Requires Roof Rack or Sports/Ladder Rack by THULE®*

- G.** VAT4Z-7855100-F 55" x 26" x 12"
 - G.** VET4Z-7855100-B 65" x 35" x 16"
 - G.** VJT4Z-7855100-B 74" x 36" x 16.5" For Use With SuperCab and SuperCrew®
 - G.** VET4Z-7855100-A 84" x 35" x 17"
- Fits Model Years 2015-2020

Kayak Carrier by THULE®1,6
Transport your kayak stably and securely, all with quick and easy loading and unloading. **Flat:** Flexible cushioned pads conform to hull; with center load straps and end tie-downs. **Folding:** Popular J-style steel cradles have adjustable padding; fold down when not in use. *Requires Roof Rack or Sports/Ladder Rack by THULE®*

- H.** VAT4Z-7855100-G Flat
 - I.** VAT4Z-7855100-H Folding
- Fits Model Years 2015-2020

Paddleboard Carrier by THULE®1,6
Telescoping design for a custom fit; locking cam and steel-reinforced webbing add security. *Requires Roof Rack or Sports/Ladder Rack by THULE®*

- J.** VFT4Z-7855100-B Stand-up
- Fits Model Years 2015-2020

Ski/Snowboard Carrier Flat Top by THULE®1,6
Locking carrier slides to side of vehicle for easy access; with SpeedLink mounting hardware. *Requires Roof Rack or Sports/Ladder Rack by THULE®*

- K.** VDT4Z-7855100-D Carries 6 Pairs of Skis or 4 Snowboards
- Fits Model Years 2015-2020

ADDITIONS by THULE®1

Awning, Hideaway by THULE®1,6
Provides 55 sq. ft. of coverage from the elements, with spring-loaded, aluminum supporting arms that are precisely tensioned; easy, 1-person operation includes hand crank. *Requires Roof Rack or Sports/Ladder Rack by THULE®*

- + L.** VKB3Z-99000C38-F
- Fits Model Years 2015-2020

TRAILER TOWING AND HITCHES

Tow Hooks, Front
Be ready for anything with easy-access, high-strength steel hooks that bolt to the frame.

- M.** FL3Z-17N808-A Chrome, Set of 2, For Use With 4x4
- Fits Model Years 2015-2020

Trailer Brake Control
While towing, here's help for smooth slowing: Manually adjust power going to the trailer's brakes. *For 2018MY F-150, vehicle must have fuse or fuse terminals in the F24 position of the Battery Junction Box. Vehicles without fuse will also require TBC Jumper Wire Kit JL3Z-14A411-C.*

- N.** JL3Z-19H332-AA
- Fits Model Years 2015-2020

- O.** BL3Z-19H332-AA
- Fits Model Years 2011-2014


- O.** AL3Z-19H332-AA
- Fits Model Year 2010

Trailer Brake Control Jumper Wire Kit
Required for trailer brake control (JL3Z-19H332-AA) on trucks without a fuse or terminals in the F24 position of the battery junction box.

- JL3Z-14A411-C**
- Fits Model Year 2018



+ New content added to this issue. | ¹Ford Licensed Accessory. | ²Vehicle application and restrictions apply. Additional components are required. See dealer for details. | ³Consult your Owner's Manual for specific weight ratings. | ⁴PEPS (Passive Entry/Passive Start) is the Push-Button Start System. | ⁶Distance may vary depending on vehicle location and environment. | ⁶Consult Owner's Manual for details on vehicle carrying capacities.



Trailer Hitch³

Bolt original-equipment hitch into existing holes; powertrain could limit towing capacity.

- A.** FL3Z-19D520-A 2" Receiver

Fits Model Years 2015-2020

- A.** CL3Z-19D520-A 2" Receiver

Fits Model Years 2009-2014

Trailer Hitch Ball Mounts³

Heavy-duty ball mount inserts right into the trailer hitch; hitch pin and clip holds it in place.

- B.** BL3Z-19A282-A 4" Drop / 2¼" Rise, For 2" Hitch Receiver

- C.** BL3Z-19A282-B 2" Drop / ¾" Rise, For 2" Hitch Receiver

Fits Model Years 2004-2020

Trailer Hitch Balls³

Forged, stainless steel one-piece construction provides maximum strength; corrosion-resistant.

- D.** BL3Z-19F503-A Stainless Steel, 2⁵/₁₆" Ball, 1" Shank

- D.** BL3Z-19F503-B Stainless Steel, 2" Ball, 1" Shank

- D.** BL3Z-19F503-C Stainless Steel, 1⁷/₈" Ball, 1" Shank

Fits Model Years 2004-2020

Trailer Hitch Wiring Harness

To easily connect trailer lights, add this assembly to your vehicle's factory electrical system.

- E.** 9L3Z-15A416-A For Vehicles Without Reverse Park Aid

- F.** 9L3Z-15A416-B For Vehicles With Reverse Park Aid

Fits Model Years 2009-2010

- E.** 8L3Z-15A416-A For Vehicles Without Reverse Park Aid

Fits Model Years 2006-2008

Trailer Tow Mirrors

Generously sized sideview mirrors extend to help you see the trailer in full, along with traffic.

Not for use with SVT RAPTOR.

- G.** JL3Z-17696-AA Black, Manual Mirrors: Manually Adjustable Glass, Manual Telescoping/Folding, Set of 2

- G.** JL3Z-17696-BA Black, Power Mirrors: Power-Adjustable Glass, Manual Telescoping/Folding, Set of 2

Fits Model Years 2018-2020



WHEN YOU'RE READY
TO PERSONALIZE:

Visit accessories.ford.com

—or—

See your Ford Dealer

Trailer Tow Mirrors

Generously sized sideview mirrors extend to help you see the trailer in full, along with traffic.

- H.** FL3Z-17696-AA Black Manual Mirrors: Manually Adjustable Glass, Manual Telescoping/Folding, Set of 2

Fits Model Years 2015-2017

- I.** DL3Z-17696-AA Black Manual Mirrors: Manually Adjustable Glass, Manual Telescoping/Folding, Set of 2

- J.** DL3Z-17696-BA Black Power Mirrors: Power-Adjustable Heated Glass (Without Memory), Security Approach Lamps, Integrated Turn Signal Indicators, Manual Telescoping/Folding, Set of 2

- K.** DL3Z-17696-CA Chrome Power Mirrors: Power-Adjustable Heated Glass (With Memory), Security Approach Lamps, Integrated Turn Signal Indicators, Manual Telescoping/Folding, Set of 2

Fits Model Years 2009-2014

INTERIOR

Ash Cup/Coin Holder

Keep ashes or change tidily in place; sized just right to slot into a center-console cupholder.

- L.** 5L8Z-7804810-AAA Without Lighter Element

- M.** 5L8Z-7804810-BAA With Lighter Element

Fits Model Years 2005-2009, 2015-2020

- L.** AL3Z-7804788-AA Without Lighter Element

- M.** AL3Z-7804788-BA With Lighter Element

Fits Model Years 2010-2014

Cargo Organizer

Removable, adjustable divider system handily separates items; raised sides aid containment.

- N.** 9L3Z-78115A00-AA Regular Cab, Not For Use With Subwoofer

- N.** 9L3Z-78115A00-BA SuperCab, Not For Use With Subwoofer

- N.** 9L3Z-78115A00-CA SuperCrew®

Fits Model Years 2009-2014

Cargo Organizer, Soft

These smart mix-and-match ways to contain groceries and personal belongings can minimize topples or preserve freshness; bag is collapsible, and both organizers store flat.

Cooler Bag: Insulated, lightweight carryall helps keep food and drink cool or warm; zippered.

Large Organizer: 4 mildew-resistant compartments and hookable straps; just over 3' long.


Standard Organizer: 3 mildew-resistant compartments and built-in handles; just over 2' long.

- O.** HE5Z-19H484-A Cooler Bag With Adjustable Carrying Strap


- P.** HE5Z-78115A00-A Large, Folding

- Q.** HE5Z-78115A00-C Standard, Folding

Fits Model Years 2004-2020



+ New content added to this issue. | ¹Ford Licensed Accessory. | ²Vehicle application and restrictions apply. Additional components are required. See dealer for details. | ³Consult your Owner's Manual for specific weight ratings. | ⁴PEPS (Passive Entry/Passive Start) is the Push-Button Start System. | ⁵Distance may vary depending on vehicle location and environment. | ⁶Consult Owner's Manual for details on vehicle carrying capacities.



Cargo Organizer, Under-Seat
Keep valuables conveniently arranged – and hidden – in the flat load floor of the rear seating area.
A. FL3Z-78115A00-AA Ebony, For SuperCab and SuperCrew®
Fits Model Years 2015-2020

Door Sill Plates
Low-gloss black, heavy-gauge PVC appliqué is just the ticket to help prevent sill scratches.
B. CL3Z-15132A08-AA 2-Piece Set, For Front
Fits Model Years 2010-2014

Door Sill Plates by Putco®¹
Customize with 304 stainless steel etched with vehicle logo (front only) and finely polished in brilliant chrome or shaded alluringly in black; precision-fit, peel-and-stick install.
C. VFL3Z-99132A08-A Polished Stainless Steel, 4-Piece Set, For SuperCrew®
D. VFL3Z-99132A08-B Black Platinum Stainless Steel, 2-Piece Set, For Regular Cab
E. VFL3Z-99132A08-C Black Platinum Stainless Steel, 4-Piece Set, For SuperCrew®
F. VFL3Z-99132A08-D Polished Stainless Steel, 2-Piece Set, For Regular Cab
Fits Model Years 2015-2020

Battery Jump Starter by NOCO®¹
Compact unit – with spark-proof connections and reverse-polarity protection – works in seconds, allows up to 20 starts on 1 charge (rated 1,000 charge cycles), and can hold power for a year; also has USB in/out ports and a 7-mode, dual-LED flashlight. Protective case sold separately.
+ G. VJL3Z-10A765-A GB-40, 1,000-Amp (7,000-Joule) Lithium Jump Starter
+ H. VJL3Z-10C744-A Case for GB-40
Fits Model Years 2019-2020

First Aid Kit by DC Safety™¹
Compact case houses emergency essentials – from bandages to sponges – for care on-the-go.
I. VFL3Z-19F515-C
Fits Model Years 2010-2020

Roadside Assistance Kit by DC Safety™¹
From the reflective vest and bungee tie-down, to jumper cables and a multi-tool, be prepared.
J. VFL3Z-19F515-A
Fits Model Years 2010-2020

Roadside Assistance Kit by DC Safety™¹ **Commercial**
Equips you with a fire extinguisher, FMVSS high-visibility warning triangles, flags, fuses and more.
K. VJL3Z-19F515-B
Fits Model Years 2010-2020




Floor Liners
High-and-wide protection made to original Ford specs: Extra-tall walls and deep-set grooves contain what's tracked in or spilled within; firm-yet-flexible construction with nibbed backing. *Dual retention on driver-side liner.*
L. HL3Z-1513086-AA Black, 2-Piece Set, Front Only, For Regular Cab
L. HL3Z-1613300-AA Black, 3-Piece Set, Front Only, With F-150 Logo, For SuperCrew®
L. HL3Z-1813300-AA Black, 3-Piece Set, Front Only, With F-150 Logo, For SuperCab
Fits Model Years 2015-2020

Floor Mats, All-Weather
Deep grooves and a raised-surround edge help keep mud and slush contained; spray clean. *Dual retention on driver-side mat.*
M. FL3Z-1513086-BA Black, 2-Piece Set, Front Only, For Regular Cab
N. FL3Z-1613086-BA Black, 3-Piece Set, Front Only, With F-150 Logo, For SuperCrew®
O. FL3Z-1813300-BA Black, 3-Piece Set, Front Only, With F-150 Logo, For SuperCab
Fits Model Years 2015-2020

Floor Mats, All-Weather
Deep grooves and a raised-surround edge help keep mud and slush contained; spray clean. *Dual retention on driver-side mat (for vehicles built after 8/19/10).*
P. AL3Z-1513086-AA Black, 2-Piece Set, Front Only, For Regular Cab
P. AL3Z-1613300-EA Black, 3-Piece Set, Front Only, With F-150 Logo, For SuperCrew® With Subwoofer
P. AL3Z-1613300-FA Black, 3-Piece Set, Front Only, With F-150 Logo, For SuperCrew® Without Subwoofer
Fits Model Years 2010-2014

+ New content added to this issue. | ¹Ford Licensed Accessory. | ²Vehicle application and restrictions apply. Additional components are required. See dealer for details. | ³Consult your Owner's Manual for specific weight ratings. | ⁴PEPS (Passive Entry/Passive Start) is the Push-Button Start System. | ⁵Distance may vary depending on vehicle location and environment. | ⁶Consult Owner's Manual for details on vehicle carrying capacities.



Floor Mats, All-Weather

Deep grooves and a raised-surround edge help keep mud and slush contained; spray clean. *Single retention on driver-side mat (for vehicles built before 8/19/10).*

- A.** AL3Z-1813300-AA Black, 3-Piece Set, Front Only, With F-150 Logo, For SuperCab
- A.** AL3Z-1813300-CA Black, 3-Piece Set, Front Only, With SVT Logo, For SVT RAPTOR SuperCab

Fits Model Years 2010-2014

- B.** 9L3Z-1513086-DA Black, 2-Piece Set, Front Only, For Regular Cab
- C.** 9L3Z-1613300-GA Black, 3-Piece Set, Front Only, With F-150 Logo, For SuperCrew® With Subwoofer
- C.** 9L3Z-1613300-HA Black, 3-Piece Set, Front Only, With F-150 Logo, For SuperCrew® Without Subwoofer

Fits Model Years 2009-2010

Floor Mats, All-Weather

Deep grooves and a raised-surround edge help keep mud and slush contained; spray clean. *Single retention on driver-side mat.*

- D.** 6L3Z-1813300-A Black, 4-Piece Set, For SuperCab and SuperCrew®

Fits Model Years 2004-2008

Floor Mats, Carpeted

Premium-grade carpeting complements the interior and protects flooring from wear and tear. *Dual retention on driver-side mat.*

- E.** JL3Z-1513086-AD Black, 2-Piece Set, For Regular Cab
- E.** JL3Z-1613300-AD Black, 4-Piece Set, For SuperCrew®
- F.** JL3Z-1613300-AE Espresso, 4-Piece Set, For SuperCrew®
- E.** JL3Z-1813300-AE Black, 4-Piece Set, For SuperCab
- F.** JL3Z-1813300-AF Espresso, 4-Piece Set, For SuperCab

Fits Model Years 2015-2020

- G.** CL3Z-1513086-AA Ebony, 2-Piece Set, For Regular Cab (color shown)
- G.** CL3Z-1513086-AB Espresso, 2-Piece Set, For Regular Cab
- G.** CL3Z-1613300-AA Ebony, 4-Piece Set, For SuperCrew®
- G.** CL3Z-1613300-AB Espresso, 4-Piece Set, For SuperCrew®
- G.** CL3Z-1813300-AA Ebony, 4-Piece Set, For SuperCab
- G.** CL3Z-1813300-AB Espresso, 4-Piece Set, For SuperCab

Fits Model Years 2012-2014

In-Vehicle Safe by Console Vault®¹

Meeting high security needs, it's constructed from 12-gauge, cold-rolled plate steel, with a welded tab and notch seams; pry-resistant locking system with 4-digit combination lock.

- H.** VFL3Z-2806202-A Use With Full Floor Console
- H.** VFL3Z-2806202-B Fits in Armrest on 40/20/40 Seats
- H.** VFL3Z-2806202-C Fits in Seat Cushion on 40/20/40 Seats

Fits Model Years 2015-2020

- H.** VDL3Z-9906202-A Use With Captain's Chairs and Gear Shifter on the Floor
- H.** VDL3Z-9906202-B Use With Captain's Chairs and Gear Shifter on the Steering Column

Fits Model Years 2009-2014

Interior Light Kit

Change up your LED coloration for the center cupholder and front footwells; mix of 7 hues. *Not available with bench seating.*

- I.** CL8Z-13E700-AA

Fits Model Years 2008-2019

Mini-Fridge, Portable by Indel B®¹

Cool travel companion: Use the 19-quart, LED-illuminated compartment as a fridge or freezer; with electronic thermostat, energy-smart compressor and low-voltage cutout, plus carrying strap.

- + J.** VLL3Z-19J316-A 12V Refrigerator, 22" x 9.25" x 16.5," 18.5 lbs.

Fits Model Year 2020

Seat Covers, Carhartt® Protective by Covercraft®¹

Signature Carhartt canvas duck is a rugged blend of long-lasting toughness and all-day comfort: Breathable, heavy-gauge protection is water-repellent and UV-resistant; slip on.

- K.** VFL3Z-15600D20-C Brown, Front Row, Captain's Chair
- L.** VFL3Z-15600D20-D Gravel, Front Row, Captain's Chair
- VFL3Z-1863812-C Brown, Rear Row, 60/40, For SuperCab
- VFL3Z-1863812-D Gravel, Rear Row, 60/40, For SuperCab
- VFL3Z-25600D20-C Brown, Front Row, 40/20/40, For All Cabs
- VFL3Z-25600D20-D Gravel, Front Row, 40/20/40, For All Cabs
- VFL3Z-2663812-C Brown, Rear Row, 60/40, Without Armrest, For SuperCrew®
- VFL3Z-2663812-D Gravel, Rear Row, 60/40, Without Armrest, For SuperCrew®
- VFL3Z-2663812-J Brown, Rear Row, 60/40, With Armrest, For SuperCrew®
- VFL3Z-2663812-K Gravel, Rear Row, 60/40, With Armrest, For SuperCrew®

Fits Model Years 2015-2020

- VDL3Z-1663812-A Gravel, Rear Row, 60/40, With Armrest, For SuperCrew®
- VDL3Z-1663812-B Brown, Rear Row, 60/40, With Armrest, For SuperCrew®
- VDL3Z-1663812-C Gravel, Rear Row, 60/40, Without Armrest, For SuperCrew®
- VDL3Z-1663812-D Brown, Rear Row, 60/40, Without Armrest, For SuperCrew®
- VDL3Z-1863812-A Gravel, Rear Row, 60/40, For SuperCab
- VDL3Z-1863812-B Brown, Rear Row, 60/40, For SuperCab

Fits Model Years 2013-2014

- VBL3Z-15600D20-E Brown, Front Row, 40/20/40, For All Cabs
- M.** VCL3Z-15600D20-A Gravel, Front Row, 40/20/40, For All Cabs

Fits Model Years 2011-2014

- VBL3Z-1663812-J Brown, Rear Row, 60/40, Without Armrest, For SuperCrew®
- VBL3Z-1663812-L Brown, Rear Row, 60/40, With Armrest, For SuperCrew®
- VBL3Z-1863812-E Brown, Rear Row, 60/40, For SuperCab
- VCL3Z-1663812-A Gravel, Rear Row, 60/40, Without Armrest, For SuperCrew®
- VCL3Z-1663812-B Gravel, Rear Row, 60/40, With Armrest, For SuperCrew®
- VCL3Z-1863812-A Gravel, Rear Row, 60/40, For SuperCab


Fits Model Years 2011-2012

- VBC3Z-26600D20-A Brown, Front Row, Captain's Chair
- VCC3Z-26600D20-C Gravel, Front Row, Captain's Chair

Fits Model Years 2009-2014

- VBL3Z-15600D20-C Brown, Front Row, 40/20/40, For All Cabs

Fits Model Years 2009-2010



WHEN YOU'RE READY
TO PERSONALIZE:

Visit accessories.ford.com

—or—

See your Ford Dealer

⁺ New content added to this issue. | ¹Ford Licensed Accessory. | ²Vehicle application and restrictions apply. Additional components are required. See dealer for details. | ³Consult your Owner's Manual for specific weight ratings. | ⁴PEPS (Passive Entry/Passive Start) is the Push-Button Start System. | ⁵Distance may vary depending on vehicle location and environment. | ⁶Consult Owner's Manual for details on vehicle carrying capacities.



Seat Covers, Protective by Covercraft^{®1}
Block everyday abuse from dirt, pets, kids and the sun: Heavy-duty, water-repellent, breathable polycotton has overlapped seams and is machine washable; slip on.

- A.** VFL3Z-15600D20-A Taupe, Front Row, Captain's Chairs
VFL3Z-15600D20-B Charcoal, Front Row, Captain's Chairs
VFL3Z-1863812-A Taupe, Rear Row, 60/40, For SuperCab
VFL3Z-1863812-B Charcoal, Rear Row, 60/40, For SuperCab
VFL3Z-25600D20-A Taupe, Front Row, 40/20/40
VFL3Z-25600D20-B Charcoal, Front Row, 40/20/40
VFL3Z-2663812-A Taupe, Rear Row, 60/40, Without Armrest, For SuperCrew[®]
VFL3Z-2663812-B Charcoal, Rear Row, 60/40, Without Armrest, For SuperCrew[®]
VFL3Z-2663812-H Charcoal, Rear Row, 60/40, With Armrest, For SuperCrew[®]
VFL3Z-2663812-P Taupe, Rear Row, 60/40, With Armrest, For SuperCrew[®]

Fits Model Years 2015-2020

- VDL3Z-1663812-E Charcoal, Rear Row, 60/40, With Armrest, For SuperCrew[®]
VDL3Z-1663812-F Taupe, Rear Row, 60/40, With Armrest, For SuperCrew[®]
VDL3Z-1663812-G Charcoal, Rear Row, 60/40, Without Armrest, For SuperCrew[®]
VDL3Z-1663812-H Taupe, Rear Row, 60/40, Without Armrest, SuperCrew[®]
VDL3Z-1863812-C Charcoal, Rear Row, 60/40, For SuperCab
VDL3Z-1863812-D Taupe, Rear Row, 60/40, For SuperCab

Fits Model Years 2013-2014

- B.** VBL3Z-15600D20-A Taupe, Front Row, 40/20/40
VBL3Z-15600D20-B Charcoal, Front Row, 40/20/40

Fits Model Years 2011-2014

- VBL3Z-1663812-B Charcoal, Rear Row, 60/40, Without Armrest, For SuperCrew[®]
VBL3Z-1663812-C Taupe, Rear Row, 60/40, With Armrest, For SuperCrew[®]
VBL3Z-1663812-D Charcoal, Rear Row, 60/40, With Armrest, For SuperCrew[®]
VBL3Z-1863812-A Taupe, Rear Row, 60/40, For SuperCab

Fits Model Years 2011-2012

- VAC3Z-15600D20-A Taupe, Front Row, Captain's Chairs
VAC3Z-15600D20-B Charcoal, Front Row, Captain's Chairs

Fits Model Years 2009-2014

- C.** VAC3Z-15600D20-C Taupe, Front Row, 40/20/40
VAC3Z-15600D20-D Charcoal, Front Row, 40/20/40
VAC3Z-1663812-B Charcoal, Rear Row, 60/40, Without Armrest, For SuperCrew[®]
VAC3Z-1663812-D Charcoal, Rear Row, 60/40, With Armrest, For SuperCrew[®]

Fits Model Years 2009-2010

Seat Covers, Carhartt[®] Realtree Xtra[®] Camo Protective by Covercraft^{®1}

Signature Carhartt canvas duck is a rugged blend of long-lasting toughness and all-day comfort: Breathable, heavy-gauge protection is water-repellent and UV-resistant; slip on.

- VGL3Z-15600D20-B Realtree Xtra[®] Camo, Front Row, Captain's Chair
VGL3Z-1863812-B Realtree Xtra[®] Camo, Rear Row, 60/40, For SuperCab
VGL3Z-25600D20-B Realtree Xtra[®] Camo, Front Row, 40/20/40, For All Cabs
D. VGL3Z-2663812-B Realtree Xtra[®] Camo, Rear Row, 60/40, Without Armrest, For SuperCrew[®]
VGL3Z-2663812-D Realtree Xtra[®] Camo, Rear Row, 60/40, With Armrest, For SuperCrew[®]

Fits Model Years 2015-2020

Seat Covers, Carhartt[®] Realtree Xtra[®] Green Camo Protective by Covercraft^{®1}

Signature Carhartt canvas duck is a rugged blend of long-lasting toughness and all-day comfort: Breathable, heavy-gauge protection is water-repellent and UV-resistant; slip on.

- E.** VGL3Z-15600D20-A Realtree Xtra[®] Green Camo, Front Row, Captain's Chair
VGL3Z-1863812-A Realtree Xtra[®] Green Camo, Rear Row, 60/40, For SuperCab
VGL3Z-25600D20-A Realtree Xtra[®] Green Camo, Front Row, 40/20/40, For All Cabs
VGL3Z-2663812-A Realtree Xtra[®] Green Camo, Rear Row, 60/40, Without Armrest, For SuperCrew[®]
VGL3Z-2663812-C Realtree Xtra[®] Green Camo, Rear Row, 60/40, With Armrest, For SuperCrew[®]

Fits Model Years 2015-2020

Seating, Leather-Trimmed by Katzkin^{®1}

A tailor-made, custom-fit interior will make every commute something special. For 1st-, 2nd- and 3rd-row seating where applicable. See dealer for additional details.

- ROW- Available in Standard or Tuscany Materials/Colors

Fits Model Years 2007-2014

Sunscreen, UVS100[®] Custom by Covercraft^{®1}

To help deflect damaging, heat-building UV rays, this sure-fit, accordion-fold screen has a reflective silver outer surface triple laminated over an insulating foam-core center; felt inner side.

- F.** VJL3Z-78519A02-A With Logo and Storage Bag

Fits Model Years 2015-2020

WHEELS

Wheel Lock Kit

Help prevent wheel/tire theft; 1 locking lug nut replaces 1 original lug nut on each wheel. *Includes: 4 locking lugs and 1 key.*

- G.** EK4Z-1A043-A Chrome-Plated For Exposed Lugs
H. FL1Z-1A043-A Zinc-Plated For Hidden Lugs

Fits Model Years 2015-2020

- G.** 6L3Z-1A043-AA Chrome-Plated For Exposed Lugs

Fits Model Years 2009-2014

- H.** 2L1Z-1A043-AA Zinc-Plated For Hidden Lugs

Fits Model Years 2001-2014



WHEN YOU'RE READY
TO PERSONALIZE:

Visit accessories.ford.com

—or—

See your Ford Dealer

+ New content added to this issue. | ¹Ford Licensed Accessory. | ²Vehicle application and restrictions apply. Additional components are required. See dealer for details. | ³Consult your Owner's Manual for specific weight ratings. | ⁴PEPS (Passive Entry/Passive Start) is the Push-Button Start System. | ⁵Distance may vary depending on vehicle location and environment. | ⁶Consult Owner's Manual for details on vehicle carrying capacities.

For more than 35 years, we’ve been developing and producing performance parts with enthusiasts in mind. It couldn’t be any other way – our engineers are gearheads and racers. So whether you’re building from the ground up or working to get that extra tenth of a second, Ford Performance delivers the products you need. We’re proud to offer components designed to rigorous Ford Performance standards. They’ve earned the right to wear the Ford Oval.



+ F-Series Carbon Fiber Shift Handle
M-7213-F15CF

Fits Model Years 2016-2019

Add some RAPTOR style to your F-150 with the Carbon Fiber Shift Handle. Fitting any F-150 with a console shift handle, this carbon fiber version is similar to the handle included in 2017-2019 F-150 RAPTORs equipped with the optional Carbon Fiber Package.

- Fits F-150 with console shifter and Drive Mode switch
- Carbon Fiber shift handle inspired by the F-150 RAPTOR Carbon Fiber Package



+ F-150 RAPTOR Performance Steering Wheel Kit
M-3600-F15ROR **Orange Sightline**
M-3600-F15RRD **Red Sightline**

Fits Model Years 2015-2018 F-150
2017-2018 RAPTOR

- Original equipment on 2017-2018 RAPTOR with the Interior Color Accent Package (60R)
- Black leather construction with orange or red stitching and a orange or red leather sightline
- The RAPTOR steering wheel has a more aggressive look and defined feel than F-150 steering wheels
- Steering wheel comes equipped with wire harness, trim bezel and RAPTOR steering wheel controls. Installation into a non-RAPTOR F-150 and RAPTOR equipped with the Technology Package (68R) requires the steering wheel controls to be swapped from the original steering wheel
- Steering wheel is a great addition to a 2017 RAPTOR that did not come with the Interior Color Accent Package (60R)
- Kit includes a 2017 RAPTOR orange or red sightline heated steering wheel and all needed installation hardware
- Easy installation

NOTE: Heated steering wheel will not function when installed onto vehicles that are not equipped with the heated steering wheel option. Paddle shifters will not function when installed onto F-150 trucks



BOOST PERFORMANCE NOW.

To order parts:
See your authorized **Ford Dealer**

For important information about installation,
safety, emissions and warranty:
Visit **performanceparts.ford.com**
—or—
Phone the **Techline: 800.367.3788**

+ Ford Performance By Warn® Industries Off-Road Recovery Kit – Heavy Duty
M-1820-FPORRH

Fits Model Years 2015-2018

Don’t get stuck off-road without the essentials; this heavy-duty Ford Performance by WARN® Industries recovery kit is designed to assist in the recovery of a vehicle stuck in mud, sand or snow. This comprehensive recovery kit is sure to complement your off-road adventure. For use with winches up to 12,000 lbs. capacity.

Kit includes:

- “Ford Performance by WARN® Industries” storage bag/tote
- “Ford Performance,” 3’ x 30’ blue recovery strap – rated to 21,600 lbs.
- Tree trunk protector, 4” x 8’ – rated to 30,000 lbs.
- Heavy-duty snatch block with greaseable port – for winch capacities up to 12,000 lbs.
- “Ford” branded winching gloves – size XL
- WARN® Industries 3/4” D-shackles – rated to 18,000 lbs. – 2
- Instruction manual



+ F-150 Off-Road Damper Kit
M-18000-F15A

Fits Model Years 2015-2019 4WD models

Our Fox “Tuned by Ford Performance” 2.0 Performance Series IFP (Internal Floating Piston) front and rear shock kits are loaded with the advanced technology and features you’d expect from Fox and are then taken to the next level through tuning by Ford Performance Engineers. These proprietary kits are designed and tested to optimize ride and performance both off- and on-road, making them the best solution for the most discriminating performance enthusiasts.

- Levels truck front to rear
- Precision impact extruded aluminum bodies that increase cooling capacity and are rust resistant
- Front coil-overs feature top quality racing coils selected to deliver the optimal spring rate
- Vehicle-specific upper front mounts include a composite bushing that isolates noise and vibration
- Locking, spring preload rings allow easy front ride height and preload adjustments
- Provides a comfortable on-road ride and predictable off-road handling in even the toughest conditions
- Easy bolt-in installation with no other modifications required



+ Ford Performance By Warn® Industries Off-Road Recovery Kit
M-1830-FPORR

Fits Model Years 2015-2018

Don’t get stuck off-road without the essentials; this Ford Performance by WARN® Industries recovery kit is designed to assist in the recovery of a vehicle stuck in mud, sand or snow. This comprehensive recovery kit is sure to complement your off-road adventure. For use with winches up to 10,000 lbs. capacity. Kit includes:

- “Ford Performance by WARN® Industries” storage bag
- “Ford Performance,” 2’ x 22’ blue recovery strap – rated to 14,400 lbs.
- “Ford” branded winching gloves – size XL
- WARN® Industries 3/4” D-shackle – rated to 18,000 lbs.
- Instruction manual



+ RAPTOR/F-150 Rock Slider Side Steps
M-16450-F15RA **SuperCrew®**
M-16450-F15RAB **SuperCab (shown)**

Fits Model Years 2015-2019 SuperCrew®/SuperCab
2017-2019 RAPTOR SuperCrew®/SuperCab

The rock slider side steps look as good as they are tough! Built using 0.120" wall American steel, they help protect your truck from abuse, rocks and debris during spirited off-road adventures. They also double as an entry step with included LED lighting.

- Durable hammer black powdercoat finish with a satin black powdercoat finish on the step surface
- “Ford Performance” logo cutouts
- LED lighting below step
- Bolt-on installation
- Installation hardware included



+ RAPTOR/F-150 Race Series Rear Chase Rack With Light Bar Actuator
M-19007-A

Fits Model Years 2017-2019 RAPTOR SuperCrew®/SuperCab
2015-2019 SuperCrew®/SuperCab

Designed to provide you with additional light mounting options during nighttime off-road adventures. This tough chase rack features a light actuator kit that allows raising and lowering a front-facing 50" LED light bar while on-the-go! Light mount tabs for rear-facing 3" cube lights offer options to light up the area behind your truck too. This great looking and functional chase rack will make your truck stand out in the crowd!

- Light Actuator allows raising and lowering a 50" LED light bar on-the-go
- Accommodates one 50" LED Light Bar on the front and 3" rear-facing LED cube lights on each side
- Includes Ford Performance Logo Cut-outs
- Retains the factory High-Mount Stop Light
- Made from 0.120" wall steel tubing and 0.125" thick aluminum panels
- Mig Welded
- Finished using a durable 3-stage black powder-coated finish
- Bolt-on installation
- Black oxide stainless steel hardware and wire harness is included

NOTE: LED Lighting is not included



+ RAPTOR Chase Rack/Roof Bar
M-19007-B

Fits Model Years 2017-2019 RAPTOR SuperCrew®/SuperCab

Built tough and provides your truck with the rugged utility and extra space you want – all in one smart, great looking package! The chase rack bolts to the bed rails for solid and secure installation. The roof rack section is built from 0.125" thick aluminum to keep weight down and includes two locking tool storage boxes at the rear for secure storage. It also includes mounts for dual 50" LED light bars on the front and multiple mounts for 3" square LEDs on each side.

- Two locking tool storage boxes
- Accommodates up to two 50" LED Light Bars on the front and three 3" LED cube lights on each side
- Includes rear-facing 3rd brake light and Ford Performance Cut-outs
- Made from 0.135" thick steel and 0.125" thick aluminum panels
- Mig Welded
- Finished using a durable 3-stage black powder-coated finish
- Bolt-on installation
- Black oxide stainless steel hardware and wire harness is included

NOTE: LED Lighting is not included



+ F-150 RAPTOR Skid Plate Kit
M-5018-F15RB

Fits Model Years 2017-2019

Get the undercarriage protection you need for your new Raptor with the same skid plates that were used on the 2017 Ford RAPTOR Race truck. The Ford Performance Skid Plate Kit protects the transmission and transfer case from undercarriage rock damage. Made from powder-coated 3/16 thick aluminum and designed to bolt on and fit the truck perfectly.

- Protects the transmission and transfer case from rock damage
- Made from 3/16 thick powder-coated aluminum plate
- Laser cut Ford Performance Logos on the main cover
- Easy bolt on installation
- Same skid plates that were used on the 2017 Raptor Best in The Desert Race Truck that competed in the Baja 1000 and The Mint 400

Kit includes:

- Front Cover that protects the front differential and steering area
- Main Cover that protects the transmission and transmission crossmember
- Rear Cover that protects rear exposed section of transfer case
- All needed brackets, cross members and hardware



+ F-150 "Ford Performance" Sill Plate Set
M-1613208-F15A

Fits Model Years 2015-2018

- Fits F-150 SuperCrew®
- Original equipment on 2017-2018 F-150 RAPTOR SuperCrew®
- Brushed metal “Ford Performance” logo
- Durable black ABS construction
- Set includes both the right and left sill plate
- Easy installation



+ Ford Performance F-150 Cat-Back Exhaust Systems

2015-2019 F-150 Ford Performance by Borla® cat-back exhaust systems are available for 2.7L EcoBoost®, 3.5L EcoBoost® and 5.0L powered trucks and are manufactured in the USA using high-quality mandrel-bent 304 stainless steel tubing. These systems offer easy installation and are available in three sound levels with options for side exit or rear exit chrome, black chrome or carbon fiber tips.

Touring	Sport	Extreme
M-5200-F1527RTBA <ul style="list-style-type: none">► F-150 Touring Side Exit Exhaust for 145" WB, Black Chrome Tips with 2.7L Engine	M-5200-F1527RSBA <ul style="list-style-type: none">► F-150 Sport Side Exit Exhaust for 145" WB, Black Chrome Tips with 2.7L Engine	M-5200-F1527REBA <ul style="list-style-type: none">► F-150 Extreme Side Exit Exhaust for 145" WB, Black Chrome Tips with 2.7L Engine
M-5200-F1527RTCA <ul style="list-style-type: none">► F-150 Touring Side Exit Exhaust for 145" WB, Chrome Tips with 2.7L Engine	M-5200-F1527RSCA <ul style="list-style-type: none">► F-150 Sport Side Exit Exhaust for 145" WB, Chrome Tips with 2.7L Engine	M-5200-F1527RECA <ul style="list-style-type: none">► F-150 Extreme Side Exit Exhaust for 145" WB, Chrome Tips with 2.7L Engine
M-5200-F1535RTBA <ul style="list-style-type: none">► F-150 Touring Side Exit Exhaust for 145" WB, Black Chrome Tips with 3.5L Engine	M-5200-F1535RSBA <ul style="list-style-type: none">► F-150 Sport Side Exit Exhaust for 145" WB, Black Chrome Tips with 3.5L Engine	M-5200-F1535REBA <ul style="list-style-type: none">► F-150 Extreme Side Exit Exhaust for 145" WB, Black Chrome Tips with 3.5L Engine
M-5200-F1535RTCA <ul style="list-style-type: none">► F-150 Touring Side Exit Exhaust for 145" WB, Chrome Tips with 3.5L Engine	M-5200-F1535RSCA <ul style="list-style-type: none">► F-150 Sport Side Exit Exhaust for 145" WB, Chrome Tips with 3.5L Engine	M-5200-F1535RECA <ul style="list-style-type: none">► F-150 Extreme Side Exit Exhaust for 145" WB, Chrome Tips with 3.5L Engine
M-5200-F1550RTBA <ul style="list-style-type: none">► F-150 Touring Side Exit Exhaust for 145" WB, Black Chrome Tips with 5.0L Engine	M-5200-F1550RSBA <ul style="list-style-type: none">► F-150 Sport Side Exit Exhaust for 145" WB, Black Chrome Tips with 5.0L Engine	M-5200-F1550REBA <ul style="list-style-type: none">► F-150 Extreme Side Exit Exhaust for 145" WB, Black Chrome Tips with 5.0L Engine
M-5200-F1550RTCA <ul style="list-style-type: none">► F-150 Touring Side Exit Exhaust for 145" WB, Chrome Tips with 5.0L Engine	M-5200-F1550RSCA <ul style="list-style-type: none">► F-150 Sport Side Exit Exhaust for 145" WB, Chrome Tips with 5.0L Engine	M-5200-F1550RECA <ul style="list-style-type: none">► F-150 Extreme Side Exit Exhaust for 145" WB, Chrome Tips with 5.0L Engine
M-5200-F1527DTBA <ul style="list-style-type: none">► F-150 Touring Rear Exit Exhaust for 145" WB, Black Chrome Tips with 2.7L Engine	M-5200-F1527DSBA <ul style="list-style-type: none">► F-150 Sport Rear Exit Exhaust for 145" WB, Black Chrome Tips with 2.7L Engine	M-5200-F1527DEBA <ul style="list-style-type: none">► F-150 Extreme Rear Exit Exhaust for 145" WB, Black Chrome Tips with 2.7L Engine
M-5200-F1527DTCA <ul style="list-style-type: none">► F-150 Touring Rear Exit Exhaust for 145" WB, Chrome Tips with 2.7L Engine	M-5200-F1527DSCA <ul style="list-style-type: none">► F-150 Sport Rear Exit Exhaust for 145" WB, Chrome Tips with 2.7L Engine	M-5200-F1527DECA <ul style="list-style-type: none">► F-150 Extreme Rear Exit Exhaust for 145" WB, Chrome Tips with 2.7L Engine
M-5200-F1527DTFA <ul style="list-style-type: none">► F-150 Touring Rear Exit Exhaust for 145" WB, Carbon Fiber Tips with 2.7L Engine	M-5200-F1527DSFA <ul style="list-style-type: none">► F-150 Sport Rear Exit Exhaust for 145" WB, Carbon Fiber Tips with 2.7L Engine	M-5200-F1527DEFA <ul style="list-style-type: none">► F-150 Extreme Rear Exit Exhaust for 145" WB, Carbon Fiber Tips with 2.7L Engine
M-5200-F1535DTBA <ul style="list-style-type: none">► F-150 Touring Rear Exit Exhaust for 145" WB, Black Chrome Tips with 3.5L Engine	M-5200-F1535DSBA <ul style="list-style-type: none">► F-150 Sport Rear Exit Exhaust for 145" WB, Black Chrome Tips with 3.5L Engine	M-5200-F1535DEBA <ul style="list-style-type: none">► F-150 Extreme Rear Exit Exhaust for 145" WB, Black Chrome Tips with 3.5L Engine
M-5200-F1535DTCA <ul style="list-style-type: none">► F-150 Touring Rear Exit Exhaust for 145" WB, Chrome Tips with 3.5L Engine	M-5200-F1535DSCA <ul style="list-style-type: none">► F-150 Sport Rear Exit Exhaust for 145" WB, Chrome Tips with 3.5L Engine	M-5200-F1535DECA <ul style="list-style-type: none">► F-150 Extreme Rear Exit Exhaust for 145" WB, Chrome Tips with 3.5L Engine
M-5200-F1535DTFA <ul style="list-style-type: none">► F-150 Touring Rear Exit Exhaust for 145" WB, Carbon Fiber Tips with 3.5L Engine	M-5200-F1535DSFA <ul style="list-style-type: none">► F-150 Sport Rear Exit Exhaust for 145" WB, Carbon Fiber Tips with 3.5L Engine	M-5200-F1535DEFA <ul style="list-style-type: none">► F-150 Extreme Rear Exit Exhaust for 145" WB, Carbon Fiber Tips with 3.5L Engine



M-5200-F1550DTBA

- F-150 Touring Rear Exit Exhaust for 145" WB, Black Chrome Tips with 5.0L Engine

M-5200-F1550DTCA

- F-150 Touring Rear Exit Exhaust for 145" WB, Chrome Tips with 5.0L Engine

M-5200-F1550DTFA

- F-150 Touring Rear Exit Exhaust for 145" WB, Carbon Fiber Tips with 5.0L Engine

M-5200-F1550DSBA

- F-150 Sport Rear Exit Exhaust for 145" WB, Black Chrome Tips with 5.0L Engine

M-5200-F1550DSCA

- F-150 Sport Rear Exit Exhaust for 145" WB, Chrome Tips with 5.0L Engine

M-5200-F1550DSFA

- F-150 Sport Rear Exit Exhaust for 145" WB, Carbon Fiber Tips with 5.0L Engine

M-5200-F1550DEBA

- F-150 Extreme Rear Exit Exhaust for 145" WB, Black Chrome Tips with 5.0L Engine

M-5200-F1550DECA

- F-150 Extreme Rear Exit Exhaust for 145" WB, Chrome Tips with 5.0L Engine

M-5200-F1550DEFA

- F-150 Extreme Rear Exit Exhaust for 145" WB, Carbon Fiber Tips with 5.0L Engine

Fits Model Years 2015-2019

- Fits 2015-2019 Regular Cab, SuperCab and Crew Cab F-150 with 122," 141," 145," 157" & 163" wheelbase
- 157" and 163" wheelbase trucks require an additional mid-pipe listed below
- Available in both dual right-side exit or dual split rear exit models
- Uniquely designed and tuned to provide optimum performance, aggressive sound, durability and pure driving excitement!

Sound Level Options:

- **Touring** – Deeper tone than stock. Meets 95 decibel drive-by noise standard for aftermarket exhaust systems when installed in stock applications
- **Sport** – Deeper tone with increased volume over stock
- **Extreme** – New for 2018! Our most aggressive exhaust sound yet!

Tip Styles Available:

- 4" Rolled-edge chrome plated stainless steel
- 4" Rolled-edge black chrome plated stainless steel
- 4" carbon fiber

All systems bolt to stock catalytic converters, are approximately 30 lbs. lighter than the factory cat-back system and use stock hangers and mounts.

Application Notes:

- 122" and 141" wheelbase trucks require shortening the mid-pipe. Please refer to installation instructions
- 157" wheelbase requires M-5248-F15157A Mid-pipe
- 163" wheelbase requires M-5248-F15163A Mid-pipe

Please see our website (performanceparts.ford.com) for additional information on these exhaust systems and systems for other applications.

This component is eligible for the Ford Performance Parts Limited Warranty.

FORD PERFORMANCE PARTS ARE AFTERMARKET PARTS

Ford Motor Company, The American Road, Dearborn, MI 48025, provides a Limited Warranty on select Ford Performance Parts as described herein when installed on late model Ford vehicles. This warranty works in conjunction with – and does not void – the Manufacturer’s New Vehicle Limited Warranty. It is valid for the original retail purchaser of the vehicle and is transferable to subsequent vehicle owners.

CONSUMER DISCLAIMER NOTICE

Most Ford Performance Parts are not sold with a warranty. Ford Performance Parts are sold “as is,” “with all faults,” “as they stand” and without any express warranty whatsoever, unless otherwise expressly designated herein.

PERFORMANCE PACKS AND COMPONENT PARTS

Performance Packs and Components are warranted for factory-supplied material or workmanship when correctly and completely installed on a late model Ford vehicle by an authorized Ford or Lincoln Dealer, Shelby American, Inc., or an automotive service technician certified by the Institute for Automotive Service Excellence (ASE) or endorsed by the Red Seal Program (RSE). This Performance Packs and Components Limited Warranty begins upon installation and registration of the part(s) with Ford Performance and remains in effect for the balance of 36 months or 36,000 miles/60,000 kilometers, whichever occurs first, *calculated from the start date of the Manufacturer’s New Vehicle Limited Warranty.*

Installation of these select warranted Ford Performance performance packs and components by an authorized installer will NOT void your New Vehicle Limited Warranty. Engine, driveline and suspension concerns not caused by the use of Ford Performance Parts remain eligible for warranty coverage according to the terms of the New Vehicle Limited Warranty.

Ford Performance Parts are aftermarket parts. The use of Ford Performance Parts may impact the performance characteristics of other systems of the vehicle. Even when operating properly, Ford Performance Parts, such as these, have the potential to adversely impact other systems of the vehicle. If an adverse impact is caused by a warranted Ford Performance performance pack or component, the period and coverage of this Ford Performance Limited Warranty applies to the repairs.

FORD TRUCKS
RANGER

2020 Ranger LARIAT with Sport Package in Saber.* Personalized with dash cam by Thinkware,^{®1} Aeroskin[®] Hood Protector by Lund,^{®1} front tow hooks, side window deflectors, black rectangular step bars, fender flares by Bushwacker,[†] 18" black machined-face aluminum wheels, Embark LS tonneau/bed cover by Advantage,^{®1} and low-profile bed rack and cargo basket by Yakima.^{®1}

*Metallic.

BED PRODUCTS

Bed Cargo Net

Help ensure lightweight goods stay put with all-weather, reinforced web-style mesh; stretch this bed-sized net over items and then cinch in place for a form-fitting hold.

A. KB3Z-99550A66-A Horizontal, For 5' and 6' Beds

Fits Model Years 2019-2020

Bed Cargo Sling Organizer by TruXedo^{®1}

Get the utility of a toolbox with this rail-mounted, commercial-grade cargo bag that boasts 8 cu. ft. of storage space, 3 front pockets, a repositionable divider, and plastic floor.

Fits under most tonneau/bed covers.

+ B. VJL3Z-54550A66-A

Fits Model Years 2019-2020

Bed Extender by Lund^{®1}

Classic U-shape design can be flipped out with the tailgate open for added cargo space; flip it forward and close the tailgate to keep items expressly corralled within the truck bed.

+ C. VKB3Z-99286A40-B

Fits Model Years 2019-2020

Bed Light Kit, TouchLink™ by Lumen^{®1}

No switches required for high-intensity LED illumination: Touch a single lamp for 2 seconds to alight all – to turn off, touch any lens or let the 1-hour timer do so; hardwired to electrical system.

+ D. VKB3Z-13E754-A Set of 4

Fits Model Years 2019-2020

Bed Mat

Reinforced synthetic rubber cushions, and resists tearing, cracking and fading; custom-fit.

E. KB3Z-99112A15-A For 5' Bed

E. KB3Z-99112A15-B For 6' Bed

Fits Model Years 2019-2020

Bed Mat, Impact by Bedrug^{®1}

The anti-skid ¾" padded floor is easy on knees and chemical-weather/fade-resistant, plus the tailgate-gap-guard hinge ensures a void-free surface and helps keep debris at bay; custom-fit.



F. VKB3Z-99112A15-B Heavy-Duty, For 5' Bed

F. VKB3Z-99112A15-C Heavy-Duty, For 6' Bed

Fits Model Years 2019-2020



+ New content added to this issue. | ¹Ford Licensed Accessory. | ²Vehicle application and restrictions apply. Additional components are required. See dealer for details. | ³Consult your Owner's Manual for specific weight ratings. | ⁴PEPS (Passive Entry/Passive Start) is the Push-Button Start System. | ⁵Distance may vary depending on vehicle location and environment. | ⁶Consult Owner's Manual for details on vehicle carrying capacities.



WHEN YOU'RE READY
TO PERSONALIZE:

Visit accessories.ford.com

—or—

See your Ford Dealer

Bed Rails

Top off the sides of your bed with weather-resistant, thermoplastic protectors; molded in black.

- A. 7L5Z-99291A40-AA For 6' Bed

Fits Model Years 2007-2011

Bed Tailgate Liner

Tough, high-density polyethylene liner is weatherproof and fits exactly; no-drill installation. *Cannot be used when stowable load ramps are installed.*

- B. KB3Z-99000A38-CA Black

Fits Model Years 2019-2020

- C. F77Z-99000A38-KA Black, For Styleside Bed

Fits Model Years 2004-2011

Bed Tailgate Lock

Attaches snug-and-sure to the passenger-side tailgate post to help prevent unwanted removal.

- D. VKB3Z-18168-A

Fits Model Years 2019-2020

Bed Tailgate, Viscous Dampening Cartridge

Lower your tailgate in a safe, controlled manner and then have it come to a soft landing at full open.

- + E. VKB3Z-99406A10-A

Fits Model Years 2019-2020

Bedliner

In addition to an impeccable fit and high-impact protection, this hard drop-in liner has a skid-resistant, non-pooling ribbed floor with a static-dissipative finish; includes tailgate liner.

- F. KB3Z-9900038-AA Black, For 5' Bed
- F. KB3Z-9900038-BA Black, For 6' Bed

Fits Model Years 2019-2020

- G. F77Z-9900038-FA Black, For 6' Styleside Bed, Over-the-Rail Style
- G. F77Z-9900038-HA Black, For 7' Styleside Bed, Over-the-Rail Style

Fits Model Years 1997-2011

Bedliner, Sportliner™

Get the look and comfort of carpet in a tough 100% polypropylene product that's knee-friendly, fits like a glove, and is weather-, chemical-, skid- and fade-resistant; includes tailgate liner.

- H. VKB3Z-9900038-A For 5' Bed
- H. VKB3Z-9900038-B For 6' Bed

Fits Model Years 2019-2020

- I. VAL5Z-9900038-AA For 6' Bed

Fits Model Years 1994-2011

Pivot Storage Box

Without reaching over or climbing into the bed, access gear simply by pulling a release lever; this innovative, lockable box is built to last from high-impact, weather-resistant ABS plastic.

- J. VKB3Z-17N004-A For Driver Side, For Use Without Bed Extender
- J. VKB3Z-17N004-B For Passenger Side, For Use Without Bed Extender

Fits Model Years 2019-2020

Sport Bar

Give your bed a bold, adventurous appearance – in bright or black – that includes an integral CHMSL; no-drill installation for this robust, yet lightweight, 3" round tubing. *Not for use as a roll bar – for appearance only. Not compatible with tonneau/bed covers.*

- + K. VKB3Z-99518K00-A Polished Stainless Steel
- + L. VKB3Z-99518K00-B Black Powdercoat Steel

Fits Model Years 2019-2020

Sport Bar Side Plates

Add these emphatic finishing touches to the striking sport bar (sold separately); corrosion-resistant aluminum with block-lettered logo.

- + M. VKB3Z-99286F86-A Matte Black Powdercoat, Set of 2

Fits Model Years 2019-2020

Tie-Downs, Stake-Pocket Retractable

Stalwart anchor points pop-up for use, then snap back into recessed housing; 1,000-lb. capacity.

- N. VAC3Z-99000A64-A Black, Set of 2
- O. VAC3Z-99000A64-B Polished Stainless, Set of 2



Fits Model Years 2006-2011


Tonneau/Bed Cover, Embark LS

Trendsetting retractable design helps reduce wind drag, patented systems shield the bed from dirt and water, and built-in channels accommodate racks — bed access is maintained. *Retractable with channels to allow mounting of racks by THULE®*

- P. VKB3Z-99501A42-E Matte Black, For 5' Bed
- P. VKB3Z-99501A42-F Matte Black, For 6' Bed

Fits Model Years 2019-2020





Tonneau/Bed Cover, Hard Folding by REV¹
Flush-mount, “no-profile” design has rigid foam core and aluminum construction; lock the cover in full folded-forward open position – with the included prop rods – for access to the whole bed. *Fits between the bed rails. Cannot be used when stowable load ramps are installed.*

- A.** VKB3Z-99501A42-C For 5' Bed
- A.** VKB3Z-99501A42-D For 6' Bed

Fits Model Years 2019-2020



Tonneau/Bed Cover, Hard Roll-Up by REV¹
Flush-mount, “no-profile” design has aluminum channels underneath – you get the benefits of both a hard-folding cover and a soft roll-up version; easy one-handed operation. *Fits between the bed rails. Cannot be used when stowable load ramps are installed.*

- B.** VKB3Z-99501A42-G For 5' Bed
- B.** VKB3Z-99501A42-H For 6' Bed

Fits Model Years 2019-2020



Tonneau/Bed Cover, Soft Folding by Advantage¹
Trifold design with top-of-rail mount – for maximum cargo height space – has heavy-duty vinyl covering on a sturdy aluminum frame; drive with the cover folded forward to haul large loads. *Fits across-the-bed rails. Cannot be used when stowable load ramps or pivot storage box are installed.*

- C.** VKB3Z-99501A42-A For 5' Bed
- C.** VKB3Z-99501A42-B For 6' Bed

Fits Model Years 2019-2020



Tonneau/Bed Cover, Soft Roll-Up by TruXedo^{®1}
High-quality, high-durability vinyl cover with top-of-bed rail mount and an aluminum frame; preset tension control in the latching system helps keep the cover tight in any climate.

- D.** V9L5Z-99501A42-AA For 6' Bed
- D.** V9L5Z-99501A42-BA For 7' Bed

Fits Model Years 1982-2011



Tonneau/Bed Cover, XLP Premium Soft Roll-Up by TruXedo^{®1}
Its low-profile design – with between-the-rail mount – is topped with an industrial-grade, leather-grain fabric; automatic tension control keeps this cover taut and looking its best in heat or cold.

- +** VKB3Z-99501A42-N For 5' Bed
- +** VKB3Z-99501A42-P For 6' Bed

Fits Model Years 2019-2020

ELECTRONICS

Backup Alarm by ECCO^{®1}
Self-adjusting, external-alert system measures ambient noise for suitable warning volume.

- G.** VKB3Z-14N137-A Plug-'n-Play

Fits Model Years 2019-2020

Bullfrog[®] Hop by KICKER^{®1}
Take-anywhere speaker with signature bass (1.65" drivers, 1.4" x 2.8" subwoofers), 100' streaming, 360° soundfield, AUX jack and 12-hour battery; water-resistant/dust-tight IP67 rating.

- H.** VHL3Z-18808-A Portable Bluetooth[®] Speaker

Fits Model Years 2019-2020

Bullfrog[®] Jump by KICKER^{®1}
Take-anywhere speaker with signature bass (3" drivers, 3" x 4" subwoofers), 100' streaming, 360° soundfield, FM tuner, AUX jack and 20-hour battery; water-resistant/dust-tight IP66 rating.

- I.** VHL3Z-18808-B Portable Bluetooth[®] Speaker

Fits Model Years 2019-2020

Dash Cam by Thinkware^{®1}
On the go and in parking surveillance mode, record action in Full HD (1080p) and Wide Dynamic Range (WDR) – coverage is complete with a 140-degree viewing angle and high-sensitivity performance in low-light and nighttime conditions; view footage on your computer. **Dash Cam only:** Discreet design with easy-to-use software for settings; embeds GPS data. **Dash Cam with Rear Camera:** Look both ways; camera records out the back window in 720p. **Dash Cam with Infrared Camera:** Look inside too; camera records interior events in 720p.

- + J.** VHL3Z-19G490-C Dash Cam
- + K.** VHL3Z-19G490-D Dash Cam and Rear-Facing Camera
- + L.** VHL3Z-19G490-E Dash Cam and Infrared Camera

Fits Model Years 2019-2020

HitchScan[™] Rear Park Assist Sensor and Hitch Step by Rosen^{®1}

System activates whenever you shift into Reverse, providing an audible alert and visual indication when it detects an object within the scanning area behind you; with support step. (Driver-assist features are supplemental and do not replace the driver's attention, judgment, and need to control the vehicle.)

Fits 1¼" and 2" hitch receivers.

- M.** VAG1Z-15K859-A Reverse Sensor


Fits Model Years 2019-2020

Keyless Entry Keypad

Programmable, backlit keypad unlocks or locks your vehicle; no wiring or drilling necessary.

- + N.** KB3Z-14A626-A For Vehicles Without Factory Remote Start, Can Be Used With Dealer-Installed Remote Start Kits
- + N.** KB3Z-14A626-B For Vehicles With Factory Remote Start

Fits Model Years 2019-2020



WHEN YOU'RE READY
TO PERSONALIZE:

Visit accessories.ford.com

—or—

See your Ford Dealer

+ New content added to this issue. | ¹Ford Licensed Accessory. | ²Vehicle application and restrictions apply. Additional components are required. See dealer for details. | ³Consult your Owner's Manual for specific weight ratings. | ⁴PEPS (Passive Entry/Passive Start) is the Push-Button Start System. | ⁵Distance may vary depending on vehicle location and environment. | ⁶Consult Owner's Manual for details on vehicle carrying capacities.



Lighting, LED Warning Strobes by SoundOff Signal^{®1}
On the job, high-mounted strobes make your truck more visible – up to 1,000' in daylight and up to 1 mile in darkness; 2 forward strobes at back of hood, 2 rear strobes near CHMSL. *For fleet use. Not compatible with LED work task light.*
A. VKB3Z-13C788-A LED Safety Flashers
Fits Model Years 2019-2020



Lighting, LED Work Task Light by SoundOff Signal^{®1}
Brighten the box much more: Custom bezel houses 2 radiant LED spotlights; with on/off switch. *Not compatible with LED warning strobes.*
B. VKB3Z-13C788-B LED Work Light
Fits Model Years 2019-2020



Rear Seat Entertainment – NextBase[®] Duo Cinema by VOXXAutomotive^{™1}
Two adjustable LED 10.1" screens – with a DVD player, plus HDMI and USB inputs, on the master unit – mount on 2-post headrests; you can show the same thing on both screens.
C. VGJ5Z-10E947-A Dual Portable DVD Players
Fits Model Years 2019-2020

Remote Start System
Warm or cool your vehicle interior from afar at the push of a button; range up to 1,000'.⁵
Bi-Directional: No need to see vehicle – fob flashes/beeps when engine starts; with car find.
Series 100: Vehicle parking lights turn on to indicate engine is running.
Series 200: Vehicle parking lights turn on to indicate engine is running; also has Ford Perimeter Plus security, car find, panic, and 2 owner-programmable buttons on fob.
D. 9L5Z-19G364-A Bi-Directional. Requires PATS Interface Kit 8L3Z-19G365-BA.
Fits Model Years 2008-2011
E. 7L5Z-19G364-AA Series 100, One-Button. Requires PATS Interface Kit 8L3Z-19G365-BA.
F. 7L3Z-19G364-AA Series 200 With Remote Keyless Entry and Vehicle Security. Requires PATS Interface Kit 8L3Z-19G365-BA.
Fits Model Years 2007-2011



Vehicle Security System – Ford Perimeter Plus
Has components not available from the factory – if glass or a body panel is impacted, 2-stage shock sensor interprets severity. Alarm also sounds if hood/tailgate/doors forced open.
G. 7L3Z-19A361-AA For Vehicles Equipped With Factory Remote Keyless. Uses Factory Key Fob.
Fits Model Years 2007-2011



VEHICLE SECURITY SYSTEM – FORD PERIMETER PLUS AND REMOTE START SYSTEMS


Vehicle Security System – Ford Perimeter Plus
Has components not available from the factory – if glass or a body panel is impacted, 2-stage shock sensor interprets severity. Alarm also sounds if hood/tailgate/doors forced open. *Requires dealer installation. Basic remote start (up to 300'⁵ range) is available for factory fobs when activated by dealer. Vehicle must be equipped with factory power door locks.*
H. KN1Z-19A361-A Plug 'n Play Module With Harness
Fits Model Years 2019-2020

Remote Start System – Long-Range
From up to 1,000'⁵ away, heat up or cool down your vehicle with the 1-button remotes that come with this system; parking lights turn on to indicate the engine is running. *Requires dealer installation. (May require additional equipment.) Includes Ford Perimeter Plus Vehicle Security System. Security system functions and basic remote start (up to 300'⁶ range) are available for factory fobs when activated by dealer.*
Requires:
H. KN1Z-19A361-A Plug 'n Play Module With Harness
I. JS7Z-15K601-C Long-Range Remote Start Kit, 2 Key Fobs Included in Kit
Fits Model Years 2019-2020

Remote Start System – Long-Range With Confirmation
At up to 1,000',⁵ there's no need to see your vehicle to know it's heating up or cooling down: The system's 2-button remote flashes/beeps to indicate engine idling; with long-range car find. *Requires dealer installation. (May require additional equipment.) Includes Ford Perimeter Plus Vehicle Security System. Security system functions and basic remote start (up to 300'⁶ range) are available for factory fobs when activated by dealer.*
Requires:
H. KN1Z-19A361-A Plug 'n Play Module With Harness
J. JS7Z-15K601-B Long-Range With Confirmation Remote Start Kit
Fits Model Years 2019-2020

Remote Start System – Optional Ultra-Long-Range Extender
More than double your remote-start reach: Maximize it up to a full 2,500'.⁵
Requires dealer installation. For Long-Range Remote Start System and Long-Range Remote Start System With Confirmation.
K. JS7Z-15603-A Ultra-Long-Range Extender Antenna Kit
Fits Model Years 2019-2020

Vehicle Security System – Ford Perimeter Plus – Optional LED Kit
A handy visual cue and break-in deterrent; LED indicator turns on when security is active. *Requires Vehicle Security System – Ford Perimeter Plus Module.*
L. DM5Z-19D596-A LED Kit
Fits Model Years 2019-2020



WHEN YOU'RE READY
TO PERSONALIZE:

Visit accessories.ford.com

–or–

See your Ford Dealer

⁺ New content added to this issue. | ¹Ford Licensed Accessory. | ²Vehicle application and restrictions apply. Additional components are required. See dealer for details. | ³Consult your Owner's Manual for specific weight ratings. | ⁴PEPS (Passive Entry/Passive Start) is the Push-Button Start System. | ⁵Distance may vary depending on vehicle location and environment. | ⁶Consult Owner's Manual for details on vehicle carrying capacities.



EXTERIOR

Deflector, Aeroskin® Hood Protector by Lund^{®1}
Sleek profile adds appeal and hugs the contours, helping to shield against bugs, stones and debris.

- A.** VKB3Z-16C900-A Smoke-Color
- B.** VKB3Z-16C900-B Black-Textured Finish
- C.** VKB3Z-16C900-C Chrome

Fits Model Years 2019-2020

Deflector, Aeroskin® II Hood Protector by Lund^{®1}
It flows with the contours and features a raised lip across the center; helps ricochet debris away.

- D.** VKB3Z-16C900-D Black-Textured Finish

Fits Model Years 2019-2020

Deflector, Hood
Distinctive look redirects airstream to help carry bugs, stones and debris up and over the roof.

- E.** KB3Z-16C900-A Smoke-Color

Fits Model Years 2019-2020

- F.** 4L5Z-16C900-BA Smoke-Color

Fits Model Years 2004-2011

Deflectors, Side Window
On the go or when parked, let fresh air in and keep rain out; also helps keep sun out of eyes.

- G.** VKB3Z-18246-A For SuperCab
- G.** VKB3Z-18246-B For SuperCrew[®]

Fits Model Years 2019-2020

- H.** VGL5Z-18246-A Smoke-Color, Front Only, 2-Piece Set, For Regular and SuperCab

Fits Model Years 1993-2011

Door Molding, Lower by Air Design^{®1}
A blatantly bold solution for added protection against road debris; no painting or drilling required.

- + I.** VKL5Z-1820049-A Satin Black, 4-Piece Set, For SuperCrew[®]

Fits Model Years 2019-2020

Exhaust Tip
Chrome-plated, corrosion-resistant stainless steel definitely catches the eye; no-drill install.

- J.** 4L5Z-5K238-AA Chrome

Fits Model Years 2008-2011

Exterior Trim Kit by Putco^{®1} **Tailgate Lettering**
Customize your truck with top-quality 304 stainless steel that's finely polished in brilliant chrome or shaded alluringly in black; precision-fit, peel-and-stick installation.

- K.** VKB3Z-9942528-A Stainless Steel
- L.** VKB3Z-9942528-B Black Platinum Stainless Steel

Fits Model Years 2019-2020

Fender Flares by Bushwacker^{®1}
On-road or off, these rugged flares convey an iconic bolt-on look – and they supply an additional 1.5" of tire coverage to help protect against kicked-up dirt and debris; easy, no-drill installation.

- M.** VKB3Z-16268-A Black Textured Finish, 4-Piece Set, Assembled and Ready For Installation, For SuperCrew[®]
- N.** VKB3Z-16268-B Primed Smooth Finish, Paintable, 4-Piece Set, Unassembled and Ready For Prep/Paint (Shown Painted), For SuperCrew[®]
- M.** VKB3Z-16268-C Black Textured Finish, 4-Piece Set, Assembled and Ready For Installation, For SuperCab
- N.** VKB3Z-16268-D Primed Smooth Finish, Paintable, 4-Piece Set, Unassembled and Ready For Prep/Paint (Shown Painted), For SuperCab

Fits Model Years 2019-2020

Fender Vent by Air Design^{®1}
Change out the factory vents for these sweet-looking, black-out vents equipped with purposeful, pre-assembled honeycomb mesh grilles; no drilling or cutting required.

- + O.** VKL5Z-16228-A Satin Black, 2-Piece Set

Fits Model Years 2019-2020

Ford Custom Graphics by VISCO[®]
Mix and match from a sensational selection of eye-grabbing designs; precision-fit.

- P.** VKB3Z-6320000-A Hood Cowl Stripe Kit, Matte Black
- Q.** VKB3Z-6320000-B Ranger Speed Stripe Kit
- Q.** VKB3Z-6320000-C Matte Black, Ranger Speed Stripe Kit
- R.** VKB3Z-6320000-D Matte Black, For SuperCrew[®]

Fits Model Years 2019-2020



+ New content added to this issue. | ¹Ford Licensed Accessory. | ²Vehicle application and restrictions apply. Additional components are required. See dealer for details. | ³Consult your Owner's Manual for specific weight ratings. | ⁴PEPS (Passive Entry/Passive Start) is the Push-Button Start System. | ⁵Distance may vary depending on vehicle location and environment. | ⁶Consult Owner's Manual for details on vehicle carrying capacities.



Hood Scoop by Air Design^{®1}
Sure to impress, this mod runs nearly the length of the hood and sports a faux honeycomb grille; no painting or drilling required.
+ A. VKL5Z-16C630-A **Satin Black**
Fits Model Years 2019-2020

Rocker Panel and Door Sill Armor by Bushwacker^{®1}
Buttress your truck’s defense down low, outside and inside: Proprietary TPO material is ruggedized for durability, and it’s texturized for delight-ability; no-drill, adhesive installation.
+ B. VKB3Z-1613208-A **Matte Black, 4-Piece Set, For SuperCab**
+ B. VKB3Z-1613208-B **Matte Black, 4-Piece Set, For SuperCrew[®]**
Fits Model Years 2019-2020

Splash Guards, Premium Flat
The classic way to minimize road spray, helping to protect your paintwork from chips.
C. CL3Z-16A550-S **Black Without Bright Stainless Steel Accent, Rear Pair, With Ford Oval Logo**
D. CL3Z-16A550-T **Black With Bright Stainless Steel Accent, Rear Pair, With Ford Oval Logo**
+ KB3Z-16A550-J **Black Without Bright Accent, Front Pair, With Ford Oval Logo**
Fits Model Years 2019-2020

Splash Guards, Gatorback[®] by Truck Hardware[™]
A hard-working looker, each textured-and-ribbed flap boasts premium virgin rubber, a decorated 304 stainless steel plate, aluminum backing and pre-punched holes.
E. VKB3Z-16A550-A **Front Pair, With Ranger Script Logo**
F. VKB3Z-16A550-C **Rear Pair, With Ranger Script Logo**
Fits Model Years 2019-2020

Splash Guards, Molded
Uniquely contoured to stylishly reduce road spray, helping to protect your finish from chips.
G. KB3Z-16A550-AB **Black, Front Pair**
H. KB3Z-16A550-BB **Black, Rear Pair**
Fits Model Years 2019-2020

Sportz[®] Tent by Napier¹
Sleep comfortably above the ground: Easy-setup tent has a patented sewn-in floor, a rear door for direct cab access, an awning, vents, windows and a rain fly; over 5½’ headroom.
I. VKB3Z-99000C38-A **For 5’ Bed**
Fits Model Years 2019-2020

Step Bars
Added appeal and assist: coated corrosion-resistant, cast-aluminum bars; no-drill installation.
J. 7L5Z-16450-CA **Black, For SuperCab, 2-Door**
J. 7L5Z-16450-DA **Black, For SuperCab, 4-Door**
 7L5Z-16450-EA **Chromed Aluminum, For SuperCab, 4-Door**
Fits Model Years 2007-2011

Step Bars, Rectangular
Get a leg up: rugged corrosion-resistant bars with slip-resistant step pads; no-drill installation.
K. KB3Z-16450-CC **Black, For SuperCrew[®]**
K. KB3Z-16450-AC **Black, For SuperCab**
L. KB3Z-16450-DB **Chrome, For SuperCrew[®]**
L. KB3Z-16450-BB **Chrome, For SuperCab**
Fits Model Years 2019-2020

Tailgate Spoiler by Air Design^{®1}
Top off the tailgate with a special aero-designed effect that’ll get a lot of double takes – looks doubly great with the tailgate trim (sold separately); no painting or drilling required.
+ M. VKB3Z-9944210-A **Satin Black**
Fits Model Years 2019-2020

Tailgate Trim by Air Design^{®1}
“Got your back” takes on new meaning with this aggressive full-width addition – makes for quite the statement with the tailgate spoiler (sold separately); no painting or drilling required.
+ N. VKB3Z-99425A34-A **Satin Black**
Fits Model Years 2019-2020



WHEN YOU'RE READY
TO PERSONALIZE:

Visit accessories.ford.com

—or—

See your Ford Dealer

⁺ New content added to this issue. | ¹Ford Licensed Accessory. | ²Vehicle application and restrictions apply. Additional components are required. See dealer for details. | ³Consult your Owner's Manual for specific weight ratings. | ⁴PEPS (Passive Entry/Passive Start) is the Push-Button Start System. | ⁶Distance may vary depending on vehicle location and environment. | ⁶Consult Owner's Manual for details on vehicle carrying capacities.



A



B



C



D



E

RACKS AND CARRIERS

RACKS by Yakima®¹

Bed Rack, Adjustable-Height by Yakima®¹,²

Adjusts from 19"-30" to create custom setups for maximum utility and versatility, plus QuickChange™ attachment ensures easy on-off placement; lockable, with 2 heavy-duty T-slot crossbars.

+ A. VKB3Z-9955100-A Includes: Adapter Kit, For Use With Embark LS Tonneau/Bed Cover

+ A. VKB3Z-9955100-B

Fits Model Years 2019-2020

Bed Rack, Low-Profile by Yakima®¹,²

Rack out with an easy-to-reach height and tool-free attachment; 4 lockable towers seamlessly hold 2 heavy-duty aluminum T-slot crossbars with integrated tie-down points on the endcaps.

+ B. VKB3Z-7855100-G

Fits Model Years 2019-2020

Bed Rack, Medium-Profile by Yakima®¹,²

Fixed 13" rise provides ready access and a low center of gravity, plus QuickChange™ attachment ensures easy on-off placement; lockable, with tie-down points and 2 heavy-duty T-slot crossbars.

+ C. VKB3Z-9955100-C Includes: Adapter Kit, For Use With Embark LS Tonneau/Bed Cover

+ C. VKB3Z-9955100-D

Fits Model Years 2019-2020

Bed/Rack Extension, Hitch-Mounted by Yakima®¹,²

Expand carrying capabilities, going roof level or beyond the bed with this strong aluminum addition that's height- and tilt-adjustable; movable ballistic nylon soft pad, plus anchor straps. For 2" receiver.

+ D. VKB3Z-99286A40-A

Fits Model Years 2019-2020

Roof Rack Kit by Yakima®¹,²

Advanced adjust-ability helps optimize the load-it-up fit of the 4 lockable towers; 2 extruded-aluminum JetStream™ T-slot crossbars feature a wind-tunnel-tested JetFlow™ teardrop shape.

+ E. VKB3Z-7855100-F

Fits Model Years 2019-2020

Bike Rack, Hitch-Mounted, Tilt 2-Bike by Yakima®¹

Utilizing side-to-side adjustability, load bikes with 20"-29" wheels and tires up to 4.8" wide in no time flat – for access to back of vehicle, tilt rack down; SKS (Same Key System) locking. For 2" receiver.

+ F. VKB3Z-7855100-M With Locks

Fits Model Years 2019-2020

Bike Rack, Hitch-Mounted, Tilt 4-Bike by Yakima®¹

ZipStrips™ secure bikes, anti-sway cradle eliminates bike-to-bike contact, and control lever tilts rack down for vehicle access; tool-free installation, plus SKS (Same Key System) locking. For 2" receiver.

+ G. VKB3Z-7855100-P With Locks

Fits Model Years 2019-2020

Bike Rack, Hitch-Mounted, Swing 4-Bike by Yakima®¹

Secure bikes to fully padded arms with zero-hassle ZipStrips™ – at a touch, swing the rack away for rear-of-vehicle access; tool-free installation, plus SKS (Same Key System) locking. For 2" receiver.

+ H. VKB3Z-7855100-L With Locks

Fits Model Years 2019-2020

Bike Rack, Hitch Swing Adapter by Yakima®¹

Seamlessly turn most hitch-mount racks that use a 2" receiver into a 90-degree swing-away version for ease of access to the back of the vehicle; SKS (Same Key System) locking. For 2" receiver.

+ I. KB3Z-7855100-N

Fits Model Years 2019-2020

Ski/Snowboard Rack, Hitch-Mounted by Yakima®¹

When it's time to hit the slopes, simply transform a hitch-mounted bike rack into a 6-ski or 4-snowboard rack; adjustable upper and lower arms, plus SKS (Same Key System) locking. Requires 2- or 4-Bike Hitch-Mounted Rack by Yakima.®

+ J. VKB3Z-7855100-R

Fits Model Years 2019-2020

CARRIERS by Yakima®¹

Bike Carrier, Upright by Yakima®¹,²

Ensures zero contact with the bike frame, accommodating wheels from 20"-29" and tires up to 3" wide; tool-free installation, plus SKS (Same Key System) locking. Requires Roof Rack or Bed Rack by Yakima.®

+ K. VKB3Z-7855100-V With Locks

Fits Model Years 2019-2020

Bike Holder, Tailgate by Yakima®¹,²

Transport up to 5 bikes securely in the bed on integrated SitTight™ cradles; pad's nylon exterior resists abrasion and the elements, while an extra-soft felt backing helps protect the truck's paint.

+ L. VKB3Z-9955100-E

Fits Model Years 2019-2020



F



G



H



I



J



K



L

WHEN YOU'RE READY
TO PERSONALIZE:

Visit accessories.ford.com

—or—

See your Ford Dealer

+ New content added to this issue. | ¹Ford Licensed Accessory. | ²Vehicle application and restrictions apply. Additional components are required. See dealer for details. | ³Consult your Owner's Manual for specific weight ratings. | ⁴PEPS (Passive Entry/Passive Start) is the Push-Button Start System. | ⁵Distance may vary depending on vehicle location and environment. | ⁶Consult Owner's Manual for details on vehicle carrying capacities.



Canoe Carrier by Yakima®1,6
Equipped with over-molded rubber pads, securing straps and bow/stern tie-downs, here's how a canoe gets to water in sound style; tool-free installation.
Requires Roof Rack or Bed Rack by Yakima®
+ A. VKB3Z-7855100-D
Fits Model Years 2019-2020



Cargo Basket by Yakima®1,6
Haul gear on high with any of these weather-resistant, heavy-duty steel baskets that come equipped with a custom wind fairing to help reduce drag and noise; tool-free installation.
Requires Roof Rack or Bed Rack by Yakima®
+ B. VKB3Z-7855100-U Small, 58" x 23" x 6.5"
+ C. VKB3Z-7855100-T Medium With 2 Adjustable Accessory Bars, 44" x 40" x 7"
+ D. VKB3Z-7855100-S Extra-Large With Stretch Net, 52" x 48" x 6.5"
Fits Model Years 2019-2020



Cargo Basket Light Brackets by Yakima®1
Capable of carrying off-road lights of virtually any size and shape, these heavy-duty powdered-steel brackets can be mounted to the front or rear of the medium and extra-large baskets.
Requires Cargo Basket by Yakima® *Off-road lights not included.*
+ E. VKB3Z-15266-A 2-Piece Set
Fits Model Years 2019-2020



Cargo Box by Yakima®1,6
Sleek, aerodynamic design features dual-sided opening, a carbonite-textured lid with stiffeners, and SuperLatch™ security; tool-free installation, plus SKS (Same Key System) locking.
Requires Roof Rack or Bed Rack by Yakima®
+ F. VKB3Z-7855100-K 16 cu. ft. Capacity, 81" x 36" x 15"
Fits Model Years 2019-2020



Kayak Carrier by Yakima®1,6
Featuring a handy cam lever and multiple settings, carry 1 kayak in J-cradle position or 2 kayaks in vertical, stacker position; tool-free installation, plus SKS (Same Key System) locking.
Requires Roof Rack or Bed Rack by Yakima®
+ G. VKB3Z-7855100-C With Locks
Fits Model Years 2019-2020



Kayak/Paddleboard Carrier, Load-Assist by Yakima®1,6
Load/unload 1 kayak or 2 boards in a breeze: Slide-and-tilt mount operates at waist level, lowering over 2' and providing 30%-45% weight assistance; SKS (Same Key System) locking.
Requires Roof Rack or Bed Rack by Yakima®
+ H. VKB3Z-7855100-B With Locks
Fits Model Years 2019-2020



Paddleboard Carrier by Yakima®1,6
Soft-padded mount holds 2 boards – up to 36" wide – easily loaded via built-in rollers; integrated strap stowage, tool-free installation, plus SKS (Same Key System) locking.
Requires Roof Rack or Bed Rack by Yakima®
+ I. VKB3Z-7855100-H With Locks
Fits Model Years 2019-2020

Ski/Snowboard Carrier by Yakima®1,6
Holds up to 6 pairs of skis or 4 snowboards with the added benefit of a large button for easy opening with gloves on; tool-free installation, plus SKS (Same Key System) locking.
Requires Roof Rack or Bed Rack by Yakima®
+ J. VKB3Z-7855100-E With Locks
Fits Model Years 2019-2020

ADDITIONS by Yakima®1

Awning by Yakima®1
Window shade-style covering offers 42 sq. ft. of protection against sun and rain, and carry case uses only 6" of rack space; tool-free installation, plus SKS (Same Key System) locking.
Requires Roof Rack or Bed Rack by Yakima®
+ K. VKB3Z-99000C38-E With Locks
Fits Model Years 2019-2020

Eye Bolts by Yakima®1
Create instant tie-down points for securing gear: Drop these rugged steel bolts – with a durable corrosion-resistant finish – into the slot and twist into place; attach to most T-slot crossbars.
+ L. VKB3Z-99000A64-A 2-Piece Set
Fits Model Years 2019-2020

Hook Straps by Yakima®1
Handling a wide range of gear and supplies, these 10' heavy-duty straps are equipped with durable vinyl-coated hooks; for eye bolts, integrated attachment points and other tie-down points.
+ M. VKB3Z-99550B25-A 2-Piece Set
Fits Model Years 2019-2020

Load Stop by Yakima®1
Made with solid-steel strength – and integrated tie-down points – to help keep heavy loads in place; attach to most T-slot crossbars.
+ N. VKB3Z-99000A25-A 4-Piece Set
Fits Model Years 2019-2020

Lock Kit, SKS (Same Key System) by Yakima®1
These 4 cores enable locking of products with just a single key; includes 2 matching keys, and 1 “uncut” control key used only for the installation and removal of an unlocked SKS core.
+ O. VKB3Z-7821984-A 4-Piece Set
Fits Model Years 2019-2020



+ New content added to this issue. | ¹Ford Licensed Accessory. | ²Vehicle application and restrictions apply. Additional components are required. See dealer for details. | ³Consult your Owner's Manual for specific weight ratings. | ⁴PEPS (Passive Entry/Passive Start) is the Push-Button Start System. | ⁶Distance may vary depending on vehicle location and environment. | ⁶Consult Owner's Manual for details on vehicle carrying capacities.



Recovery Track Mount by Yakima®¹
Keep a set of recovery devices on hand for extra traction as needed; holds up to 4 MAXTRAX® MKII, TRED® 800, TRED® 1100 or TRED® Pro recovery boards on most T-slot bars.
Recovery tracks not included.
+ A. VKB3Z-99550B26-B
Fits Model Years 2019-2020



RotopaX™ Mounting Kit by Yakima®¹
Explore with peace of mind: Keep RotopaX fuel and water containers – with their innovative modular design that’s rotational molded – at the ready with this easy-to-install T-slot attachment.
RotopaX not included.
+ B. VKB3Z-99550B27-A
Fits Model Years 2019-2020



Side Bars, Telescoping by Yakima®¹,²
Expand a rack’s gear-carrying capability with adjustable, heavy-duty bars constructed of engineered aluminum and equipped with full-length T-slots.
Requires Adjustable-Height Bed Rack or Medium-Profile Bed Rack by Yakima.®
+ C. VKB3Z-9955100-F 2-Piece Set, Telescopes 36"-64"
+ C. VKB3Z-9955100-G 2-Piece Set, Telescopes 60"-84"
Fits Model Years 2019-2020



Tool Holder by Yakima®¹
Perfectly fitting for a paddle, axe, shovel or other long item with a handle diameter of 1.18" to 1.96" and weighing up to 9 lbs.; attach to most racks, baskets and T-slot crossbars.
+ D. VKB3Z-99550B29-A 2-Piece Set
Fits Model Years 2019-2020



Tent, Rooftop, 2-Person by Yakima®¹,²
Rugged 210D-nylon tent with mesh-panel windows and skylights, 2.5' wall-to-wall foam mattress, and weather-shedding rainfly; tool-free installation, plus SKS (Same Key System) locking.
Requires Roof Rack or Bed Rack by Yakima.®
+ E. VKB3Z-99000C38-C Green, 48" x 42" x 16.5"
Fits Model Years 2019-2020



Tent, Rooftop, Heavy-Duty, 2-Person by Yakima®¹,²
All-season 600D-riptstop-polyester tent with 3000mm waterproof coating, mesh-panel windows and skylights, mattress and rainfly; tool-free installation, plus SKS (Same Key System) locking.
Requires Roof Rack or Bed Rack by Yakima.®
+ F. VKB3Z-99000C38-D 48" x 42" x 16.5"
Fits Model Years 2019-2020



RACKS by THULE®¹

Bike Rack, Hitch-Mounted by THULE®¹
Unique arc design for ease of use; with anti-sway cages, secure-cushioning Hold Fast Cradles™, and a HitchSwitch™ that folds arms and tilts the rack for tailgate access.
For 1¼" and 2" receivers.
G. VGT4Z-7855100-A Carries 2 Bikes
G. VGT4Z-7855100-B Carries 4 Bikes
Fits Model Years 2006-2011, 2019-2020

Bike Rack, Hitch-Mounted, Classic by THULE®¹
Super-rugged platform rack with HitchSwitch™ tilting, frame-free clamping and side-to-side adjustment; fits bikes with wheels from 20"-29" and tires up to 5" wide (except 27.5" fat bike).
For 2" receiver.
+ H. VKB3Z-7855100-Y Carries 2 Bikes
Fits Model Years 2019-2020


Bike Rack, Hitch-Mounted, Lightweight by THULE®¹
Aluminum construction is about half the weight of steel; with integrated anti-sway, 7" spacing between bikes, built-in cable lock, and HitchSwitch™ for tilt/fold (without bikes).
For 1¼" and 2" receivers. Requires Ford Original Equipment Crossbars or Crossbars by THULE.®
+ I. VKB3Z-7855100-X Carries 2 Bikes
Fits Model Years 2019-2020

Bike Frame Adapter by THULE®¹
Modifies women’s, BMX and other non-standard bike frames for the hitch-mounted rack.
Requires 2- or 4-Bike Hitch-Mounted Rack.
J. VDT4Z-7855100-E
Fits Model Years 2006-2011, 2019-2020

Ski/Snowboard Adapter by THULE®¹
Readily transform your hitch-mounted bike rack when it’s time to hit the slopes; with locks.
Requires 2- or 4-Bike Hitch-Mounted Rack by THULE.®
K. VDT4Z-7855100-F Carries 6 Pairs of Skis or 4 Snowboards on 2" Receiver; Carries 4 Pairs of Skis or 2 Snowboards on 1¼" Receiver
Fits Model Years 2006-2011, 2019-2020

Rack Extension, Hitch-Mounted by THULE®¹
Add this 58" steel load bar – with durable plastic coating, 2 straps and a telescoping mast – to the back of the truck to help create more secure and stable transport of long water-sport vessels.
For 2" receiver.
+ L. VKB3Z-9955100-AA
Fits Model Years 2019-2020

Removable Roof Rack and Crossbar System by THULE®¹,²
Versatile system helps transport cargo conveniently on top; with bars, feet, fit kit and locks.
M. VKB3Z-7855100-A
Fits Model Years 2019-2020



+ New content added to this issue. | ¹Ford Licensed Accessory. | ²Vehicle application and restrictions apply. Additional components are required. See dealer for details. | ³Consult your Owner’s Manual for specific weight ratings. | ⁴PEPS (Passive Entry/Passive Start) is the Push-Button Start System. | ⁵Distance may vary depending on vehicle location and environment. | ⁶Consult Owner’s Manual for details on vehicle carrying capacities.



Sports/Ladder Rack by THULE®¹
The complete bed system, with innovative Custom Adjust Bar Height, Integrated AirTrip bar aerodynamics and WindDiffuser™ technology; with tool-free load stops, plus SecureLock.

- A. VJL3Z-9955100-A Silver
- B. VJL3Z-9955100-B Black

Fits Model Years 2019-2020

CARRIERS by THULE®¹

Bike Carrier, Upright by THULE®¹,²
For loading and unloading, a convenient lever operates the self-adjusting clamps; lockable. *Requires Roof Rack or Sports/Ladder Rack by THULE®*

- C. VAT4Z-7855100-K Carries 1 Bike

Fits Model Years 2019-2020

Bike Holder, Tailgate by THULE®¹
Utilizing multi-position strap anchors, secure up to 7 bikes atop heavy-duty vinyl padding; large handle opening for rear-camera visibility, plus 2 inside-facing mesh pockets for gear storage.

- + D. VKB3Z-9955100-AB

Fits Model Years 2019-2020

Canoe Carrier by THULE®¹,²
Cushioned gunwale brackets with ramped sides for loading ease; load straps have buckle bumpers, and QuickDraw™ rope ratchets have carabiner hooks to secure bow and stern. *Requires Roof Rack or Sports/Ladder Rack by THULE®*

- + E. VKB3Z-7855100-W

Fits Model Years 2019-2020

Cargo Basket by THULE®¹,²
Stylish aluminum design with 8 adjustable tie-down loops to help secure the load, plus a rubber-covered upper surface for long cargo; integrated T-tracks extend basket use. *Requires Roof Rack or Sports/Ladder Rack by THULE®*


- F. VJT4Z-7855100-C 50" x 41" x 6" With Net

Fits Model Years 2019-2020

Cargo Box by THULE®¹,²
Heavy-duty design helps keep out the elements; lockable passenger-side opening is handy. *Requires Roof Rack or Sports/Ladder Rack by THULE®*

- G. VAT4Z-7855100-F 55" x 26" x 12"
- G. VET4Z-7855100-B 65" x 35" x 16"
- G. VJT4Z-7855100-B 74" x 36" x 16.5" For Use With SuperCab and SuperCrew®
- G. VET4Z-7855100-A 84" x 35" x 17"

Fits Model Years 2019-2020



Kayak Carrier by THULE®¹,²
Transport your kayak stably and securely, all with quick and easy loading and unloading. **Flat:** Flexible cushioned pads conform to hull; with center load straps and end tie-downs. **Folding:** Popular J-style steel cradles have adjustable padding; fold down when not in use. *Requires Roof Rack or Sports/Ladder Rack by THULE®*

- H. VAT4Z-7855100-G Flat
- I. VAT4Z-7855100-H Folding

Fits Model Years 2019-2020

Kayak Carrier, Tilt by THULE®¹,²
Load and strap the kayak at waist level – dual extending arms with gas struts help lift and lower, handling up to 40 lbs. of boat weight; QuickDraw™ rope ratchets for bow and stern. *Requires Roof Rack or Sports/Ladder Rack by THULE®*

- J. VKB3Z-7855100-Z Expandable For Hulls up to 36" Wide

Fits Model Years 2019-2020

Paddleboard Carrier by THULE®¹,²
Telescoping design for a custom fit; locking cam and steel-reinforced webbing add security. *Requires Roof Rack or Sports/Ladder Rack by THULE®*

- K. VFT4Z-7855100-B Stand-up

Fits Model Years 2019-2020

Ski/Snowboard Carrier, Flat Top by THULE®¹,²
Locking carrier slides to side of vehicle for easy access; with SpeedLink mounting hardware. *Requires Roof Rack or Sports/Ladder Rack by THULE®*

- L. VDT4Z-7855100-D Carries 6 Pairs of Skis or 4 Snowboards

Fits Model Years 2019-2020

ADDITIONS by THULE®¹

Awning, Hideaway by THULE®¹,²
Provides 55 sq. ft. of coverage from the elements, with spring-loaded, aluminum supporting arms that are precisely tensioned; easy, 1-person operation includes hand crank. *Requires Roof Rack or Sports/Ladder Rack by THULE®*

- + M. VKB3Z-99000C38-F

Fits Model Years 2019-2020

TRAILER TOWING AND HITCHES




Neutral Tow Kit
Tow your truck behind your motorhome; keep all 4 wheels on the ground for greater stability. *Allows Ranger to be towed with all 4 wheels on the ground. For vehicles with 4WD and automatic transmission.*

- N. 3L2Z-7H332-AA

Fits Model Years 2006-2011



+ New content added to this issue. | ¹Ford Licensed Accessory. | ²Vehicle application and restrictions apply. Additional components are required. See dealer for details. | ³Consult your Owner's Manual for specific weight ratings. | ⁴PEPS (Passive Entry/Passive Start) is the Push-Button Start System. | ⁵Distance may vary depending on vehicle location and environment. | ⁶Consult Owner's Manual for details on vehicle carrying capacities.



Tow Hooks, Front

Be ready for anything with easy-access, high-strength steel hooks that bolt to the frame.

- A. KB3Z-17N808-B Chrome, Set of 2, For Use With 4x2
- A. KB3Z-17N808-A Chrome, Set of 2, For Use With 4x4

Fits Model Years 2019-2020

Trailer Hitch³

Bolt original-equipment hitch into existing holes; powertrain could limit towing capacity.

- B. KB3Z-19D520-A 2" Receiver

Fits Model Years 2019-2020

- B. XL5Z-17D826-AB 2" Receiver

Fits Model Years 1999-2011

Trailer Hitch Ball Mounts³

Heavy-duty ball mount inserts right into the trailer hitch; hitch pin and clip holds it in place.

- C. BL3Z-19A282-A 4" Drop / 2¼" Rise, For 2" Hitch Receiver
- D. BL3Z-19A282-B 2" Drop ¾" Rise, For 2" Hitch Receiver

Fits Model Years 2004-2011, 2019-2020

Trailer Hitch Balls³

Forged, stainless steel one-piece construction provides maximum strength; corrosion-resistant.

- E. BL3Z-19F503-A Stainless Steel, 2⁵/₁₆" Ball, 1" Shank

Fits Model Years 2019-2020

- E. BL3Z-19F503-B Stainless Steel, 2" Ball, 1" Shank
- E. BL3Z-19F503-C Stainless Steel, 1⁷/₈" Ball, 1" Shank

Fits Model Years 2004-2011, 2019-2020

INTERIOR

Ash Cup/Coin Holder

Keep ashes or change tidily in place; sized just right to slot into a center-console cupholder.

- F. 5L8Z-7804810-AAA Without Lighter Element
- G. 5L8Z-7804810-BAA With Lighter Element

Fits Model Years 2007-2011, 2019-2020

Door Sill Plates^{by Putco[®]}

Customize with 304 stainless steel etched with vehicle logo (front only) and finely polished in brilliant chrome or shaded alluringly in black; precision-fit, peel-and-stick install.

- H. VKB3Z-99132A08-A Stainless Steel, 4-Piece Set, For SuperCab
- H. VKB3Z-99132A08-C Stainless Steel, 4-Piece Set, For SuperCrew[®]
- I. VKB3Z-99132A08-B Black Platinum Stainless Steel, 4-Piece Set, For SuperCab
- I. VKB3Z-99132A08-D Black Platinum Stainless Steel, 4-Piece Set, For SuperCrew[®]

Fits Model Years 2019-2020

Battery Jump Starter^{by NOCO[®]}

Compact unit – with spark-proof connections and reverse-polarity protection – works in seconds, allows up to 20 starts on 1 charge (rated 1,000 charge cycles), and can hold power for a year; also has USB in/out ports and a 7-mode, dual-LED flashlight. Protective case sold separately.

- + J. VJL3Z-10A765-A GB-40, 1,000-Amp (7,000-Joule) Lithium Jump Starter
- + K. VJL3Z-10C744-A Case for GB-40

Fits Model Years 2019-2020

First Aid Kit^{by DC Safety[™]}

Compact case houses emergency essentials – from bandages to sponges – for care on-the-go.

- L. VFL3Z-19F515-C

Fits Model Years 2010-2011, 2019-2020

Roadside Assistance Kit^{by DC Safety[™]}

From the reflective vest and bungee tie-down, to jumper cables and a multi-tool, be prepared.

- M. VFL3Z-19F515-A

Fits Model Years 2010-2011, 2019-2020

Roadside Assistance Kit^{by DC Safety[™]} Commercial

Equips you with a fire extinguisher, high-visibility warning triangles, flags, fuses and more.

- N. VJL3Z-19F515-A

Fits Model Years 2010-2011, 2019-2020

Floor Liners

High-and-wide protection made to original Ford specs: Extra-tall walls and deep-set grooves contain what's tracked in or spilled within; firm-yet-flexible construction with nibbed backing. *Dual retention on driver-side liner.*

- + O. LB3Z-2113300-AA Black, 4-Piece Set, For SuperCab
- + O. LB3Z-2613300-AA Black, 4-Piece Set, For Crew Cab

Fits Model Year 2020

- P. KB3Z-2613300-AA Black, 4-Piece Set, For SuperCrew[®]
- Q. KB3Z-2113300-AA Black, 4-Piece Set, For SuperCab

Fits Model Year 2019



+ New content added to this issue. | ¹Ford Licensed Accessory. | ²Vehicle application and restrictions apply. Additional components are required. See dealer for details. | ³Consult your Owner's Manual for specific weight ratings. | ⁴PEPS (Passive Entry/Passive Start) is the Push-Button Start System. | ⁵Distance may vary depending on vehicle location and environment. | ⁶Consult Owner's Manual for details on vehicle carrying capacities.



Floor Mats, All-Weather

Deep grooves and a raised-surround edge help keep mud and slush contained; spray clean. *Single retention on driver-side mat.*

- A. 4L5Z-1013086-A Black, 2-Piece Set, Front Only
- A. 6L5Z-1313300-A Black, 4-Piece Set

Fits Model Years 2004-2010

Floor Mats, Carpeted

Premium-grade carpeting complements the interior and protects flooring from wear and tear. *Dual retention on driver-side mat.*

- B. KB3Z-2613300-BA Black, 4-Piece Set, For SuperCrew®
- C. KB3Z-2113300-BA Black, 4-Piece Set, For SuperCab

Fits Model Years 2019-2020

Interior Light Kit

Change up your LED coloration for the center cupholder and front footwells; mix of 7 hues.

- D. CL8Z-13E700-AA

Fits Model Years 2008-2011, 2019

Mini-Fridge, Portable by Indel B®¹

Cool travel companion: Use the 19-quart, LED-illuminated compartment as a fridge or freezer; with electronic thermostat, energy-smart compressor and low-voltage cutout, plus carrying strap.

- + E. VLL3Z-19J316-A 12V Refrigerator, 22" x 9.25" x 16.5," 18.5 lbs.

Fits Model Year 2020

In-Vehicle Safe by Console Vault®¹

Meeting high security needs, it's constructed from 12-gauge, cold-rolled plate steel, with a welded tab and notch seams; pry-resistant locking system with 4-digit combination lock.

- F. VKB3Z-9906202-A Use with Captain's Chairs

Fits Model Years 2019-2020

Seat Covers, Carhartt® Protective by Covercraft®¹

Signature Carhartt® canvas duck is a rugged blend of long-lasting toughness and all-day comfort: Breathable, heavy-gauge protection is water-repellent and UV-resistant; slip on.

- G. VKB3Z-15600D20-A Gravel, Front Row, Captain's Chair

Fits Model Years 2019-2020

Seat Covers, NeoSupreme by Coverking®¹

A sleek, sporty two-tone look is combined with a cushiony foam-backed feel, seat back storage pockets, a non-slip membrane, and matching OEM seat seams; exacting, custom-tailored fit.

- + VKB3Z-15600D20-C Black/Tan, Front Row

Fits Model Years 2019-2020

Seat Covers, Protective by Covercraft®¹

Block everyday abuse from dirt, pets, kids and the sun: Heavy-duty, water-repellent breathable polycotton has overlapped seams and is machine washable; slip on.

- H. VKB3Z-15600D20-B Charcoal Twill, Front Row, Captain's Chair

Fits Model Years 2019-2020

Seat Covers, Protective For Pets by Covercraft®¹

The quilted, padded base and breathable fabric add to the comfort level, the nylon liner adds waterproof protection, and the custom pattern adds up to a contoured fit; machine wash, slip on.

- + I. VJL1Z-7863812-A Taupe, 2nd Row

Fits Model Years 2019-2020

Sunscreen, UVS100® Custom by Covercraft®¹

To help deflect damaging, heat-building UV rays, this sure-fit, accordion-fold screen has a reflective silver outer surface triple laminated over an insulating foam-core center; felt inner side.

- J. VKB3Z-78519A02-A

Fits Model Years 2019-2020

WHEELS

18" x 8" Black With Machined-Face Wheels²

Turn heads when you turn corners in these alloy wheels; engineered and tested to rigorous Ford requirements, including extensive evaluation for corrosion resistance.

- K. KB3Z-1K007-C Set of 4, Includes Lug Nuts

Fits Model Years 2019-2020

Wheel Lock Kit

Help prevent wheel/tire theft; 1 locking lug nut replaces 1 original lug nut on each wheel.

Includes: 4 locking lugs and 1 key.

- L. F6SZ-1A043-AA Chrome-Plated For Exposed Lugs

Fits Model Years 2019-2020

- M. F5TZ-1A043-A Zinc-Plated For Hidden Lugs

Fits Model Years 1995-2011

- L. E9TZ-1A043-A Chrome-Plated For Exposed Lugs

Fits Model Years 1990-2011



WHEN YOU'RE READY
TO PERSONALIZE:

Visit accessories.ford.com

—or—

See your Ford Dealer

+ New content added to this issue. | ¹Ford Licensed Accessory. | ²Vehicle application and restrictions apply. Additional components are required. See dealer for details. | ³Consult your Owner's Manual for specific weight ratings. | ⁴PEPS (Passive Entry/Passive Start) is the Push-Button Start System. | ⁵Distance may vary depending on vehicle location and environment. | ⁶Consult Owner's Manual for details on vehicle carrying capacities.

For more than 35 years, we’ve been developing and producing performance parts with enthusiasts in mind. It couldn’t be any other way – our engineers are gearheads and racers. So whether you’re building from the ground up or working to get that extra tenth of a second, Ford Performance delivers the products you need. We’re proud to offer components designed to rigorous Ford Performance standards. They’ve earned the right to wear the Ford Oval.



+ 2.3L Ford Performance Sport Exhaust System – Side Exit Tips
M-5200-RA23SB – Dual Black-Chrome Tips
M-5200-RA23SC – Dual Chrome Tips

Fits Model Year 2019 SuperCrew® and SuperCab

Ford Performance Ranger Sport exhaust systems are uniquely designed and tuned to provide an aggressive and throaty high-performance sound that is sure to enhance your driving experience

- Features ultra-smooth mandrel bends, warp-free flanges and superior craftsmanship
- Dual side exit with black-chrome or bright chrome plated 4-inch stainless steel exhaust tips
- Manufactured in the USA from high quality 304 stainless steel
- System includes dual-exit Muffler, dual tailpipe assembly with welded-on tips and all clamps needed for installation
- Easy installation – uses existing exhaust hanger locations and hardware



+ Ranger Ford Performance Chase Rack
M-19007-R

Fits Model Year 2019 SuperCrew® and SuperCab

Rack adds style and functionality to your truck and is easy to install. The tough hammer black powder-coated steel rack bolts together and provides a great base for mounting your accessories. Brackets for mounting a 40" light bar are included. This great looking and functional chase rack will make your truck stand out in the crowd!

- Accommodates Ford Performance M-15200K-R 40" RIGID® LED Light Bar (or similar)
- Can be used with or without installation of included 40" LED Light Bar brackets
- Features Ford Performance Logo on side panels
- Retains the factory High-Mount Stop Light
- Finished using a durable 3-stage black powder-coated finish
- Bolt-on installation (no drilling)
- Black oxide stainless steel hardware
- Recommended to use with Ford VKB3Z-99501A42-N Tonneau Cover. If alternative Tonneau Cover is selected, modification will be necessary

NOTE: LED Lighting/wiring is not included; Installation on trucks equipped with a drop-in bedliner will require bedliner modifications



+ Fox “Tuned by Ford Performance” 2.0 IFP Off-Road Suspension Kit
M-18000-R

Fits Model Year 2019

These Performance Series IFP (Internal Floating Piston) shock kits are loaded with the advanced technology and features you'd expect from Fox and are then taken to the next level by Ford Performance Engineers. Features include:

- Ranger 4WD Models
- Levels truck front to rear
- Precision impact extruded aluminum bodies that increase cooling capacity and are rust resistant
- Front coil-overs selected to deliver the optimal spring rate
- Vehicle-specific upper front mounts include a composite bushing that isolates noise and vibration
- Locking, spring preload rings allow easy front ride height and preload adjustments
- Easy bolt-in installation with no other modifications required



+ Ranger Tow Hooks (Pair)
M-18954-RA Red
M-18954-RAB Blue

Fits Model Year 2019 SuperCrew® and SuperCab

Quickly and easily add a bold look and unique style to the front of any 2019 Ranger truck! These kits feature a pair of steel, powder-coated tow hooks in “Ford Performance” red or blue colors.

- Works on 4x4 or 4x2 trucks
- Durable, unique red or blue powder coated finish
- Sold in pairs

NOTE: Provisions for skid plates are not used on 4x2 models



BOOST PERFORMANCE NOW.

To order parts:
See your authorized **Ford Dealer**

For important information about installation, safety, emissions and warranty:
Visit **performanceparts.ford.com**
—or—
Phone the **Techline: 800.367.3788**

+ 40" RIGID® Led Light Bar Kit
M-15200K-R

Fits Model Year 2019

Ford Performance worked with RIGID®, one of the most recognized names in Off-Road lighting, to develop this Off-Road Light Kit exclusively for the 2019 Ranger equipped with a Ford Performance M-19007-R Chase Rack.

- This kit contains RIGID® Radiance Plus 40" light bar, unique harness, switch, and lens covers
- RIGID® Radiance Plus light bars include a high-quality black aluminum housing, polycarbonate lens, black exposed circuit board, and forward-facing optics that combine the attributes of a spot and flood beam pattern in a broad package
- Independently controlled (switchable) white back-lighting sets the appearance of this light bar apart from others
- The switch and unique harness aid in the installation of this package on a Ranger Included black lens covers both protect the lens of the light, while offering an alternative appearance.
- Installation on a vehicle intended for use on public roads may violate U.S., Canadian, state or provincial laws and regulations including those relating to emission requirements and motor vehicle safety standards.
- Installation of this part may adversely affect the warranty coverage on your vehicle.

NOTE: Warning – this part has been designed and is intended for off-highway application only.



+ Ford Performance By Warn® Industries Off-Road Recovery Kit
M-1830-FPORR

Fits Model Year 2019

Don't get stuck off-road without the essentials; this Ford Performance by WARN® Industries recovery kit is designed to assist in the recovery of a vehicle stuck in mud, sand or snow. This comprehensive recovery kit is sure to complement your off-road adventure. For use with winches up to 10,000 lbs. capacity.

Kit includes:

- “Ford Performance by WARN® Industries” storage bag
- “Ford Performance,” 2" x 22' blue recovery strap – rated to 14,400 lbs.
- “Ford” branded winching gloves – size XL
- WARN® Industries 3/4" D-shackle – rated to 18,000 lbs.
- Instruction manual



FORD PERFORMANCE PARTS ARE AFTERMARKET PARTS

Ford Motor Company, The American Road, Dearborn, MI 48025, provides a Limited Warranty on select Ford Performance Parts as described herein when installed on late model Ford vehicles. This warranty works in conjunction with – and does not void – the Manufacturer’s New Vehicle Limited Warranty. It is valid for the original retail purchaser of the vehicle and is transferable to subsequent vehicle owners.

CONSUMER DISCLAIMER NOTICE

Most Ford Performance Parts are not sold with a warranty. Ford Performance Parts are sold “as is,” “with all faults,” “as they stand” and without any express warranty whatsoever, unless otherwise expressly designated herein.

PERFORMANCE PACKS AND COMPONENT PARTS

Performance Packs and Components are warranted for factory-supplied material or workmanship when correctly and completely installed on a late model Ford vehicle by an authorized Ford or Lincoln Dealer, Shelby American, Inc., or an automotive service technician certified by the Institute for Automotive Service Excellence (ASE) or endorsed by the Red Seal Program (RSE). This Performance Packs and Components Limited Warranty begins upon installation and registration of the part(s) with Ford Performance and remains in effect for the balance of 36 months or 36,000 miles/60,000 kilometers, whichever occurs first, *calculated from the start date of the Manufacturer’s New Vehicle Limited Warranty.*

Installation of these select warranted Ford Performance performance packs and components by an authorized installer will NOT void your New Vehicle Limited Warranty. Engine, driveline and suspension concerns not caused by the use of Ford Performance Parts remain eligible for warranty coverage according to the terms of the New Vehicle Limited Warranty.

Ford Performance Parts are aftermarket parts. The use of Ford Performance Parts may impact the performance characteristics of other systems of the vehicle. Even when operating properly, Ford Performance Parts, such as these, have the potential to adversely impact other systems of the vehicle. If an adverse impact is caused by a warranted Ford Performance performance pack or component, the period and coverage of this Ford Performance Limited Warranty applies to the repairs.

FORD TRUCKS SPORT TRAC



2010 Sport Trac Limited in Brilliant Silver.*
Personalized with hood deflector, keyless entry keypad, wheel lock kit, soft folding tonneau/bed cover ^{by Advantage^{®1}} trailer hitch ball mount, hitch ball, Bi-Directional Remote Start System and Ford Perimeter Plus Vehicle Security System.

*Metallic.

FORD SPORT TRAC

BED PRODUCTS

Tonneau/Bed Cover, Soft Folding ^{by Advantage¹}

Trifold design with top-of-rail mount – for maximum cargo height space – has heavy-duty vinyl covering and a sturdy aluminum frame; drive with the cover folded forward to haul large loads.

A. V9A2Z-84501A42-AA

Fits Model Years 2007-2010

ELECTRONICS

Bumper-Mounted Warning Sensors ^{by Rosen^{®1}}

In Reverse, this system scans up to 7' behind your vehicle to help alert you to objects. (Driver-assist features are supplemental and do not replace the driver's attention, judgment, and need to control the vehicle.)

Requires installation Tool Kit VAS4Z-15A866-C.

B. VAS4Z-15A866-B Reverse Sensor

Fits Model Years 2008-2010

Hands-Free System ^{by Mobile-Ease[™]}

Control your smartphone with voice commands; utilizes a microphone and the audio system. (Don't drive while distracted. Use voice-operated systems when possible; don't use handheld devices while driving. Some features may be locked out while the vehicle is in gear. Not all features are compatible with all phones.)

C. 7L2Z-19G399-A Advanced

Fits Model Years 2007-2008

HitchScan[™] Rear Park Assist Sensor and Hitch Step ^{by Rosen^{®1}}

System activates whenever you shift into Reverse, providing an audible alert and visual indication when it detects an object within the scanning area behind you; with support step. (Driver-assist features are supplemental and do not replace the driver's attention, judgment, and need to control the vehicle.)

Fits 1¼" and 2" hitch receivers.

D. VAG1Z-15K859-A Reverse Sensor

Fits Model Years 2007-2010

Remote Start System

Warm or cool your vehicle interior from afar at the push of a button; range up to 1,000'.⁵

Series 100: Vehicle parking lights turn on to indicate engine is running.

Series 200: Vehicle parking lights turn on to indicate engine is running; also has Ford Perimeter Plus security, car find, panic, and 2 owner-programmable buttons on fob.

Bi-Directional: No need to see vehicle – fob flashes/beeps when engine starts; with car find.

E. 7L3Z-19G364-AA Series 200 With Remote Keyless Entry and Vehicle Security. Requires PATS Interface Kit 8L3Z-19G365-BA.

F. 9G1Z-19G364-A Bi-Directional. Includes PATS Interface Kit.

Fits Model Years 2007-2010

SYNC[®] Kit

Voice-activated phone, entertainment and some mobile apps. (Don't drive while distracted. Use voice-operated systems when possible; don't use handheld devices while driving. Some features may be locked out while the vehicle is in gear. Not all features are compatible with all phones.)

Includes: Jumper wire assembly, USB cable, SYNC[®] module, tie-downs and manual.

G. 9R3Z-14D212-A Not For Use With DVD- and/or Navigation System-Equipped Vehicles

Fits Model Year 2009



**WHEN YOU'RE READY
TO PERSONALIZE:**

Visit accessories.ford.com

—or—

See your Ford Dealer

⁺ New content added to this issue. | ¹Ford Licensed Accessory. | ²Vehicle application and restrictions apply. Additional components are required. See dealer for details. | ³Consult your Owner's Manual for specific weight ratings. | ⁴PEPS (Passive Entry/Passive Start) is the Push-Button Start System. | ⁵Distance may vary depending on vehicle location and environment. | ⁶Consult Owner's Manual for details on vehicle carrying capacities.



Vehicle Security System – Ford Perimeter Plus

Has components not available from the factory – if glass or a body panel is impacted, 2-stage shock sensor interprets severity. Alarm also sounds if hood/tailgate/doors forced open.

- A. 7L3Z-19A361-AA For Vehicles Equipped With Factory Remote Keyless. Uses Factory Key Fob.

Fits Model Years 2007-2010

EXTERIOR

Deflector, Hood

Distinctive look redirects airstream to help carry bugs, stones and debris up and over the roof.

- B. 6L2Z-16C900-A Smoke-Color

Fits Model Years 2007-2010

Splash Guards, Flat

The classic way to minimize road spray, helping to protect your paintwork from chips.

- C. E6TZ-16A550-AA Black, Front or Rear, 2-Piece Set

Fits Model Years 2007-2010

Step Bars

Get a leg up: corrosion-resistant aluminum bars with slip-resistant step pads; no-drill install.

- D. 8A2Z-16450-AF Black
- E. 8A2Z-16450-BA Sparkle Silver

Fits Model Years 2007-2010

RACKS AND CARRIERS

Roof Crossbars

Attach these sturdy, weather-resistant bars along the rails to mount select carriers.

- F. AL2Z-7855100-AA 2-Piece Set

Fits Model Years 2008-2010

RACKS by THULE®¹

Bike Rack, Hitch-Mounted by THULE®¹

Unique arc design for ease of use; with anti-sway cages, secure-cushioning Hold Fast Cradles™ and a HitchSwitch™ that folds arms and tilts the rack for tailgate access.

For 1¼" and 2" receivers.

- G. VGT4Z-7855100-A Carries 2 Bikes
- G. VGT4Z-7855100-B Carries 4 Bikes

Fits Model Years 2007-2010

Bike Frame Adapter by THULE®¹

Modifies women's, BMX and other non-standard bike frames for the hitch-mounted rack.

Requires 2- or 4-Bike Hitch-Mounted Rack by THULE®

- H. VDT4Z-7855100-E

Fits Model Years 2007-2010

Ski/Snowboard Adapter by THULE®¹

Readily transform your hitch-mounted bike rack when it's time to hit the slopes; with locks.

Requires 2- or 4-Bike Hitch-Mounted Rack by THULE®

- I. VDT4Z-7855100-F Carries 6 Pairs of Skis or 4 Snowboards on 2" Receiver; Carries 4 Pairs of Skis or 2 Snowboards on 1¼" Receiver

Fits Model Years 2007-2010

Roof Rack Crossbar System by THULE®¹,⁶

High-strength AeroBlade™ load bars feature a textured WindDiffuser™, BoxBeam™ aluminum extrusion, SwingBlade™ end caps and a SmartSlide™ measurement system.

Includes: Crossbars and mounting kit, for use with factory roof rails.

- J. VDL2Z-7848016-A 47"

Fits Model Years 2007-2010

CARRIERS by THULE®¹

Bike Carrier, Roof-Mounted, Upright by THULE®¹,⁶

For loading and unloading, a convenient lever operates the self-adjusting clamps; lockable.

Requires Ford Original Equipment Crossbars or Crossbars by THULE®

Crossbars can accommodate a second roof-mounted bike rack.

- K. VAT4Z-7855100-K Carries 1 Bike

Fits Model Years 2007-2010

Canoe Carrier by THULE®¹,⁶

Cushioned gunwale brackets with ramped sides for loading ease; load straps have buckle bumpers, and QuickDraw™ rope ratchets have carabiner hooks to secure bow and stern.

Requires Ford Original Equipment Crossbars or Crossbars by THULE®

- + L. VKB3Z-7855100-W

Fits Model Years 2007-2010


Cargo Box, Roof-Mounted by THULE®¹,⁶

Heavy-duty design helps keep out the elements; lockable passenger-side opening is handy.

Requires Ford Original Equipment Crossbars or Crossbars by THULE®

- M. VAT4Z-7855100-F 55" x 26" x 12"
- M. VET4Z-7855100-B 65" x 35" x 16"
- M. VET4Z-7855100-A 84" x 35" x 17"

Fits Model Years 2007-2010



+ New content added to this issue. | ¹Ford Licensed Accessory. | ²Vehicle application and restrictions apply. Additional components are required. See dealer for details. | ³Consult your Owner's Manual for specific weight ratings. | ⁴PEPS (Passive Entry/Passive Start) is the Push-Button Start System. | ⁵Distance may vary depending on vehicle location and environment. | ⁶Consult Owner's Manual for details on vehicle carrying capacities.




Kayak Carrier, Roof-Mounted by THULE®1,6

Transport your kayak stably and securely, all with quick and easy loading and unloading.
Flat: Flexible cushioned pads conform to hull; with center load straps and end tie-downs.
Folding: Popular J-style steel cradles have adjustable padding; fold down when not in use.
Requires Ford Original Equipment Crossbars or Crossbars by THULE®

- A. VAT4Z-7855100-G Flat
- B. VAT4Z-7855100-H Folding

Fits Model Years 2007-2010



Ski/Snowboard Carrier, Roof-Mounted, Flat Top by THULE®1,6

Locking carrier slides to side of vehicle for easy access; with SpeedLink mounting hardware.
Requires Ford Original Equipment Crossbars or Crossbars by THULE®

- C. VDT4Z-7855100-D Carries 6 Pairs of Skis or 4 Snowboards

Fits Model Years 2007-2010

TRAILER TOWING AND HITCHES

Neutral Tow Kit

Tow your truck behind your motorhome; keep all 4 wheels on the ground for greater stability.
Allows Sport Trac to be towed with all 4 wheels on the ground. For vehicles with 4WD and automatic transmission. Not available for AWD vehicles.

- D. 1L2Z-7H332-AB For 4.0L V6
- D. 6L2Z-7H332-A For 4.6L V8

Fits Model Years 2007-2010

Trailer Hitch Ball Mounts³

Heavy-duty ball mount inserts right into the trailer hitch; hitch pin and clip holds it in place.

- E. BL3Z-19A282-A 4" Drop / 2¼" Rise, For 2" Hitch Receiver
- F. BL3Z-19A282-B 2" Drop / ¾" Rise, For 2" Hitch Receiver

Fits Model Years 2007-2010

Trailer Hitch Balls³

Forged, stainless steel one-piece construction provides maximum strength; corrosion-resistant.

- G. BL3Z-19F503-B Stainless Steel, 2" Ball, 1" Shank
- H. BL3Z-19F503-C Stainless Steel, 1⅞" Ball, 1" Shank

Fits Model Years 2007-2010

INTERIOR

Ash Cup/Coin Holder

Keep ashes or change tidily in place; sized just right to slot into a center-console cupholder.

- I. 5L8Z-7804810-AAA Without Lighter Element
- J. 5L8Z-7804810-BAA With Lighter Element

Fits Model Years 2007-2010

Cargo Organizer, Soft

These smart mix-and-match ways to contain groceries and personal belongings can minimize topples or preserve freshness; bag is collapsible, and both organizers store flat.
Cooler Bag: Insulated, lightweight carryall helps keep food and drink cool or warm; zippered.
Large Organizer: 4 mildew-resistant compartments and hookable straps; just over 3' long.
Standard Organizer: 3 mildew-resistant compartments and built-in handles; just over 2' long.

- K. HE5Z-19H484-A Cooler Bag With Adjustable Carrying Strap
- L. HE5Z-78115A00-A Large, Folding
- M. HE5Z-78115A00-C Standard, Folding

Fits Model Year 2007-2010

First Aid Kit by DC Safety™1

Compact case houses emergency essentials – from bandages to sponges – for care on-the-go.

- N. VFL3Z-19F515-C

Fits Model Years 2002-2010

Roadside Assistance Kit by DC Safety™1

From the reflective vest and bungee tie-down, to jumper cables and a multi-tool, be prepared.

- O. VFL3Z-19F515-A

Fits Model Years 2002-2010

Roadside Assistance Kit by DC Safety™1 Commercial

Equips you with a fire extinguisher, FMVSS high-visibility warning triangles, flags, fuses and more.

- P. VJL3Z-19F515-B

Fits Model Years 2002-2010

Floor Mats, All-Weather

Deep grooves and a raised-surround edge help keep mud and slush contained; spray clean.
Single retention on driver-side mat.

- Q. 7A2Z-7813300-A Black, 4-Piece Set

Fits Model Years 2007-2010

Interior Light Kit

Change up your LED coloration for the center cupholder and front footwells; mix of 7 hues.

- R. CL8Z-13E700-AA

Fits Model Years 2008-2010

Seating, Leather-Trimmed by Katzkin®1

A tailor-made, custom-fit interior will make every commute something special.
For 1st-, 2nd- and 3rd-row seating where applicable. See dealer for additional details.

-ROW- Available in Standard or Tuscany Materials/Colors

Fits Model Years 2008-2010

WHEELS

Wheel Lock Kit


Help prevent wheel/tire theft; 1 locking lug nut replaces 1 original lug nut on each wheel.
Includes: 4 locking lugs and 1 key.

- S. F5TZ-1A043-A Zinc-Plated For Hidden Lugs

Fits Model Years 2009-2010

- T. E9TZ-1A043-A Chrome-Plated For Exposed Lugs

Fits Model Years 2007-2010



WHEN YOU'RE READY
TO PERSONALIZE:

Visit accessories.ford.com

—or—

See your Ford Dealer

+ New content added to this issue. | ¹Ford Licensed Accessory. | ²Vehicle application and restrictions apply. Additional components are required. See dealer for details. | ³Consult your Owner's Manual for specific weight ratings. | ⁴PEPS (Passive Entry/Passive Start) is the Push-Button Start System. | ⁶Distance may vary depending on vehicle location and environment. | ⁶Consult Owner's Manual for details on vehicle carrying capacities.

FORD TRUCKS
SUPER DUTY®

2020 Super Duty® XLT Regular Cab with XLT Value Package in Oxford White. Personalized with dash cam by Thinkware,²¹ chrome front tow hooks, LED fog lamps by Putco,²¹ hood deflector, side window deflectors by EGR,²¹ 5" black step bars, heavy-duty splash guards, rear wheel-well liners and hard folding tonneau/bed cover by Advantage.²¹

FORD SUPER DUTY®

BED PRODUCTS

Bed Cargo Nets

Help ensure lightweight goods stay put with all-weather, reinforced web-style mesh. **Vertical:** Place gear in this elastic envelope-style net that stretches the width of the bed. **Horizontal:** Stretch this bed-sized net over items and then cinch in place for a form-fitting hold. *Requires standard interface plates and bed cleats.*

- A. FL3Z-99550A66-A Black, Vertical Mount
- B. HC3Z-99550A66-A Black, Horizontal Mount

Fits Model Years 2017-2020

Bed Cleats, Premium Locking

Die-cast zinc cleats maintain a secure, strong hold; they're housed in heavy-duty plastic, feature a stainless steel lock assembly, and the black powder-coat finish is corrosion-resistant. *Cannot be used when stowable load ramps are installed. Requires bed interface plates.*

- C. HL3Z-99000A64-A Carbon Black, Set of 4

Fits Model Years 2017-2020

Bed Standard Interface Plates

Create reinforced points along bed sides for Ford Accessories and universal attachments.

- D. HC3Z-9928408-AA Black, 4 Pieces

Fits Model Years 2017-2020

Bed Extender

Fiberglass-reinforced polypropylene cage is sturdy, yet lightweight, adding another 18" of flat, caged space over the open tailgate; flip it to the inside of the bed to help keep cargo contained.

- E. HC3Z-99286A40-A Black

Fits Model Years 2017-2020

- F. 8C3Z-99286A40-C Black

Fits Model Years 2008-2016

Bed Mat

Reinforced synthetic rubber cushions, and resists tearing, cracking and fading; custom-fit.

- G. HC3Z-99112A15-A Black, For 6¾' Styleside Bed
- G. HC3Z-99112A15-B Black, For 8' Styleside Bed

Fits Model Years 2017-2020

- H. F81Z-99112A15-BA Black, For 6¾' Styleside Bed
- H. F81Z-99112A15-AA Black, For 8' Styleside Bed


Fits Model Years 1999-2016

Bed Mat, Impact by Bedrug²¹

The anti-skid ¾" padded floor is easy on knees and chemical-/weather/fade-resistant, plus the tailgate-gap-guard hinge ensures a void-free surface and helps keep debris at bay; custom-fit.

- I. VHC3Z-99112A15-A Black, For 6¾' Bed
- I. VHC3Z-99112A15-B Black, For 8' Bed

Fits Model Years 2017-2020





WHEN YOU'RE READY
TO PERSONALIZE:

Visit accessories.ford.com

—or—

See your Ford Dealer

+ New content added to this issue. | ¹Ford Licensed Accessory. | ²Vehicle application and restrictions apply. Additional components are required. See dealer for details. | ³Consult your Owner's Manual for specific weight ratings. | ⁴PEPS (Passive Entry/Passive Start) is the Push-Button Start System. | ⁵Distance may vary depending on vehicle location and environment. | ⁶Consult Owner's Manual for details on vehicle carrying capacities.



Bed Rails by Putco®¹
A slick touch of tie-down versatility – 304 stainless steel 1¾" tubing has open loops at rail ends. **Chrome-Plated, Die-Cast Zinc Tie-Down Ends:** rated to 500 lbs.; meets 44 hrs. of CASS test. **Black Heavy-Duty Nylon Tie-Down Ends:** rated to 250 lbs. *Not compatible with Tonneau/Bed covers.*

- A.** VHC3Z-9955200-A Chrome, For 6¾' Bed
- B.** VHC3Z-9955200-B Chrome, With Black End Caps, For 6¾' Bed
- C.** VHC3Z-9955200-C Black Powdercoat, For 6¾' Bed

Fits Model Years 2017-2020

Bed Rails Tonneau/Bed Cover Shim Kit by Putco®¹
Allows use of a tonneau/bed cover when Super Duty is equipped with the bed rails by Putco.®

- +** VHC3Z-99000A25-A For 6¾' Bed

Fits Model Years 2017-2020

Bed, Stowable Load Ramps
Convenient way to enter/exit with large loads: black-powdercoated, extruded-aluminum ramp – with an 800-lb. load limit – slots into the tailgate lip; stores securely on interior bed mounts. *Restrictions apply. See dealer for details.*

- D.** HC3Z-99286F56-B Single Ramp Kit
- E.** HC3Z-99286F56-C Dual Ramp Kit

Fits Model Years 2017-2020

Bed Tailgate Dust Seal by THI¹
Industrial-grade rubber strip helps keep rain, snow and other such things out; cut-peel-stick install.

- F.** VFL3Z-99404A06-A

Fits Model Years 2017-2020

Bed Tailgate Liner
Tough, high-density polyethylene liner is weatherproof and fits exactly; no-drill installation. *Cannot be used when stowable load ramps are utilized.*

- G.** HC3Z-99000A38-CA Black, For Styleside Bed

Fits Model Years 2017-2020

Bed Tailgate Liner
Tough, high-density polyethylene liner is weatherproof and fits exactly; no-drill installation.

- H.** AC3Z-99000A38-AA Black, For Styleside Bed

Fits Model Years 2011-2016

Bed Tailgate Lock by McGard™¹
Attaches snug-and-sure to the passenger-side tailgate post to help prevent unwanted removal.

- I.** VFL3Z-18168-B

Fits Model Years 2017-2020

Bed Tailgate Viscous Dampening Cartridge
Lower your tailgate in a safe, controlled manner and then have it come to a soft landing at full open.

- J.** HC3Z-99406A10-A

Fits Model Years 2017-2020

Bedliner
In addition to an impeccable fit and high-impact protection, this hard drop-in liner has a skid-resistant, non-pooling ribbed floor with a static-dissipative finish; includes tailgate liner.

- K.** HC3Z-9900038-AA Black, For 6¾' Styleside Bed
- K.** HC3Z-9900038-BA Black, For 8' Styleside Bed

Fits Model Years 2017-2020

- L.** 8C3Z-9900038-BA Black, For 6¾' Styleside Bed
- L.** 8C3Z-9900038-AA Black, For 8' Styleside Bed

Fits Model Years 2008-2016

Bedliner, Plug Kits
A more gap-free surface helps keep stuff from getting between the drop-in bedliner and bed. **Upper:** Detach equipment from the interface plates and then fill the access holes with these plugs; when finished hauling sand, soil, mulch or the like, remove the plugs and reattach equipment. **Lower:** If you lose any lower plugs that came with your drop-in bedliner, these replacements will cover cutouts for the cargo tie-downs and light switch.

- M.** FL3Z-99000A25-B Upper Plug Kit
- N.** FL3Z-99000A25-C Lower Plug Kit

Fits Model Years 2017-2020

Bedliner, Sportliner™ by Bedrug®¹
Get the look and comfort of carpet in a tough 100% polypropylene product that's knee-friendly, fits like a glove, and is weather-, chemical-, skid- and fade-resistant; includes tailgate liner.

- O.** VHC3Z-9900038-A Black, For 6¾' Bed
- O.** VHC3Z-9900038-B Black, For 8' Bed

Fits Model Years 2017-2020

- VAC3Z-9900038-CA Black, For 6¾' Styleside Bed With Tailgate Step
- VAC3Z-9900038-DA Black, For 8' Styleside Bed With Tailgate Step

Fits Model Years 2004-2016

- VAC3Z-9900038-EA Black, For 6¾' Styleside Bed Without Tailgate Step
- VAC3Z-9900038-FA Black, For 8' Styleside Bed Without Tailgate Step

Fits Model Years 1999-2016



WHEN YOU'RE READY
TO PERSONALIZE:

Visit accessories.ford.com

—or—

See your Ford Dealer

⁺ New content added to this issue. | ¹Ford Licensed Accessory. | ²Vehicle application and restrictions apply. Additional components are required. See dealer for details. | ³Consult your Owner's Manual for specific weight ratings. | ⁴PEPS (Passive Entry/Passive Start) is the Push-Button Start System. | ⁵Distance may vary depending on vehicle location and environment. | ⁶Consult Owner's Manual for details on vehicle carrying capacities.



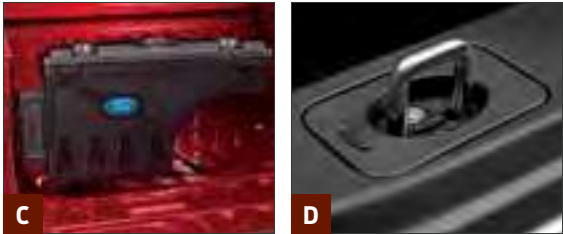
Cable Lock by Master Lock®¹
Spooling out of its mounted retractor case, the vinyl-coated cable snakes through tool handles and equipment frames to secure them in your bed; locking shackle clips tight.
A. A9FCS-4FW603-AA Black, Compatible With Ford Bedliners.
Requires Modification to Bedliner.

Fits Model Years 2009-2016




Commercial-Grade Tool/Cargo Box by Delta®¹
High-strength aluminum crossover box – with a diamond-plate finish – fits on rails/walls at the front of bed; self-adjusting Gear-Lock Dual Rotary Locking System, plus a 3-layer self-rising lid.
B. VAC3Z-17N004-A 74.875"L x 21.0"W x 14.25"H

Fits Model Years 2006-2016



Pivot Storage Box by UnderCover™¹
Swings out nearly 180 degrees for easy access and has 1.5 cu. ft. of lockable storage – fits between the wheel well and back of bed; high-impact ABS plastic, with cupholders.
Cannot be used when Dual Stowable Load Ramps (HC3Z-99286F56-C) are installed.
Can be used when Single Stowable Load Ramp (HC3Z-99286F56-B) is installed.
C. VHC3Z-17N004-C For Driver Side
C. VHC3Z-17N004-B For Passenger Side

Fits Model Years 2017-2020



Tie-Downs, Stake-Pocket Retractable by Bull Accessories¹
Stalwart anchor points pop-up for use, then snap back into recessed housing; 1,000-lb. capacity.
D. VFL3Z-99000A64-B Flush Mount, Black, Grain-Matched, Set of 2

Fits Model Years 2017-2020

WHEN YOU'RE READY
TO PERSONALIZE:

Visit accessories.ford.com

—or—

See your Ford Dealer



Tonneau/Bed Cover, Hard Folding by Advantage¹
Trifold design with top-of-rail mount – for maximum cargo height space – has rigid foam core and aluminum construction; drive with the cover folded forward to haul large loads.
Cannot be used when Stowable Load Ramps are installed.

- H. VHC3Z-99501A42-E** For 6¾' Styleside Bed
H. VHC3Z-99501A42-F For 8' Styleside Bed

Fits Model Years 2017-2020



Tonneau/Bed Cover, Hard Folding by REV¹
Flush-mount, “no-profile” design has rigid foam core and aluminum construction; lock the cover in full folded-forward open position – with the included prop rods – for access to the whole bed.

- I. VHC3Z-99501A42-N** Black, For 6¾' Styleside Bed
I. VHC3Z-99501A42-P Black, For 8' Styleside Bed

Fits Model Years 2017-2020

- I. V9C3Z-99501A42-EA** Black, For 6¾' Styleside Bed
I. V9C3Z-99501A42-FA Black, For 8' Styleside Bed

Fits Model Years 2009-2016



Tonneau/Bed Cover, Painted Hard Folding by UnderCover™¹
Trifold, low-profile design with aircraft-grade aluminum panels painted to match your truck's color code; provides multiple driving positions, universal tailgate operation and water drainage.

- + J.** VJC3Z-99501A42-EA Ingot Silver Metallic, For 6¾' Bed
+ K. VJC3Z-99501A42-EB Race Red, For 6¾' Bed
+ L. VJC3Z-99501A42-EC Blue Jeans Metallic, For 6¾' Bed
+ M. VJC3Z-99501A42-ED Ruby Red Metallic Tinted Clearcoat, For 6¾' Bed
+ N. VJC3Z-99501A42-EE Magnetic Metallic, For 6¾' Bed
+ O. VJC3Z-99501A42-EF Stone Gray, For 6¾' Bed
+ P. VJC3Z-99501A42-EG Magma Red, For 6¾' Bed
+ Q. VJC3Z-99501A42-EH Agate Black Metallic, For 6¾' Bed
+ R. VJC3Z-99501A42-EJ Silver Spruce, For 6¾' Bed
+ S. VJC3Z-99501A42-EK Oxford White, For 6¾' Bed
+ T. VJC3Z-99501A42-EL White Platinum Metallic Tri-coat, For 6¾' Bed
+ J. VJC3Z-99501A42-FA Ingot Silver Metallic, For 8' Bed
+ K. VJC3Z-99501A42-FB Race Red, For 8' Bed
+ L. VJC3Z-99501A42-FC Blue Jeans Metallic, For 8' Bed
+ M. VJC3Z-99501A42-FD Ruby Red Metallic Tinted Clearcoat, For 8' Bed
+ N. VJC3Z-99501A42-FE Magnetic Metallic, For 8' Bed
+ O. VJC3Z-99501A42-FF Stone Gray, For 8' Bed
+ P. VJC3Z-99501A42-FG Magma Red, For 8' Bed
+ Q. VJC3Z-99501A42-FH Agate Black Metallic, For 8' Bed
+ R. VJC3Z-99501A42-FJ Silver Spruce, For 8' Bed
+ S. VJC3Z-99501A42-FK Oxford White, For 8' Bed
+ T. VJC3Z-99501A42-FL White Platinum Metallic Tri-coat, For 8' Bed

Fits Model Years 2017-2020



Tonneau/Bed Cover, Hard Rolling by REV¹
Flush-mount, “no-profile” design has aluminum channels underneath – you get the benefits of both a hard-folding cover and a soft roll-up version; easy one-handed operation.

- U. VHC3Z-99501A42-L** Black, For 6¾' Styleside Bed
U. VHC3Z-99501A42-M Black, For 8' Styleside Bed

Fits Model Years 2017-2020



† New content added to this issue. | ¹Ford Licensed Accessory. | ²Vehicle application and restrictions apply. Additional components are required. See dealer for details. | ³Consult your Owner's Manual for specific weight ratings. | ⁴PEPS (Passive Entry/Passive Start) is the Push-Button Start System. | ⁵Distance may vary depending on vehicle location and environment. | ⁶Consult Owner's Manual for details on vehicle carrying capacities.



WHEN YOU'RE READY
TO PERSONALIZE:

Visit accessories.ford.com

—or—

See your Ford Dealer

Tonneau/Bed Cover, Painted Hard One-Piece <small>by UnderCover™</small>		
For 6¾' Bed		
Color-matching, hinged cover is strong, lightweight ABS polymer plastic with contoured edges and patented X-Effect infrastructure; has LED lighting.		
A.	VHC3Z-99501A42-AR	Agate Black Metallic
B.	VHC3Z-99501A42-AS	Silver Spruce
Fits Model Years 2019-2020		
	VHC3Z-99501A42-AM	Unpainted, Paintable
Fits Model Years 2018-2020		
C.	VHC3Z-99501A42-AN	Stone Gray
D.	VHC3Z-99501A42-AP	Magma Red
Fits Model Years 2017-2020		
E.	VHC3Z-99501A42-AA	Ingot Silver Metallic
F.	VHC3Z-99501A42-AB	Race Red
G.	VHC3Z-99501A42-AC	Blue Jeans Metallic
H.	VHC3Z-99501A42-AD	Ruby Red Metallic Tinted Clearcoat
I.	VHC3Z-99501A42-AE	Magnetic Metallic
J.	VHC3Z-99501A42-AH	Absolute Black
K.	VHC3Z-99501A42-AJ	White Gold Metallic
L.	VHC3Z-99501A42-AK	Oxford White
M.	VHC3Z-99501A42-AL	White Platinum Metallic Tri-coat
Fits Model Years 2017-2020		
N.	VHC3Z-99501A42-AF	Bronze Fire Metallic
O.	VHC3Z-99501A42-AG	Caribou Metallic
Fits Model Years 2015-2017		
I.	VEC3Z-99501A42-CA	Magnetic Metallic
N.	VEC3Z-99501A42-CB	Bronze Fire Metallic
O.	VEC3Z-99501A42-CC	Caribou Metallic
Fits Model Years 2015-2016		
G.	VDC3Z-99501A42-AF	Blue Jeans Metallic
H.	VDC3Z-99501A42-AH	Ruby Red Metallic Tinted Clearcoat
Fits Model Years 2013-2016		
P.	VDC3Z-99501A42-AE	Kodiak Brown Metallic
Fits Model Years 2013-2014		
Q.	VDC3Z-99501A42-AG	Green Gem Metallic
Fits Model Years 2012-2014		
R.	VDC3Z-99501A42-AD	Autumn Red Metallic
Fits Model Year 2012		
E.	VDC3Z-99501A42-AA	Ingot Silver Metallic
S.	VDC3Z-99501A42-AJ	Vermilion Red
L.	VDC3Z-99501A42-AL	Oxford White
T.	VDC3Z-99501A42-AM	Tuxedo Black Metallic
M.	VDC3Z-99501A42-AP	White Platinum Metallic Tri-coat
Fits Model Years 2011-2016		
U.	VDC3Z-99501A42-AB	Pale Adobe Metallic
V.	VDC3Z-99501A42-AN	Sterling Gray Metallic
Fits Model Years 2011-2014		
W.	VDC3Z-99501A42-AC	Golden Bronze Metallic
X.	VDC3Z-99501A42-AK	Dark Blue Pearl Metallic
Fits Model Years 2011-2012		

Tonneau/Bed Cover, Textured Hard One-Piece <small>by UnderCover™</small>		
Classic-look, hinged cover made of strong, lightweight ABS polymer plastic – with contoured edges and patented X-Effect infrastructure – comes with LED lighting and wall-mount hardware.		
Y.	VHC3Z-99501A42-BA	Black, For 6¾' Bed
Fits Model Years 2017-2020		
Z.	VDC3Z-99501A42-A	Black, For 6¾' Bed With Tailgate Step
Fits Model Years 2008-2016		

Tonneau/Bed Cover, Hybrid Trifold With Canvas Top <small>by Advantage¹</small>		
Hard panels are covered with vintage-look fabric used for convertible tops; top-of-rail mount maximizes cargo room, and self-contained straps allow for driving with cover open.		
A1.	VHC3Z-99501A42-J	For 6¾' Styleside Bed
A1.	VHC3Z-99501A42-K	For 8' Styleside Bed
Fits Model Years 2017-2020		
A1.	VDC3Z-99501A42-BA	For 6¾' Styleside Bed
A1.	VDC3Z-99501A42-CA	For 8' Styleside Bed
Fits Model Years 1999-2016		

Tonneau/Bed Cover, Soft-Folding <small>by Advantage¹</small>		
Trifold design with top-of-rail mount – for maximum cargo height space – has heavy-duty vinyl covering and a sturdy aluminum frame; drive with the cover folded forward to haul large loads.		
B1.	VHC3Z-99501A42-G	For 6¾' Styleside Bed
B1.	VHC3Z-99501A42-H	For 8' Styleside Bed
Fits Model Years 2017-2020		
B1.	V9C3Z-99501A42-AA	For 6¾' Styleside Bed
B1.	V9C3Z-99501A42-BA	For 8' Styleside Bed
Fits Model Years 1999-2016		

Tonneau/Bed Cover, Soft Roll-Up <small>by TruXedo®¹</small>		
High-quality, high-durability vinyl cover with top-of-bed rail mount and an aluminum frame; preset tension control in the latching system helps keep the cover tight in any climate.		
C1.	VHC3Z-99501A42-A	For 6¾' Styleside Bed
C1.	VHC3Z-99501A42-B	For 8' Styleside Bed
Fits Model Years 2017-2020		
D1.	V9C3Z-99501A42-CA	For 6¾' Styleside Bed
D1.	V9C3Z-99501A42-DA	For 8' Styleside Bed
Fits Model Years 2008-2016		



† New content added to this issue. | ¹Ford Licensed Accessory. | ²Vehicle application and restrictions apply. Additional components are required. See dealer for details. | ³Consult your Owner's Manual for specific weight ratings. | ⁴PEPS (Passive Entry/Passive Start) is the Push-Button Start System. | ⁵Distance may vary depending on vehicle location and environment. | ⁶Consult Owner's Manual for details on vehicle carrying capacities.



Tonneau/Bed Cover, Premium Soft Roll-Up by TruXedo®¹
Low-profile design with between-the-rail mount has patented automatic tension control to keep the leather-grain-style fabric taut in hot/cold; 1-finger, anodized trigger latch.

+ A.	VJC3Z-99501A42-A	XLP, Platinum, For 6¾' Styleside Bed
+ A.	VJC3Z-99501A42-D	XLP, Platinum, For 8' Styleside Bed
+ A.	VJC3Z-99501A42-E	Platinum, For 6¾' Styleside Bed
+ A.	VJC3Z-99501A42-F	Platinum, For 8' Styleside Bed

Fits Model Years 2017-2020



A.	VCC3Z-99501A42-AA	Platinum, For 6¾' Styleside Bed
A.	VCC3Z-99501A42-BA	Platinum, For 8' Styleside Bed

Fits Model Years 2008-2016

ELECTRONICS

Backup Alarm by ECCO®¹
Self-adjusting, external-alert system measures ambient noise for suitable warning volume.

B.	VHC3Z-14N137-A	For Pickup
B.	VHC3Z-14N137-C	For Chassis Cab

Fits Model Years 2017-2020

B.	VAC3Z-14N137-A	
-----------	----------------	--

Fits Model Years 2005-2016

Bullfrog® Hop by KICKER®¹
Take-anywhere speaker with signature bass (1.65" drivers, 1.4" x 2.8" subwoofers), 100' streaming, 360° soundfield, AUX jack and 12-hour battery; water-resistant/dust-tight IP67 rating.

C.	VHL3Z-18808-A	Portable Bluetooth® Speaker
-----------	---------------	-----------------------------

Fits Model Years 2011-2020

Bullfrog® Jump by KICKER®¹
Take-anywhere speaker with signature bass (3" drivers, 3" x 4" subwoofers), 100' streaming, 360° soundfield, FM tuner, AUX jack and 20-hour battery; water-resistant/dust-tight IP66 rating.

D.	VHL3Z-18808-B	Portable Bluetooth® Speaker
-----------	---------------	-----------------------------

Fits Model Years 2011-2020

Bumper-Mounted Warning Sensors by Rosen®¹
In Reverse, this system scans up to 7' behind your vehicle to help alert you to objects. (Driver-assist features are supplemental and do not replace the driver's attention, judgment, and need to control the vehicle.)
Requires installation Tool Kit VAS4Z-15A866-C.

E.	VAS4Z-15A866-B	Reverse Sensor
-----------	----------------	----------------

Fits Model Years 2006-2016



WHEN YOU'RE READY
TO PERSONALIZE:

Visit accessories.ford.com

—or—

See your Ford Dealer



Cruise Control
Conveniently add the luxury of steering wheel-mounted speed control to your Super Duty.®

F.	BC3Z-9A818-AA	
-----------	---------------	--

Fits Model Years 2011-2016

Dash Cam by Thinkware®¹
On the go and in parking surveillance mode, record action in Full HD (1080p) and Wide Dynamic Range (WDR) – coverage is complete with a 140-degree viewing angle and high-sensitivity performance in low-light and nighttime conditions; view footage on your computer.
Dash Cam only: Discreet design with easy-to-use software for settings; embeds GPS data.
Dash Cam with Rear Camera: Look both ways; camera records out the back window in 720p.
Dash Cam with Infrared Camera: Look inside too; camera records interior events in 720p.

+ G.	VHL3Z-19G490-C	Dash Cam
+ H.	VHL3Z-19G490-D	Dash Cam and Rear-Facing Camera
+ I.	VHL3Z-19G490-E	Dash Cam and Infrared Camera

Fits Model Years 2019-2020

Hands-Free System by Mobile-Ease™
Control your smartphone with voice commands; utilizes a microphone and the audio system. (Don't drive while distracted. Use voice-operated systems when possible; don't use handheld devices while driving. Some features may be locked out while the vehicle is in gear. Not all features are compatible with all phones.)

J.	7L2Z-19G399-A	Advanced
-----------	---------------	----------

Fits Model Year 2008

HitchScan™ Rear Park Assist Sensor and Hitch Step by Rosen®¹
System activates whenever you shift into Reverse, providing an audible alert and visual indication when it detects an object within the scanning area behind you; with support step. (Driver-assist features are supplemental and do not replace the driver's attention, judgment, and need to control the vehicle.)
Fits 1¼" and 2" hitch receivers.

K.	VAG1Z-15K859-A	Reverse Sensor
-----------	----------------	----------------

Fits Model Years 2005-2020


Keyless Entry Keypad
Programmable, backlit keypad unlocks or locks your vehicle; no wiring or drilling necessary. *Not available with factory remote start.*

+ L.	KB3Z-14A626-A	For Vehicles With Factory Remote Start
+ L.	KB3Z-14A626-B	For Vehicles Without Factory Remote Start

Fits Model Year 2020

M.	ES7Z-14A626-A	
-----------	---------------	--

Fits Model Years 2006-2019



+ New content added to this issue. | ¹Ford Licensed Accessory. | ²Vehicle application and restrictions apply. Additional components are required. See dealer for details. | ³Consult your Owner's Manual for specific weight ratings. | ⁴PEPS (Passive Entry/Passive Start) is the Push-Button Start System. | ⁵Distance may vary depending on vehicle location and environment. | ⁶Consult Owner's Manual for details on vehicle carrying capacities.



WHEN YOU'RE READY
TO PERSONALIZE:

Visit accessories.ford.com

—or—

See your Ford Dealer

Lighting, LED Warning Strobes by SoundOff Signal®¹
On the job, high-mounted strobes make your truck more visible – up to 1,000' in daylight and up to 1 mile in darkness; 2 forward strobes at back of hood, 2 rear strobes near CHMSL. *For fleet use. Not compatible with LED work task light.*

- A.** VHC3Z-13C788-A With Upfitter Switches, Front and Rear Strobes – Amber
- A.** VHC3Z-13C788-B Without Upfitter Switches, Front and Rear Strobes – Amber

Fits Model Years 2017-2020

- B.** VEC3Z-13C788-A With Upfitter Switches, Front and Rear Strobes – Amber

Fits Model Years 2017-2019

- B.** VEC3Z-13C788-BA Steel Gray Interior Trim Panel, Front and Rear Strobes
- B.** VEC3Z-13C788-CA Adobe Interior Trim Panel, Front and Rear Strobes
- B.** VEC3Z-13C788-DA Charcoal Black Interior Trim Panel, Front and Rear Strobes

Fits Model Years 2011-2016

Lighting, LED Warning Strobes by SoundOff Signal®¹
On duty, high-mounted strobes make your truck more visible – up to 1,000'⁵ in daylight and up to 1 mile in darkness; 2 forward strobes at back of hood, 2 rear strobes near CHMSL. *For police use. Not compatible with LED work task light.*

- VJC3Z-13C788-B** Front and Rear Strobes – Red and Blue

Fits Model Years 2017-2020

Lighting, LED Rear Work Task Light by SoundOff Signal®¹
Elevate your visibility – and versatility – in back with this bright-output, high-mount illumination. *Not compatible with LED warning strobes.*

- C.** VHC3Z-13A613-C LED Work Light

Fits Model Years 2017-2020

Rear Seat Entertainment – NextBase® Duo Cinema by VOXXAutomotive™¹
Two adjustable LED 10.1" screens – with a DVD player, plus HDMI and USB inputs, on the master unit – mount on 2-post headrests; you can show the same thing on both screens.

- D.** VGJ5Z-10E947-A Dual Portable DVD Players

Fits Model Years 2011-2020

Remote Start System
Warm or cool your vehicle interior from afar at the push of a button; range up to 1,000'⁵
Series 100: Vehicle parking lights turn on to indicate engine is running.
Bi-Directional: No need to see vehicle – fob flashes/beeps when engine starts; with car find.
Series 200: Vehicle parking lights turn on to indicate engine is running; also has Ford Perimeter Plus security, car find, panic, and 2 owner-programmable buttons on fob.

- E.** 7W3Z-19G364-AA Series 100, One-Button. Requires PATS Interface Kit 8L3Z-19G365-BA.

- F.** 9C3Z-19G364-A Bi-Directional. Requires PATS Interface Kit 8L3Z-19G365-BA.

Fits Model Years 2007-2010

- G.** 7L3Z-19G364-AA Series 200 With Remote Keyless Entry and Vehicle Security. Requires PATS Interface Kit 8L3Z-19G365-BA.

Fits Model Years 2007-2009

Remote Start System
Heat or cool your vehicle from up to 300'⁵ – parking lights remain on when engine is running; run time is customer programmable, and system also features car find and a panic alarm. *Does not include siren and shock sensor.*

- E.** BC3Z-19G364-A Series 100, Plug 'n Play. For Vehicles Without Push-Button Start, With Power Door Locks.

Fits Model Years 2011-2016

Remote Start System, Hood Switch Kit
Makes remote start inoperable or triggers an alarm when your vehicle hood is ajar.

- + H.** HC3Z-19G366-A Only Required if Vehicle Is Not Already Equipped

Fits Model Years 2018-2020

- I.** BC3Z-19G366-A Only Required if Vehicle Is Not Already Equipped

Fits Model Years 2011-2017

SYNC® Kit
Voice-activated phone, entertainment and some mobile apps. (Don't drive while distracted. Use voice-operated systems when possible; don't use handheld devices while driving. Some features may be locked out while the vehicle is in gear. Not all features are compatible with all phones.)
Includes: Jumper wire assembly, USB cable, SYNC® module, tie-downs and manual.


- J.** 9R3Z-14D212-A Not For Use With DVD- and/or Navigation System-Equipped Vehicles

Fits Model Year 2009

Vehicle Security System – Ford Perimeter Plus
Has components not available from the factory – if glass or a body panel is impacted, 2-stage shock sensor interprets severity. Alarm also sounds if hood/tailgate/doors forced open.

- K.** 7L3Z-19A361-AA For Vehicles Equipped With Factory Remote Keyless. Uses Factory Key Fob.

Fits Model Years 2008-2010



⁺ New content added to this issue. | ¹Ford Licensed Accessory. | ²Vehicle application and restrictions apply. Additional components are required. See dealer for details. | ³Consult your Owner's Manual for specific weight ratings. | ⁴PEPS (Passive Entry/Passive Start) is the Push-Button Start System. | ⁵Distance may vary depending on vehicle location and environment. | ⁶Consult Owner's Manual for details on vehicle carrying capacities.



Wireless Charging by JVIS^{®1}
Charge your smartphone without plugging it in; fits nicely inside the console or armrest.
For vehicles with flow-through console.
A. VEL3Z-19A464-C Wireless Charging Pad. Mounts in Console.
Fits Model Years 2011-2017

VEHICLE SECURITY SYSTEM – FORD PERIMETER PLUS AND REMOTE START SYSTEMS

Vehicle Security System – Ford Perimeter Plus
Has components not available from the factory – if glass or a body panel is impacted, 2-stage shock sensor interprets severity. Alarm also sounds if hood/tailgate/doors forced open.
Requires dealer installation. Basic remote start (up to 300'¹⁵ range) is available for factory fobs when activated by dealer. Vehicle must be equipped with factory power door locks.

- + B. KN1Z-19A361-A** Plug 'n Play Module With Harness
Fits Model Years 2019-2020
- B. JS7Z-19A361-A** Plug 'n Play Module With Harness
Fits Model Year 2018

Remote Start System – Long-Range
From up to 1,000'¹⁵ away, heat up or cool down your vehicle with the 1-button remotes that come with this system; parking lights turn on to indicate the engine is running.
Requires dealer installation. (May require additional equipment.) Includes Ford Perimeter Plus Vehicle Security System. Security system functions and basic remote start (up to 300'¹⁵ range) are available for factory fobs when activated by dealer.

- Requires:
+ B. KN1Z-19A361-A Plug 'n Play Module With Harness
C. JS7Z-15K601-C Long-Range Remote Start Kit, 2 Key Fobs Included in Kit
Fits Model Years 2019-2020

- Requires:
B. JS7Z-19A361-A Plug 'n Play Module With Harness
C. JS7Z-15K601-C Long-Range Remote Start Kit, 2 Key Fobs Included in Kit
Fits Model Year 2018

Remote Start System – Long-Range With Confirmation
At up to 1,000'¹⁵ there's no need to see your vehicle to know it's heating up or cooling down: The system's 2-button remote flashes/beeps to indicate engine idling; with long-range car find. *Requires dealer installation. (May require additional equipment.) Includes Ford Perimeter Plus Vehicle Security System. Security system functions and basic remote start (up to 300'¹⁵ range) are available for factory fobs when activated by dealer.*

- Requires:
+ B. KN1Z-19A361-A Plug 'n Play Module With Harness
D. JS7Z-15K601-B Long-Range With Confirmation Remote Start Kit
Fits Model Years 2019-2020

- Requires:
B. JS7Z-19A361-A Plug 'n Play Module With Harness
D. JS7Z-15K601-B Long-Range With Confirmation Remote Start Kit
Fits Model Year 2018


Remote Start System – Optional Ultra-Long-Range Extender
More than double your remote-start reach: Maximize it up to a full 2,500'¹⁵
Requires dealer installation. For Long-Range Remote Start System and Long-Range Remote Start System With Confirmation.
E. JS7Z-15603-A Ultra-Long-Range Extender Antenna Kit
Fits Model Years 2018-2020

Vehicle Security System – Ford Perimeter Plus – Optional LED Kit
A handy visual cue and break-in deterrent; LED indicator turns on when security is active.
Requires Vehicle Security System – Ford Perimeter Plus Module.
F. DM5Z-19D596-A LED Kit
Fits Model Years 2011-2020

Vehicle Security System – Ford Perimeter Plus
Has components not available from the factory – if glass or a body panel is impacted, 2-stage shock sensor interprets severity. Alarm also sounds if hood/tailgate/doors forced open.
Upgradeable to Remote Start Systems. Requires dealer installation. Wiring harness may vary according to application.
G. FT4Z-19A361-A Plug 'n Play Module With Harness
Fits Model Year 2017

Remote Start System – One-Way, Long-Range
Heat or cool your vehicle from up to 1,000'¹⁵; parking lights remain on when engine is running.
Requires dealer installation and programming. (May require additional equipment.)
Requires:
G. FT4Z-19A361-A Vehicle Security System – Ford Perimeter Plus Module
H. DS7Z-15K601-F One-Way, Long-Range Key Fob
I. DL3Z-15603-C Antenna Kit
Fits Model Year 2017

Remote Start System – Bi-Directional
No need to see your vehicle when warming it or chilling it from up to 1,000'¹⁵ because the fob flashes/beeps when engine starts; with long-range car find and a panic alarm.
Requires dealer installation and programming. (May require additional equipment.)
Requires:
G. FT4Z-19A361-A Vehicle Security System – Ford Perimeter Plus Module
J. DL3Z-15K601-A Bi-Directional Key Fob
I. DL3Z-15603-C Antenna Kit
Fits Model Year 2017



**WHEN YOU'RE READY
TO PERSONALIZE:**

Visit accessories.ford.com

—or—

See your Ford Dealer

⁺ New content added to this issue. | ¹Ford Licensed Accessory. | ²Vehicle application and restrictions apply. Additional components are required. See dealer for details. | ³Consult your Owner's Manual for specific weight ratings. | ⁴PEPS (Passive Entry/Passive Start) is the Push-Button Start System. | ⁵Distance may vary depending on vehicle location and environment. | ⁶Consult Owner's Manual for details on vehicle carrying capacities.



WHEN YOU'RE READY
TO PERSONALIZE:

Visit accessories.ford.com

—or—

See your Ford Dealer

Vehicle Security System – Ford Perimeter Plus

Has components not available from the factory – if glass or a body panel is impacted, 2-stage shock sensor interprets severity. Alarm also sounds if hood/tailgate/doors forced open. Upgradeable to Remote Start Systems. Requires dealer installation. Wiring harness may vary according to application.

- A. DL3Z-19A361-A Plug 'n Play Module With Harness

Fits Model Years 2011-2016

Remote Start System – One-Way, Long-Range

Heat or cool your vehicle from up to 1,000'⁵; parking lights remain on when engine is running. Requires dealer installation and programming. (May require additional equipment.)

Requires:

- A. DL3Z-19A361-A Vehicle Security System – Ford Perimeter Plus Module
- B. DS7Z-15K601-F One-Way, Long-Range Key Fob
- C. DL3Z-15603-C Antenna Kit

Fits Model Years 2011-2016

Remote Start System – Bi-Directional

No need to see your vehicle when warming it or chilling it from up to 1,000'⁵ because the fob flashes/beeps when engine starts; with long-range car find and a panic alarm. Requires dealer installation and programming. (May require additional equipment.)

Requires:

- A. DL3Z-19A361-A Vehicle Security System – Ford Perimeter Plus Module
- D. DL3Z-15K601-A Bi-Directional Key Fob
- C. DL3Z-15603-C Antenna Kit

Fits Model Years 2011-2016

Remote Start System – RFR Antenna and Harness Kit

A necessary piece for the Remote Start System to function; kit added when appropriate.

- E. DA8Z-15603-A Only Required if Vehicle Is Not Already Equipped

Fits Model Years 2011-2017

EXTERIOR

Deflector, Aeroskin® Hood Protector by Lund®¹

Sleek profile adds appeal and hugs the contours, shielding against bugs, stones and debris.

- + F. VKC3Z-16C900-A Black Textured
- G. VHC3Z-16C900-C Smoke-Color

Fits Model Years 2017-2020

- H. VBC3Z-16C900-G Smoke-Color

Fits Model Years 2011-2016

Deflector, Hood

Distinctive look redirects airstream to help carry bugs, stones and debris up and over the roof.

- I. HC3Z-16C900-C Black Molded
- J. HC3Z-16C900-D Chrome

Fits Model Years 2017-2020

- K. CC3Z-16C900-A Smoke-Color
- L. CC3Z-16C900-B Chrome

Fits Model Years 2011-2016

- M. 8C3Z-16C900-A Smoke-Color
- N. 8C3Z-16C900-D Chrome

Fits Model Years 2008-2010

Deflector, Hood by Lund®¹

Distinctive look redirects airstream to help carry bugs, stones and debris up and over the roof.

- O. VJC3Z-16C900-A Chrome

Fits Model Years 2017-2020

Deflectors, Side Window by EGR®¹



On the go or when parked, let fresh air in and keep rain out; also helps keep sun out of eyes.

- P. VGL3Z-18246-F Smoke-Color, Front Only, 2-Piece Set, For Regular Cab
- Q. VGL3Z-18246-B Smoke-Color, Front and Rear, 4-Piece Set, For SuperCab
- R. VGL3Z-18246-G Smoke-Color, Front and Rear, 4-Piece Set, For Crew Cab

Fits Model Years 2017-2020

- S. VGC3Z-18246-A Smoke-Color, Front Only, 2-Piece Set, For Regular Cab
- T. VGC3Z-18246-B Smoke-Color, Front and Rear, 4-Piece Set, For SuperCab
- U. VGC3Z-18246-C Smoke-Color, Front and Rear, 4-Piece Set, For Crew Cab

Fits Model Years 1999-2016



+ New content added to this issue. | ¹Ford Licensed Accessory. | ²Vehicle application and restrictions apply. Additional components are required. See dealer for details. | ³Consult your Owner's Manual for specific weight ratings. | ⁴PEPS (Passive Entry/Passive Start) is the Push-Button Start System. | ⁵Distance may vary depending on vehicle location and environment. | ⁶Consult Owner's Manual for details on vehicle carrying capacities.



Deflectors, Side Window ^{by LundSM} **Low-Profile**

Super-snug design allows fresh air in while rain is diverted; also helps keep sun out of eyes.

- A.** VJL3Z-18246-C Smoke-Color, Front Only, 2-Piece Set, For Regular Cab
- A.** VJL3Z-18246-B Smoke-Color, Front and Rear, 4-Piece Set, For SuperCab
- A.** VJL3Z-18246-A Smoke-Color, Front and Rear, 4-Piece Set, For Crew Cab

Fits Model Years 2017-2020

Deflectors, Side Window ^{by PutcoSM}

On the go or when parked, let fresh air in and keep rain out; also helps keep sun out of eyes.

- B.** VFL3Z-18246-C Chrome, Front Only, 2-Piece Set, For Regular Cab
- VFL3Z-18246-B Chrome, Front and Rear, 4-Piece Set, For SuperCab
- C.** VFL3Z-18246-F Chrome, Front and Rear, 4-Piece Set, For Crew Cab

Fits Model Years 2017-2020

Door Molding ^{by Air DesignSM}

Purposed to be protective; and designed to be distinctive; stick them on to put them to work.

- + D.** VJL3Z-1820049-A Matte Black, For Crew Cab
- + D.** VJL3Z-1820049-B Matte Black, For SuperCab

Fits Model Years 2017-2020

Exhaust Tip

A glint of chrome-plated, corrosion-resistant stainless steel catches the eye; just slide it on.

- E.** HC3Z-5K238-A Chrome, For Gas Engines

Fits Model Years 2017-2020

- F.** BC3Z-5K238-A Chrome, For Gas Engines

Fits Model Years 2011-2016

- F.** 8C3Z-5K238-A Chrome, For Gas Engines

Fits Model Years 2008-2010

Exterior Trim Kit ^{by PutcoSM} **B-Pillar**

Customize your truck with top-quality 304 stainless steel that comes finely polished in brilliant chrome or shaded alluringly in black; precision-fit, peel-and-stick installation.

- G.** VFL3Z-9920554-A Black Platinum Stainless Steel, Without Keypad, For Regular Cab
- H.** VFL3Z-9920554-B Black Platinum Stainless Steel, With Keypad, For Regular Cab
- I.** VFL3Z-9920554-C Black Platinum Stainless Steel, Without Keypad, For SuperCab
- J.** VFL3Z-9920554-D Black Platinum Stainless Steel, With Keypad, For SuperCab
- K.** VFL3Z-9920554-E Polished Stainless Steel, Without Keypad, For Regular Cab
- L.** VFL3Z-9920554-F Polished Stainless Steel, With Keypad, For Regular Cab
- K.** VFL3Z-9920554-G Polished Stainless Steel, Without Keypad, For SuperCab
- L.** VFL3Z-9920554-H Polished Stainless Steel, With Keypad, For SuperCab

Fits Model Years 2017-2020

Exterior Trim Kit ^{by PutcoSM} **Fuel Door**

Customize your truck with the distinction of top-quality 304 stainless steel that's finely polished to a brilliant luster; precision-fit, peel-and-stick installation.

- M.** VHC3Z-99405A26-B Chrome

Fits Model Years 2017-2020

Exterior Trim Kit ^{by PutcoSM} **Hood Lettering**

Customize your truck with top-quality 304 stainless steel that's finely polished in brilliant chrome or shaded alluringly in black; precision-fit, peel-and-stick installation.

- N.** VHC3Z-16606-A Polished Stainless Steel
- O.** VHC3Z-16606-B Black Platinum Stainless Steel

Fits Model Year 2017

Exterior Trim Kit ^{by PutcoSM} **Mirror Caps**

Customize your truck with the distinction of top-quality 304 stainless steel that's finely polished to a brilliant luster; precision-fit, peel-and-stick installation.

- P.** VFL3Z-17D742-F Chrome, For Non-Chrome Trailer Tow Mirrors

Fits Model Years 2017-2019

Exterior Trim Kit ^{by PutcoSM} **Side Molding**

Customize your truck with top-quality 304 stainless steel that's finely polished in brilliant chrome or shaded alluringly in black; precision-fit, peel-and-stick installation.

- Q.** VHC3Z-9910146-A Polished Stainless Steel Body Side and Bed, For 8' Regular Cab Bed, Single Rear Wheel
- VHC3Z-9910146-B Polished Stainless Steel Body Side and Bed, For 6¾' SuperCab Bed, Single Rear Wheel
- VHC3Z-9910146-C Polished Stainless Steel Body Side and Bed, For 8' SuperCab Bed, Single Rear Wheel
- VHC3Z-9910146-D Polished Stainless Steel Body Side and Bed, For 6¾' Crew Cab Bed, Single Rear Wheel
- VHC3Z-9910146-E Polished Stainless Steel Body Side and Bed, For 8' Crew Cab Bed, Single Rear Wheel
- VHC3Z-9910146-F Polished Stainless Steel Body Side and Bed, For 8' Regular Cab Bed, Dual Rear Wheel
- VHC3Z-9910146-G Polished Stainless Steel Body Side and Bed, For 8' SuperCab Bed, Dual Rear Wheel
- VHC3Z-9910146-H Polished Stainless Steel Body Side and Bed, For 8' Crew Cab Bed, Dual Rear Wheel
- R.** VHC3Z-9910146-J Black Platinum Stainless Steel Body Side and Bed, For 8' Regular Cab Bed, Single Rear Wheel
- VHC3Z-9910146-K Black Platinum Stainless Steel Body Side and Bed, For 6¾' SuperCab Bed, Single Rear Wheel
- VHC3Z-9910146-L Black Platinum Stainless Steel Body Side and Bed, For 8' SuperCab Bed, Single Rear Wheel
- VHC3Z-9910146-M Black Platinum Stainless Steel Body Side and Bed, For 6¾' Crew Cab Bed, Single Rear Wheel
- VHC3Z-9910146-N Black Platinum Stainless Steel Body Side and Bed, For 8' Crew Cab Bed, Single Rear Wheel
- VHC3Z-9910146-P Black Platinum Stainless Steel Body Side and Bed, For 8' Regular Cab Bed, Dual Rear Wheel
- VHC3Z-9910146-R Black Platinum Stainless Steel Body Side and Bed, For 8' SuperCab Bed, Dual Rear Wheel
- VHC3Z-9910146-S Black Platinum Stainless Steel Body Side and Bed, For 8' Crew Cab Bed, Dual Rear Wheel

Fits Model Years 2017-2020



+ New content added to this issue. | ¹Ford Licensed Accessory. | ²Vehicle application and restrictions apply. Additional components are required. See dealer for details. | ³Consult your Owner's Manual for specific weight ratings. | ⁴PEPS (Passive Entry/Passive Start) is the Push-Button Start System. | ⁵Distance may vary depending on vehicle location and environment. | ⁶Consult Owner's Manual for details on vehicle carrying capacities.



Exterior Trim Kit by Putco®⁰¹ Tailgate Handle

Customize your truck with the distinction of top-quality 304 stainless steel that’s finely polished to a brilliant luster; precision-fit, peel-and-stick installation.

- A. VHC3Z-1522404-A Chrome, Manual Tailgate With LED Lamp
- A. VHC3Z-1522404-B Chrome, Manual Tailgate Without LED Lamp
- A. VHC3Z-1522404-C Chrome, Power Tailgate With LED Lamp
- A. VHC3Z-1522404-D Chrome, Power Tailgate Without LED Lamp

Fits Model Years 2017-2020

Exterior Trim Kit by Putco®⁰¹ Tailgate Lettering

Customize your truck with top-quality 304 stainless steel that’s finely polished in brilliant chrome or shaded alluringly in black; precision-fit, peel-and-stick installation.

- B. VHC3Z-9942528-G Polished Stainless Steel
- C. VHC3Z-9942528-H Black Platinum Stainless Steel

Fits Model Years 2017-2020

Tailgate Lettering by Truck Hardware™⁰¹

Add contrast to the tailgate’s Satin Chrome: Titanium-plated, stainless-steel letters are a dark gunmetal color and laser cut to perfectly fit the PLATINUM channels; peel-and-stick installation.

- + VHC3Z-9942528-A Gunmetal

Fits Model Years 2017-2020

Tailgate Trim by Air Design®⁰¹

“Got your back” takes on new meaning with this aggressive full-width addition – makes for quite the statement with the tailgate spoiler (sold separately); no painting or drilling required.

- + VHC3Z-99425A34-C Satin Black

Fits Model Years 2017-2020

Exterior Trim Kit by Putco®⁰¹ Upper Tailgate Accent

Customize your truck with top-quality 304 stainless steel that’s finely polished in brilliant chrome or shaded alluringly in black; precision-fit, peel-and-stick installation.

- D. VHC3Z-99425A34-A Polished Stainless Steel
- E. VHC3Z-99425A34-B Black Platinum Stainless Steel

Fits Model Years 2017-2020

Exterior Trim Kit by Putco®⁰¹ Wheel Lip Moldings

Customize your truck with the distinction of top-quality 304 stainless steel that’s finely polished to a brilliant luster; precision-fit, peel-and-stick installation.

- F. VHC3Z-16268-C Chrome, Wide
- F. VHC3Z-16268-G Chrome, For XL and XLT Trim

Fits Model Years 2017-2020

Fender Flares by Bushwacker®⁰¹

On-road or off, these rugged flares convey an iconic bolt-on look – and they supply an additional 1.5" of tire coverage to help protect against kicked-up dirt and debris; easy, no-drill installation.

- G. VHC3Z-16268-A Black Textured Finish, 4-Piece Set, Assembled and Ready For Installation
- H. VHC3Z-16268-B Primed Smooth Finish, 4-Piece Set, Unassembled and Ready For Prep/Paint (Shown Painted)

Fits Model Years 2017-2020

Fender Flares by Lund®⁰¹

Take your pick: Choose original-equipment-style flares that jug fenders down low and go great with stock tires and wheels, or select extended, wide-body flares – with an extra 2" + of proective coverage – ideal for larger tire/wheel combos; easy, no-drill installation no matter the choice.

- + I. VJC3Z-16268-A OE-Style, Black Textured, 4-Piece Set
- + I. VJC3Z-16268-B Extended, Black Textured, 4-Piece Set

Fits Model Years 2017-2020

Fog Lamps

Beyond cutting through fog, they can lend an assist in other low-visibility conditions.

- J. FC3Z-15200-AA For XL Models

Fits Model Years 2015-2016 (For Vehicles Built After 8/12/14)

- J. EC3Z-15200-AA For XL Models

Fits Model Years 2014-2015 (For Vehicles Built Before 8/12/14)

- K. BC3Z-15200-BA For XLT Models

Fits Model Years 2011-2016

- L. DC3Z-15200-AA For XL Models

Fits Model Years 2011-2013

Fog Lamps by Putco®⁰¹

High-power LuminIX® LED lighting is encased in aluminum and utilizes existing fog-lamp housings.

- M. VFL3Z-15200-C LED

Fits Model Years 2017-2020

Hood Scoop by Air Design®⁰¹

Sure to impress, this mod runs nearly the length of the hood and sports a faux honeycomb grille; no painting or drilling required.

- + N. VHC3Z-99425A34-C Satin Black

Fits Model Years 2017-2020

Rocker Panel Armor by Bushwacker®⁰¹

Buttress your truck’s defense down low, outside and inside: Proprietary TPO material is ruggedized for durability, and it’s texturized for delight-ability; no-drill, adhesive installation.

- O. VJL3Z-1613208-A Black, For Crew Cab
- O. VJL3Z-1613208-B Black, For SuperCab

Fits Model Years 2017-2020

Splash Guards, Flat

The classic way to minimize road spray, helping to protect your paintwork from chips.

- P. FL3Z-16A550-C Black, Front or Rear Pair, With Ford Oval Logo


Fits Model Years 2017-2020

- Q. F65Z-16A550-AB Black, Front or Rear Pair, With Ford Oval Logo

Fits Model Years 1999-2016



+ New content added to this issue. | ⁰¹Ford Licensed Accessory. | ⁰²Vehicle application and restrictions apply. Additional components are required. See dealer for details. | ⁰³Consult your Owner's Manual for specific weight ratings. | ⁰⁴PEPS (Passive Entry/Passive Start) is the Push-Button Start System. | ⁰⁵Distance may vary depending on vehicle location and environment. | ⁰⁶Consult Owner's Manual for details on vehicle carrying capacities.



- Splash Guards, Gatorback®** by Truck Hardware™
A hardworking looker, each textured-and-ribbed flap boasts premium virgin rubber, a decorated 304 stainless steel plate, aluminum backing and pre-punched holes.
- A.** VHC3Z-16A550-A Rear Pair, Dual Rear Wheel, With PLATINUM Die-Stamped Stainless Steel Insert
 - B.** VHC3Z-16A550-B Rear Pair, Dual Rear Wheel, With FX4 Die-Stamped Stainless Steel Insert
 - C.** VHC3Z-16A550-C Rear Pair, Dual Rear Wheel, With Black Ford Oval and Stainless Steel Surround
 - D.** VHC3Z-16A550-E Front Pair, Single Rear Wheel, With Black Ford Oval and Stainless Steel Surround
 - E.** VHC3Z-16A550-F Front Pair, Single Rear Wheel, With Black Ford Oval and Black Surround
 - F.** VHC3Z-16A550-G Front Pair, Single Rear Wheel, With Black Ford Oval and Gunmetal Surround
 - G.** VHC3Z-16A550-H Front Pair, Single Rear Wheel, With SUPER DUTY Die-Stamped Stainless Steel Insert
 - H.** VHC3Z-16A550-J Front Pair, Single Rear Wheel, With PLATINUM Die-Stamped Stainless Steel Insert
 - I.** VHC3Z-16A550-K Front Pair, Single Rear Wheel, With FX4 Die-Stamped Stainless Steel Insert
 - J.** VHC3Z-16A550-M Rear Pair, Single Rear Wheel, With Black Ford Oval and Stainless Steel Surround
 - K.** VHC3Z-16A550-N Rear Pair, Single Rear Wheel, With Black Ford Oval and Black Surround
 - L.** VHC3Z-16A550-P Rear Pair, Single Rear Wheel, With Black Ford Oval and Gunmetal Surround
 - M.** VHC3Z-16A550-R Rear Pair, Single Rear Wheel, With SUPER DUTY Die-Stamped Stainless Steel Insert
 - N.** VHC3Z-16A550-S Rear Pair, Single Rear Wheel, With PLATINUM Die-Stamped Stainless Steel Insert
 - O.** VHC3Z-16A550-T Rear Pair, Single Rear Wheel, With FX4 Die-Stamped Stainless Steel Insert
 - P.** VHC3Z-16A550-V Rear Pair, Dual Rear Wheel, With Black Ford Oval and Black Surround
 - Q.** VHC3Z-16A550-W Rear Pair, Dual Rear Wheel, With Black Ford Oval and Gunmetal Surround
 - R.** VHC3Z-16A550-X Rear Pair, Dual Rear Wheel, With SUPER DUTY Die-Stamped Stainless Steel Insert
- Fits Model Years 2017-2020

- Splash Guards, Gatorback®** by Truck Hardware™
A hardworking looker, each textured-and-ribbed flap boasts premium virgin rubber, a decorated 304 stainless steel plate, aluminum backing and pre-punched holes.
Minimum order of 100.
- VHC3Z-16A550-D Rear Pair, Dual Rear Wheel, With Dealership Logo
 - VHC3Z-16A550-L Front Pair, Single Rear Wheel, With Dealership Logo
 - VHC3Z-16A550-U Rear Pair, Single Rear Wheel, With Dealership Logo
- Fits Model Years 2017-2020
- Splash Guards, Heavy-Duty**
Premium extra-long-and-wide guards not only look tough, they supply extreme protection.
For vehicles that require brackets.
- S.** CL3Z-16A550-P Black, Rear Pair, With Ford Oval Logo, For Vehicles With Single Rear Wheels
 - T.** CL3Z-16A550-R Black, Rear Pair, With Stainless Steel Insert, For Vehicles With Single Rear Wheels
- Fits Model Years 2017-2020
- Splash Guards, Heavy-Duty**
Premium extra-long-and-wide guards not only look tough, they supply extreme protection.
- U.** CL3Z-16A550-N Black, Front Pair, With Ford Oval Logo
 - V.** CL3Z-16A550-Q Black With Stainless Steel Insert, Front Pair, With Ford Oval Logo
 - W.** HC3Z-16A550-C Black, Rear Pair, For Vehicles With Dual Rear Wheels
 - X.** HC3Z-16A550-D Black With Stainless Steel Insert, Rear Pair, For Vehicles With Dual Rear Wheels
- Fits Model Years 2017-2020
- Y.** CL3Z-16A550-J Black, Front Pair, With Ford Oval Logo
 - Z.** CL3Z-16A550-K Black, Front Pair, With Stainless Steel Insert, With Ford Oval Logo
- Fits Model Years 2011-2016



WHEN YOU'RE READY
TO PERSONALIZE:

Visit accessories.ford.com

—or—

See your Ford Dealer

+ New content added to this issue. | *Ford Licensed Accessory. | ^Vehicle application and restrictions apply. Additional components are required. See dealer for details. | ^Consult your Owner's Manual for specific weight ratings. | ^PEPS (Passive Entry/Passive Start) is the Push-Button Start System. | ^Distance may vary depending on vehicle location and environment. | ^Consult Owner's Manual for details on vehicle carrying capacities.



Splash Guards, Molded

Uniquely contoured to stylishly reduce road spray, helping to protect your finish from chips.

- A. HC3Z-16A550-AA Front Only, With Ford Oval Logo, For Single Rear Wheel and 4x2 Dual Rear Wheel Vehicles Without Wheel-Lip Molding
- B. HC3Z-16A550-BA Rear Only, With Ford Oval Logo, For Single Rear Wheel Vehicles Without Wheel-Lip Molding
- A. HC3Z-16A550-CA Front Only, With Ford Oval Logo, For Single Rear Wheel and 4x2 Dual Rear Wheel Vehicles With Wheel-Lip Molding
- B. HC3Z-16A550-DA Rear Only, With Ford Oval Logo, For Single Rear Wheel Vehicles With Wheel-Lip Molding
- HC3Z-16A550-EA Front Only, With Ford Oval Logo, For 4x4 Dual Rear Wheel Vehicles Without Wheel-Lip Molding

Fits Model Years 2017-2020

- C. BC3Z-16A550-BB Rear Only, With Ford Oval Logo, For Vehicles Without Wheel-Lip Molding
- D. BC3Z-16A550-DB Rear Only, With Ford Oval Logo, For Vehicles With Wheel-Lip Molding
- E. BC3Z-16A550-EB Rear Only, With Ford Oval Logo, For Vehicles With Dual Rear Wheels
- F. BC3Z-16A550-FA Front Only, With Ford Oval Logo, For Vehicles Without Wheel-Lip Molding
- G. BC3Z-16A550-GA Front Only, With Ford Oval Logo, For Vehicles With Wheel-Lip Molding

Fits Model Years 2011-2016

- 8C3Z-16A550-AA Black, Front Only, Without Logo, For Vehicles With Wheel-Lip Molding
- H. 8C3Z-16A550-BA Black, Rear Only, With Ford Oval Logo, For Vehicles With Wheel-Lip Molding

Fits Model Years 2008-2010

- I. 8C3Z-16A550-CB Black, Front Only, Without Logo, For Vehicles Without Wheel-Lip Molding
- 8C3Z-16A550-DB Black, Rear Only, With Ford Oval Logo, For Vehicles Without Wheel-Lip Molding

Fits Model Years 2005-2010

Sportz® Tent by Napier¹

Sleep comfortably above the ground: Easy-setup tent has a patented sewn-in floor, a rear door for direct cab access, an awning, vents, windows and a rain fly; over 5½' headroom.

- J. VAL3Z-99000C38-B For Trucks With 6¾' Bed
- J. VAL3Z-99000C38-A For Trucks With 8' Bed

Fits Model Years 2006-2020

Step Bars, 4"

Added appeal and assist: rugged corrosion-resistant aluminum bars with wide, slip-resistant, heavy-duty plastic step pads; choice of bright or dark finish, and no-drill installation.

- K. F81Z-16450-AA Black, For Regular Cab
- K. F81Z-16450-BA Black, For SuperCab
- K. F81Z-16450-CA Black, For Crew Cab
- L. YC3Z-16450-CA Chromed, For Regular Cab
- L. YC3Z-16450-DA Chromed, For SuperCab
- L. YC3Z-16450-EA Chromed, For Crew Cab

Fits Model Years 1999-2008

Step Bars, 5"

Added appeal and assist: rugged corrosion-resistant aluminum bars with wide, slip-resistant, heavy-duty plastic step pads; choice of bright or dark finish, and no-drill installation.

- M. HC3Z-16450-HB Black, For Crew Cab
- N. HC3Z-16450-CB Chromed, For Regular Cab
- O. HC3Z-16450-DB Chromed, For SuperCab
- P. HC3Z-16450-EB Chromed, For Crew Cab
- Q. HC3Z-16450-FA Black, For Regular Cab
- R. HC3Z-16450-GA Black, For SuperCab


Fits Model Years 2017-2020

- S. BC3Z-16450-CB Black, For SuperCab
- T. BC3Z-16450-DA Chromed, For SuperCab
- U. BC3Z-16450-DB Black, For Crew Cab
- V. BC3Z-16450-EA Chromed, For Crew Cab



Fits Model Years 2006-2016

- T. 4C3Z-16450-DAA Chromed, For Regular Cab
- U. 4C3Z-16450-GAA Black, For Regular Cab

Fits Model Years 2004-2016



† New content added to this issue. | ¹Ford Licensed Accessory. | ²Vehicle application and restrictions apply. Additional components are required. See dealer for details. | ³Consult your Owner's Manual for specific weight ratings. | ⁴PEPS (Passive Entry/Passive Start) is the Push-Button Start System. | ⁵Distance may vary depending on vehicle location and environment. | ⁶Consult Owner's Manual for details on vehicle carrying capacities.



Step Bars, 6" Angular

Added appeal and assist: rugged corrosion-resistant aluminum bars with wide, slip-resistant, heavy-duty plastic step pads; bright finish, and no-drill installation.

- A. CC3Z-16450-AB Chromed, For SuperCab
- A. CC3Z-16450-BB Chromed, For Crew Cab

Fits Model Years 2009-2016

Step Bars, 6" Angular, Extended Length

Added appeal and assist: rugged corrosion-resistant aluminum bars with wide, slip-resistant, heavy-duty plastic step pads; bright finish, and no-drill installation.

- B. HC3Z-16450-AB Chromed, For SuperCab
- C. HC3Z-16450-BB Chromed, For Crew Cab

Fits Model Years 2017-2020

Tailgate Spoiler

by Air Design®1

Top off the tailgate with a special aero-designed effect that'll get a lot of double takes – looks doubly great with tailgate trim (sold separately); no painting or drilling required.

- + D. VHC3Z-9944210-A Satin Black

Fits Model Years 2017-2020

Wheel-Well Liners

Covering up and shielding body-colored parts – and underpinnings – these custom-molded liners are the only ones up to Ford specs; made of the same stuff used for hard bedliners.

- E. HC3Z-16F099-A Black, One Pair, For Front Wheel Wells
- F. HC3Z-9927886-B Black, One Pair, For Rear Wheel Wells

Fits Model Years 2017-2020

- G. BC3Z-9927886-A Black, One Pair, For Rear Wheel Wells

Fits Model Years 2011-2016

RACKS AND CARRIERS

RACKS

by Yakima®1

Bed Rack, Adjustable-Height

by Yakima®1,6

Adjusts from 19"-30" to create custom setups for maximum utility and versatility, plus QuickChange™ attachment ensures easy on-off placement; lockable, with 2 heavy-duty T-slot crossbars.

- + H. VKB3Z-9955100-A Includes: Adapter Kit, For Use With Embark LS Tonneau/Bed Cover

- + H. VKB3Z-9955100-B

Fits Model Years 2019-2020

Bed Rack, Low-Profile

by Yakima®1,6

Rack out with an easy-to-reach height and tool-free attachment; 4 lockable towers seamlessly hold 2 heavy-duty aluminum T-slot crossbars with integrated tie-down points on the endcaps.

- + I. VKB3Z-7855100-G

Fits Model Years 2019-2020

Bed Rack, Medium-Profile

by Yakima®1,6

Fixed 13" rise provides ready access and a low center of gravity, plus QuickChange™ attachment ensures easy on-off placement; lockable, with tie-down points and 2 heavy-duty T-slot crossbars.

- + J. VKB3Z-9955100-C Includes: Adapter Kit, For Use With Embark LS Tonneau/Bed Cover

- + J. VKB3Z-9955100-D

Fits Model Years 2019-2020

Rack/Bed Extension, Hitch-Mounted

by Yakima®1

Expand carrying capabilities, going roof level or beyond the bed with this strong aluminum addition that's height- and tilt-adjustable; movable ballistic nylon soft pad, plus anchor straps. For 2" receiver.

- + K. VKB3Z-99286A40-A

Fits Model Years 2019-2020

Removable Roof Rack and Crossbar System

by Yakima®1

Advanced adjust-ability helps optimize the load-it-up fit of the 4 lockable towers; 2 extruded-aluminum JetStream™ T-slot crossbars feature a wind-tunnel-tested JetFlow™ teardrop shape.

- + L. VLC3Z-7855100-A For Use On SuperCab and Crew Cab

Fits Model Years 2019-2020

Ski/Snowboard Rack, Hitch-Mounted

by Yakima®1,6

When it's time to hit the slopes, simply transform a hitch-mounted bike rack into a 6-ski or 4-snowboard rack; adjustable upper and lower arms, plus SKS (Same Key System) locking. Requires 2- or 4-Bike Hitch-Mounted Rack by Yakima®

- + M. VKB3Z-7855100-R

Fits Model Years 2019-2020

CARRIERS

by Yakima®1

Bike Carrier, Upright

by Yakima®1,6

Ensures zero contact with the bike frame, accommodating wheels from 20"-29" and tires up to 3" wide; tool-free installation, plus SKS (Same Key System) locking.

Requires Roof Rack or Bed Rack by Yakima®

- + N. VKB3Z-7855100-V With Locks

Fits Model Years 2019-2020

Bike Holder, Tailgate

by Yakima®1

Transport up to 5 bikes securely in the bed on integrated SitTight™ cradles; pad's nylon exterior resists abrasion and the elements, while an extra-soft felt backing helps protect the truck's paint.

- + O. VKB3Z-9955100-E

Fits Model Years 2019-2020



WHEN YOU'RE READY
TO PERSONALIZE:

Visit accessories.ford.com

—or—

See your Ford Dealer

+ New content added to this issue. | 1Ford Licensed Accessory. | 2Vehicle application and restrictions apply. Additional components are required. See dealer for details. | 3Consult your Owner's Manual for specific weight ratings. | 4PEPS (Passive Entry/Passive Start) is the Push-Button Start System. | 5Distance may vary depending on vehicle location and environment. | 6Consult Owner's Manual for details on vehicle carrying capacities.



Canoe Carrier by Yakima®1,6
Equipped with over-molded rubber pads, securing straps and bow/stern tie-downs, here's how a canoe gets to water in sound style; tool-free installation.
Requires Roof Rack or Bed Rack by Yakima®
+ A. VKB3Z-7855100-D
Fits Model Years 2019-2020



Cargo Basket by Yakima®1,6
Haul gear on high with any of these weather-resistant, heavy-duty steel baskets that come equipped with a custom wind fairing to help reduce drag and noise; tool-free installation.
Requires Roof Rack or Bed Rack by Yakima®
+ B. VKB3Z-7855100-U Small, 58" x 23" x 6.5"
+ C. VKB3Z-7855100-T Medium With 2 Adjustable Accessory Bars, 44" x 40" x 7"
+ D. VKB3Z-7855100-S Extra-Large With Stretch Net, 52" x 48" x 6.5"
Fits Model Years 2019-2020



Cargo Basket Light Brackets by Yakima®1
Capable of carrying off-road lights of virtually any size and shape, these heavy-duty powdered-steel brackets can be mounted to the front or rear of the medium and extra-large baskets.
Requires Cargo Basket by Yakima® Off-road lights not included.
+ E. VKB3Z-15266-A 2-Piece Set
Fits Model Years 2019-2020



Cargo Box by Yakima®1,6
Sleek, aerodynamic design features dual-sided opening, a carbonite-textured lid with stiffeners, and SuperLatch™ security; tool-free installation, plus SKS (Same Key System) locking.
Requires Roof Rack or Bed Rack by Yakima®
+ F. VKB3Z-7855100-K 16 cu. ft. Capacity, 81" x 36" x 15"
Fits Model Years 2019-2020



Kayak Carrier by Yakima®1,6
Featuring a handy cam lever and multiple settings, carry 1 kayak in J-cradle position or 2 kayaks in vertical, stacker position; tool-free installation, plus SKS (Same Key System) locking.
Requires Roof Rack or Bed Rack by Yakima®
+ G. VKB3Z-7855100-C With Locks
Fits Model Years 2019-2020



Kayak/Paddleboard Carrier, Load-Assist by Yakima®1,6
Load/unload 1 kayak or 2 boards in a breeze: Slide-and-tilt mount operates at waist level, lowering over 2' and providing 30%-45% weight assistance; SKS (Same Key System) locking.
Requires Roof Rack or Bed Rack by Yakima®
+ H. VKB3Z-7855100-B With Locks
Fits Model Years 2019-2020



Paddleboard Carrier by Yakima®1,6
Soft-padded mount holds 2 boards – up to 36" wide – easily loaded via built-in rollers; integrated strap stowage, tool-free installation, plus SKS (Same Key System) locking.
Requires Roof Rack or Bed Rack by Yakima®
+ I. VKB3Z-7855100-H With Locks
Fits Model Years 2019-2020

Ski/Snowboard Carrier by Yakima®1,6
Holds up to 6 pairs of skis or 4 snowboards with the added benefit of a large button for easy opening with gloves on; tool-free installation, plus SKS (Same Key System) locking.
Requires Roof Rack or Bed Rack by Yakima®
+ J. VKB3Z-7855100-E With Locks
Fits Model Years 2019-2020

ADDITIONS by Yakima®1
Awning by Yakima®1
Window shade-style covering offers 42 sq. ft. of protection against sun and rain, and carry case uses only 6" of rack space; tool-free installation, plus SKS (Same Key System) locking.
Requires Roof Rack or Bed Rack by Yakima®
+ K. VKB3Z-99000C38-E With Locks
Fits Model Years 2019-2020



Eye Bolts by Yakima®1
Create instant tie-down points for securing gear: Drop these rugged steel bolts – with a durable corrosion-resistant finish – into the slot and twist into place; attach to most T-slot crossbars.
+ L. VKB3Z-99000A64-A 2-Piece Set
Fits Model Years 2019-2020

Hook Straps by Yakima®1
Handling a wide range of gear and supplies, these 10' heavy-duty straps are equipped with durable vinyl-coated hooks; for eye bolts, integrated attachment points and other tie-down points.
+ M. VKB3Z-99550B25-A 2-Piece Set
Fits Model Years 2019-2020



⁺ New content added to this issue. | ¹Ford Licensed Accessory. | ²Vehicle application and restrictions apply. Additional components are required. See dealer for details. | ³Consult your Owner's Manual for specific weight ratings. | ⁴PEPS (Passive Entry/Passive Start) is the Push-Button Start System. | ⁶Distance may vary depending on vehicle location and environment. | ⁶Consult Owner's Manual for details on vehicle carrying capacities.



Load Stop by Yakima®¹

Made with solid-steel strength – and integrated tie-down points – to help keep heavy loads in place; attach to most T-slot crossbars.

+ A. VKB3Z-99000A25-A 4-Piece Set

Fits Model Years 2019-2020

Lock Kit, SKS (Same Key System) by Yakima®¹

These 4 cores enable locking of products with just a single key; includes 2 matching keys, and 1 “uncut” control key used only for the installation and removal of an unlocked SKS core.

+ B. VKB3Z-7821984-A 4-Piece Set

Fits Model Years 2019-2020



Recovery Track Mount by Yakima®¹

Keep a set of recovery devices on hand for extra traction as needed; holds up to 4 MAXTRAX® MKII, TRED® 800, TRED® 1100 or TRED® Pro recovery boards on most T-slot bars.

Recovery tracks not included.

+ C. VKB3Z-99550B26-B

Fits Model Years 2019-2020



RotopaX™ Mounting Kit by Yakima®¹

Explore with peace of mind: Keep RotopaX fuel and water containers – with their innovative modular design that’s rotational molded – at the ready with this easy-to-install T-slot attachment. *RotopaX not included.*

+ D. VKB3Z-99550B27-A

Fits Model Years 2019-2020

Side Bars, Telescoping by Yakima®¹


Expand a rack’s gear-carrying capability with adjustable, heavy-duty bars constructed of engineered aluminum and equipped with full-length T-slots.

Requires Adjustable-Height Bed Rack or Medium-Profile Bed Rack by Yakima.®

+ E. VKB3Z-9955100-F 2-Piece Set, Telescopes 36"-64"

+ E. VKB3Z-9955100-G 2-Piece Set, Telescopes 60"-84"

Fits Model Years 2019-2020



Tool Holder by Yakima®¹

Perfectly fitting for a paddle, axe, shovel or other long item with a handle diameter of 1.18" to 1.96" and weighing up to 9 lbs.; attach to most racks, baskets and T-slot crossbars.

+ F. VKB3Z-99550B29-A 2-Piece Set

Fits Model Years 2019-2020



Tent, Rooftop, 2-Person by Yakima®¹,²

Rugged 210D-nylon tent with mesh-panel windows and skylights, 2.5" wall-to-wall foam mattress, and weather-shedding rainfly; tool-free installation, plus SKS (Same Key System) locking.

Requires Roof Rack or Bed Rack by Yakima.®

+ G. VKB3Z-99000C38-C Green, 48" x 42" x 16.5"

Fits Model Years 2019-2020

Tent, Rooftop, Heavy-Duty, 2-Person by Yakima®¹,³

All-season 600D-riptstop-polyester tent with 3000mm waterproof coating, mesh-panel windows and skylights, mattress and rainfly; tool-free installation, plus SKS (Same Key System) locking.

Requires Roof Rack or Bed Rack by Yakima.®

+ H. VKB3Z-99000C38-D 48" x 42" x 16.5"

Fits Model Years 2019-2020



RACKS by THULE®¹

Bike Rack, Hitch-Mounted by THULE®¹

Unique arc design for ease of use; with anti-sway cages, secure-cushioning Hold Fast Cradles™ and a HitchSwitch™ that folds arms and tilts the rack for tailgate access.

For 1¼" and 2" receivers.

I. VGT4Z-7855100-A Carries 2 Bikes

I. VGT4Z-7855100-B Carries 4 Bikes

Fits Model Years 2004-2020



Bike Rack, Hitch-Mounted, Classic by THULE®¹

Super-rugged platform rack with HitchSwitch™ tilting, frame-free clamping and side-to-side adjustment; fits bikes with wheels from 20"-29" and tires up to 5" wide (except 27.5" fat bike).

For 2" receiver.

+ J. VKB3Z-7855100-Y Carries 2 Bikes

Fits Model Years 2019-2020

Bike Frame Adapter by THULE®¹

Modifies women's, BMX and other non-standard bike frames for the hitch-mounted rack.

Requires 2- or 4-Bike Hitch-Mounted Rack by THULE.®

K. VDT4Z-7855100-E

Fits Model Years 2004-2020

Ski/Snowboard Adapter by THULE®¹

Readily transform your hitch-mounted bike rack when it's time to hit the slopes; with locks.

Requires 2- or 4-Bike Hitch-Mounted Rack by THULE.®

L. VDT4Z-7855100-F Carries 6 Pairs of Skis or 4 Snowboards on 2" Receiver;
Carries 4 Pairs of Skis or 2 Snowboards on 1¼" Receiver

Fits Model Years 2004-2020




Rack Extension, Hitch-Mounted by THULE®¹

Add this 58" steel load bar – with durable plastic coating, 2 straps and a telescoping mast – to the back of the truck to help create more secure and stable transport of long water-sport vessels.

For 2" receivers.

+ M. VKB3Z-9955100-AA

Fits Model Years 2004-2020



Removable Roof Rack and Crossbar System by THULE®¹,⁴

Versatile system helps transport cargo conveniently on top; with bars, feet, fit kit and locks.

N. VHL3Z-7855100-A For Use With SuperCab or Crew Cab

Fits Model Years 2017-2020

WHEN YOU'RE READY
TO PERSONALIZE:

Visit accessories.ford.com

—or—

See your Ford Dealer

⁺ New content added to this issue. | ¹Ford Licensed Accessory. | ²Vehicle application and restrictions apply. Additional components are required. See dealer for details. | ³Consult your Owner's Manual for specific weight ratings. | ⁴PEPS (Passive Entry/Passive Start) is the Push-Button Start System. | ⁵Distance may vary depending on vehicle location and environment. | ⁶Consult Owner's Manual for details on vehicle carrying capacities.



Sports/Ladder Rack by THULE®1,6
The complete bed system, with innovative Custom Adjust Bar Height, Integrated AirTrip bar aerodynamics and WindDiffuser™ technology; with tool-free load stops, plus SecureLock.

- A. VJL3Z-9955100-A Silver
- B. VJL3Z-9955100-B Black

Fits Model Years 2015-2020

CARRIERS by THULE®1

Bike Carrier, Upright by THULE®1,6
For loading and unloading, a convenient lever operates the self-adjusting clamps; lockable. *Requires Roof Rack or Sports/Ladder Rack by THULE®*

- C. VAT4Z-7855100-K Carries 1 Bike

Fits Model Years 2017-2020

Bike Holder, Tailgate by THULE®1
Utilizing multi-position strap anchors, secure up to 7 bikes atop heavy-duty vinyl padding; large handle opening for rear-camera visibility, plus 2 inside-facing mesh pockets for gear storage.

- + D. VFL3Z-9955100-A

Fits Model Years 2017-2020

Canoe Carrier by THULE®1,6
Cushioned gunwale brackets with ramped sides for loading ease; load straps have buckle bumpers, and QuickDraw™ rope ratchets have carabiner hooks to secure bow and stern. *Requires Roof Rack or Sports/Ladder Rack by THULE®*

- + E. VKB3Z-7855100-W

Fits Model Years 2017-2020

Cargo Basket by THULE®1,6
Stylish aluminum design with 8 adjustable tie-down loops to help secure the load, plus a rubber-covered upper surface for long cargo; integrated T-tracks extend basket use. *Requires Roof Rack or Sports/Ladder Rack by THULE®*

- F. VJT4Z-7855100-C 50" x 41" x 6," With Net

Fits Model Years 2017-2020

Cargo Box by THULE®1,6
Heavy-duty design helps keep out the elements; lockable passenger-side opening is handy. *Requires Roof Rack or Sports/Ladder Rack by THULE®*

- G. VAT4Z-7855100-F 55" x 26" x 12"
- G. VET4Z-7855100-B 65" x 35" x 16"
- G. VJT4Z-7855100-B 74" x 36" x 16.5" For Use With SuperCab and Crew Cab
- G. VET4Z-7855100-A 84" x 35" x 17"

Fits Model Years 2017-2020



Kayak Carrier by THULE®1,6
Transport your kayak stably and securely, all with quick and easy loading and unloading. **Flat:** Flexible cushioned pads conform to hull; with center load straps and end tie-downs. **Folding:** Popular J-style steel cradles have adjustable padding; fold down when not in use. *Requires Roof Rack or Sports/Ladder Rack by THULE®*

- H. VAT4Z-7855100-G Flat
- I. VAT4Z-7855100-H Folding

Fits Model Years 2017-2020

Paddleboard Carrier by THULE®1,6
Telescoping design for a custom fit; locking cam and steel-reinforced webbing add security. *Requires Roof Rack or Sports/Ladder Rack by THULE®*

- J. VFT4Z-7855100-B Stand-up

Fits Model Years 2017-2020

Ski/Snowboard Carrier, Flat Top by THULE®1,6
Locking carrier slides to side of vehicle for easy access; with SpeedLink mounting hardware. *Requires Roof Rack or Sports/Ladder Rack by THULE®*

- K. VDT4Z-7855100-D Carries 6 Pairs of Skis or 4 Snowboards

Fits Model Years 2017-2020

TRAILER TOWING AND HITCHES

5th-Wheel Adapter Plate³
Convert your Ford 5th-Wheel Prep Package: This reconfiguration allows you to attach a 5th-wheel trailer hitch – with a maximum capacity of 20,000 lbs. – to standard above-bed rails. *For use with Ford Original Accessories 5th-Wheel Prep Package.*

- L. BC3Z-19H282-A 5th-Wheel Rail Mount Adapter Kit

Fits Model Years 2011-2020

5th-Wheel Hitch Kit³
Height-adjustable hitch includes a forged jaw, high-capacity head support, an extended-length handle, plus 10-degree front-to-back pivot and 4-degree side-to-side pivot for hookup ease.

- M. HC3Z-19D520-B 18,000 lbs. GTWR

Fits Model Years 2017-2019

- M. HC3Z-19D520-A 27,500 lbs. GTWR

Fits Model Years 2011-2019

5th-Wheel/Gooseneck Hitch Prep Package³
Necessary, fortifying hardware allows the installation of select 5th-wheel or gooseneck hitch kits; engineered to provide you with a flat cargo-box floor when either hitch kit isn't in use.

- N. HC3Z-5F057-B Under-Carriage, Crossmember Package. Includes 7-Pin Wiring Harness.


Fits Model Years 2017-2020

- N. BC3Z-5F057-A Under-Carriage, Crossmember Package. Does Not Include Wiring Harness.

Fits Model Years 2011-2016



+ New content added to this issue. | ¹Ford Licensed Accessory. | ²Vehicle application and restrictions apply. Additional components are required. See dealer for details. | ³Consult your Owner's Manual for specific weight ratings. | ⁴PEPS (Passive Entry/Passive Start) is the Push-Button Start System. | ⁶Distance may vary depending on vehicle location and environment. | ⁶Consult Owner's Manual for details on vehicle carrying capacities.



Gooseneck Hitch Kit³

Set to connect: features a 2⁵/₁₆" hitch ball, 2 cast-steel safety chain tie-down hooks and storage bag.

- + **A.** LC3Z-19F503-A 27,500 lbs. GTWR
- + **A.** LC3Z-19F503-B 37,000 lbs. GTWR

Fits Model Year 2020

- A.** BC3Z-19F503-A 27,500 lbs. GTWR

Fits Model Years 2011-2019

Gooseneck Hitch Kit³

Set to connect: features 2⁵/₁₆" and 3" hitch balls, 2 safety chain tie-down bars and storage bag. Available for F-450 dual rear wheel applications.

- A.** HC3Z-19F503-A 33,000 lbs. GTWR

Fits Model Years 2011-2019

Gooseneck Hitch Storage Box

Use this premium, protective blow-molded hard case in place of the soft-sided storage bag to hold the contents of the gooseneck hitch kit – 2⁵/₁₆" hitch ball and 2 tie-down hooks. Not for use with 33,000 lbs. GTWR gooseneck hitch kit.

- + **B.** LC3Z-17N004-A For 27,500 lbs. GTWR Gooseneck Hitch Kit
- + **B.** LC3Z-17N004-B For 37,000 lbs. GTWR Gooseneck Hitch Kit

Fits Model Year 2020

Hitch Adapter/Reducer

Durable steel sleeve – that’s been E-coated and then covered with a powder-coat – fits into the existing hitch-receiver opening to accommodate a different size; hitch pin available separately.

- + HC3Z-19H282-A Reduces From 2½" to 2"
- + HC3Z-19H282-C Reduces From 3" to 2½"

Fits Model Years 2019-2020

Hitch Pin

Made to take it, this steel pin and steel spring clip are finished with zinc to help resist corrosion.

- + **C.** HC3Z-19A326-A

Fits Model Years 2019-2020

Pintle Mount³

Heavy-duty, rust-resistant mount has 4-position height adjustment for appropriate trailer leveling.

- BC3Z-19A282-B For 2½" Hitch Receiver

Fits Model Years 2011-2020

Tow Hooks, Front

Be ready for anything with easy-access, high-strength steel hooks that bolt to the frame.

- D.** HC3Z-17N808-A Chrome, Set of 2

Fits Model Years 2017-2020



Trailer Brake Control

While towing, here’s help for smooth slowing: Manually adjust power going to the trailer’s brakes.

- E.** HC3Z-19H332-AA For Gas or Diesel Engines

Fits Model Years 2011-2020

- E.** FC3Z-19H332-BA Kit Includes Coin Tray

Fits Model Years 2015-2016

- F.** 5C3Z-19H332-BA For Diesel Engines

Fits Model Years 2005-2007

Trailer Hitch³

Bolt original-equipment hitch into existing holes; powertrain could limit towing capacity. For Chassis Cab.

- G.** BC3Z-19D520-B 2" Receiver

Fits Model Years 2011-2016

Trailer Hitch Ball Mount³

Heavy-duty ball mount inserts right into the trailer hitch; hitch pin and clip holds it in place. For use with Trailer Hitch Ball BC3Z-19F503-B.

- H.** BC3Z-19A282-A 3" Drop / 1¼" Rise, For 2½" Hitch Receiver

Fits Model Years 2011-2020

Trailer Hitch Ball Mounts³

Heavy-duty ball mount inserts right into the trailer hitch; hitch pin and clip holds it in place.

- I.** HC3Z-19A282-A 4" Drop, For 2" Hitch Receiver, Titan Mount (12,000 lbs. GTWR)

Fits Model Years 2017-2020

- J.** BL3Z-19A282-A 4" Drop / 2¼" Rise, For 2" Hitch Receiver

- J.** BL3Z-19A282-B 2" Drop / ¾" Rise, For 2" Hitch Receiver

Fits Model Years 2009-2020

Trailer Hitch Ball³

Forged, stainless steel one-piece construction provides maximum strength; corrosion-resistant. Requires Trailer Hitch Ball Mount BC3Z-19A282-A.

- K.** BC3Z-19F503-B Stainless Steel, 2⁵/₁₆" Ball, 1¼" Shank

Fits Model Years 2011-2020

Trailer Hitch Balls³

Forged, stainless steel one-piece construction provides maximum strength; corrosion-resistant.

- L.** BL3Z-19F503-A Stainless Steel, 2⁵/₁₆" Ball, 1" Shank

- L.** BL3Z-19F503-B Stainless Steel, 2" Ball, 1" Shank

- L.** BL3Z-19F503-C Stainless Steel, 1⁷/₈" Ball, 1" Shank

Fits Model Years 2005-2020

Trailer In-Bed Wiring Harness



For in-bed coupling of the trailer lights; assembly neatly tucks away in left-side wall of bed. For 5th-Wheel or Goosneck Hitch Kits. For 5th-Wheel or Goosneck Hitch Trailers.

- + **M.** LC3Z-15A416-A 7-Pin Wiring Harness

Fits Model Year 2020

- M.** HC3Z-15A416-A In-Bed, 7-Pin Wiring Harness

Fits Model Years 2017-2020




WHEN YOU'RE READY
TO PERSONALIZE:

Visit accessories.ford.com

—or—

See your Ford Dealer

+ New content added to this issue. | ¹Ford Licensed Accessory. | ²Vehicle application and restrictions apply. Additional components are required. See dealer for details. | ³Consult your Owner's Manual for specific weight ratings. | ⁴PEPS (Passive Entry/Passive Start) is the Push-Button Start System. | ⁵Distance may vary depending on vehicle location and environment. | ⁶Consult Owner's Manual for details on vehicle carrying capacities.



A



B



C



D



E



F



G



H



I

Trailer-Mounted Camera

Attach this helpful weatherproof camera to the rear of the trailer to show you what's behind when in reverse gear; image can be accessed on the 8" color LCD screen in the center stack.

- A.** HC3Z-19G490-J Customer-Placed Camera With Trailer Tire Pressure Monitoring System (TPMS)
- A.** HC3Z-19G490-K Camera Only

Fits Model Years 2017-2020

Trailer Tire Pressure Monitoring System (TPMS)

Displays the air pressure of a connected trailer's tires individually; alerts you if any tire is low or losing pressure – a numerical value will even tell you how low.

- A.** HC3Z-1A189-C Tire Pressure Monitoring System (TPMS) Only

Fits Model Years 2017-2020

Trailer Tow Mirrors

Generously sized sideview mirrors extend to help you see the trailer in full, along with traffic.

- B.** 8C3Z-17682-AC Manual, Passenger Side
- B.** 8C3Z-17683-AC Manual, Driver Side

Fits Model Year 2010

- B.** 2C3Z-17696-AAA Manual Telescoping
- B.** 2C3Z-17696-BAA Power Telescoping

Fits Model Years 2002-2007

INTERIOR

Ash Cup/Coin Holder

Keep ashes or change tidily in place; sized just right to slot into a center-console cupholder.

- C.** 5L8Z-7804810-AAA Without Lighter Element
- D.** 5L8Z-7804810-BAA With Lighter Element

Fits Model Years 2007-2020

Cargo Organizer, Soft

These smart mix-and-match ways to contain groceries and personal belongings can minimize topples or preserve freshness; bag is collapsible, and both organizers store flat.

Cooler Bag: Insulated, lightweight carryall helps keep food and drink cool or warm; zippered. **Large Organizer:** 4 mildew-resistant compartments and hookable straps; just over 3' long. **Standard Organizer:** 3 mildew-resistant compartments and built-in handles; just over 2' long.

- E.** HE5Z-19H484-A Cooler Bag With Adjustable Carrying Strap
- F.** HE5Z-78115A00-A Large, Folding
- G.** HE5Z-78115A00-C Standard, Folding

Fits Model Years 2007-2020

Door Sill Plates by Putco®

Customize with 304 stainless steel etched with vehicle logo (front only) and finely polished in brilliant chrome or shaded alluringly in black; precision-fit, peel-and-stick install.

- H.** VHC3Z-99132A08-A Polished Stainless Steel, 2-Piece Set, For Regular Cab and SuperCab
- H.** VHC3Z-99132A08-B Polished Stainless Steel, 4-Piece Set, For Crew Cab
- I.** VHC3Z-99132A08-C Black Platinum Stainless Steel, 2-Piece Set, For Regular Cab and SuperCab
- I.** VHC3Z-99132A08-D Black Platinum Stainless Steel, 4-Piece Set, For Crew Cab

Fits Model Years 2017-2020

Battery Jump Starter by NOCO®¹

Compact unit – with spark-proof connections and reverse-polarity protection – works in seconds, allows up to 40 starts on 1 charge (rated 1,000 charge cycles), and can hold power for a year; also has 12V and USB ports, and a 7-mode, 8X-LED flashlight. Protective case sold separately.

- + J.** VJL3Z-10A765-B GB-70, 2,000-Amp (15,700-Joule) Lithium Jump Starter
- + K.** VJL3Z-10C744-B Case for GB-70

Fits Model Years 2019-2020

First Aid Kit by DC Safety™¹

Compact case houses emergency essentials – from bandages to sponges – for care on-the-go.

- L.** VFL3Z-19F515-C

Fits Model Years 2010-2020

Roadside Assistance Kit by DC Safety™¹

From the reflective vest and bungee tie-down, to jumper cables and a multi-tool, be prepared.

- M.** VFL3Z-19F515-A

Fits Model Years 2010-2020

Roadside Assistance Kit by DC Safety™¹ Commercial

Equips you with a fire extinguisher, FMVSS high-visibility warning triangles, flags, fuses and more.

- N.** VJL3Z-19F515-B

Fits Model Years 2010-2020

Floor Liners

High-and-wide protection made to original Ford specs: Extra-tall walls and deep-set grooves contain what's tracked in or spilled within; firm-yet-flexible construction with nibbed backing. *Dual retention on driver-side liner.*

- O.** HC3Z-2513086-BA Black, 2-Piece Set, Front Only, For Regular Cab
- O.** HC3Z-2613300-BA Black, 3-Piece Set, For Crew Cab and SuperCab

Fits Model Years 2017-2020

Floor Mats, All-Weather

Deep grooves and a raised-surround edge help keep mud and slush contained; spray clean. *Dual retention on driver-side mat.*

- P.** HC3Z-2513086-CB Black, 2-Piece Set, Flat, For Vinyl Flooring, For Regular Cab
- Q.** HC3Z-2613300-KA Black, 3-Piece Set, Flat, For Vinyl Flooring, For Crew Cab and SuperCab

Fits Model Years 2017-2020

Floor Mats, All-Weather

Deep grooves and a raised-surround edge help keep mud and slush contained; spray clean. *Dual retention on driver-side mat (for vehicles built after 1/10/12).*

- R.** DC3Z-2513086-A Black, 2-Piece Set, Front Only, With SUPER DUTY Logo, For Regular Cab
- R.** DC3Z-2613300-A Black, 3-Piece Set, Front Only, With SUPER DUTY Logo, For Crew Cab
- R.** DC3Z-2813300-A Black, 3-Piece Set, Front Only, With SUPER DUTY Logo, For SuperCab

Fits Model Years 2012-2016



J



K



L



M



N



O



P




Q



R

⁺ New content added to this issue. | ¹Ford Licensed Accessory. | ²Vehicle application and restrictions apply. Additional components are required. See dealer for details. | ³Consult your Owner's Manual for specific weight ratings. | ⁴PEPS (Passive Entry/Passive Start) is the Push-Button Start System. | ⁵Distance may vary depending on vehicle location and environment. | ⁶Consult Owner's Manual for details on vehicle carrying capacities.



Floor Mats, All-Weather

Deep grooves and a raised-surround edge help keep mud and slush contained; spray clean. *Single retention on driver-side mat.*

- A. 6C3Z-2513086-C Black, 2-Piece Set, Front Only, With Ford Oval Logo, For Regular Cab
- A. 8C3Z-2613300-A Black, 3-Piece Set, With Ford Oval Logo, For Crew Cab
- A. 8C3Z-2613300-B Black, 3-Piece Set, With Ford Oval Logo, For SuperCab

Fits Model Years 2004-2010

Floor Mats, Carpeted

Premium-grade carpeting complements the interior and protects flooring from wear and tear. *Dual retention on driver-side mat (for vehicles built after 1/10/12).*

- B. CC3Z-2513086-AA Ebony, 2-Piece Set, Front Only, With SUPER DUTY Logo, For Regular Cab
- CC3Z-2513086-AB Espresso, 2-Piece Set, Front Only, With SUPER DUTY Logo, For Regular Cab
- B. CC3Z-2813300-AA Ebony, 4-Piece Set, With SUPER DUTY Logo, For Crew Cab and SuperCab, With Subwoofer
- CC3Z-2813300-AB Espresso, 4-Piece Set, With SUPER DUTY Logo, For Crew Cab and SuperCab, With Subwoofer
- B. CC3Z-2813300-BA Ebony, 4-Piece Set, With SUPER DUTY Logo, For Crew Cab and SuperCab, Without Subwoofer
- CC3Z-2813300-BB Espresso, 4-Piece Set, With SUPER DUTY Logo, For Crew Cab and SuperCab, Without Subwoofer

Fits Model Years 2012-2016

Interior Light Kit

Change up your LED coloration for the center cupholder and front footwells; mix of 7 hues.

- C. CL8Z-13E700-AA

Fits Model Years 2017-2019

In-Vehicle Safe by Console Vault®¹

Meeting high security needs, it's constructed from 12-gauge, cold-rolled plate steel, with a welded tab and notch seams; pry-resistant locking system with 4-digit combination lock.

- D. VFL3Z-2806202-A For Vehicles With Captain's Chairs
- D. VFL3Z-2806202-B For Vehicles With 40/20/40 Seating, Armrest Mounted
- D. VFL3Z-2806202-C For Vehicles With 40/20/40 Seating, Seat Cushion Mounted

Fits Model Years 2017-2020

- D. VDC3Z-9906202-A For Vehicles With Captain's Chairs
- D. VFC3Z-2806202-A For Vehicles With Fold Down Armrest

Fits Model Years 2011-2016

WHEN YOU'RE READY
TO PERSONALIZE:

Visit accessories.ford.com

—or—

See your Ford Dealer

Mini-Fridge, Portable by Indel B®¹

Cool travel companion: Use the 19-quart, LED-illuminated compartment as a fridge or freezer; with electronic thermostat, energy-smart compressor and low-voltage cutout, plus carrying strap.

- + E. VLL3Z-19J316-A 12V Refrigerator, 22" x 9.25" x 16.5," 18.5 lbs.

Fits Model Year 2020

Seat Covers, Carhartt® Protective by Covercraft®¹

Signature Carhartt canvas duck is a rugged blend of long-lasting toughness and all-day comfort: Breathable, heavy-gauge protection is water-repellent and UV-resistant; slip on.

- F. VFL3Z-15600D20-C Brown, Front Row, Captain's Chair
- VFL3Z-15600D20-D Gravel, Front Row, Captain's Chair
- VHC3Z-1863812-C Brown, Rear Row, 60/40, For SuperCab
- VHC3Z-1863812-D Gravel, Rear Row, 60/40, For SuperCab
- VHC3Z-2663812-E Brown, Rear Row, 60/40, Without Armrest, For Crew Cab
- VHC3Z-2663812-F Gravel, Rear Row, 60/40, Without Armrest, For Crew Cab
- VHC3Z-2663812-H Brown, Rear Row, 60/40, With Armrest, For Crew Cab
- VHC3Z-2663812-J Gravel, Rear Row, 60/40, With Armrest, For Crew Cab
- VHC3Z-25600D20-C Brown, Front Row, 40/20/40
- G. VHC3Z-25600D20-D Gravel, Front Row, 40/20/40

Fits Model Years 2017-2020

- VBC3Z-25600D20-A Brown, Front Row, 40/20/40
- VBC3Z-26600D20-A Brown, Front Row, Captain's Chair
- VBC3Z-2663812-A Brown, Rear Row, 60/40, With Armrest, For Crew Cab
- VBC3Z-2663812-C Brown, Rear Row, 60/40, Without Armrest, For Crew Cab
- VBC3Z-2863812-A Brown, Rear Row, 60/40, For SuperCab
- VCC3Z-25600D20-A Gravel, Front Row, 40/20/40
- VCC3Z-26600D20-C Gravel, Front Row, Captain's Chair
- VCC3Z-2663812-A Gravel, Rear Row, 60/40, With Armrest, For Crew Cab
- VCC3Z-2663812-B Gravel, Rear Row, 60/40, Without Armrest, For Crew Cab
- VCC3Z-2863812-A Gravel, Rear Row, 60/40, For SuperCab

Fits Model Years 2011-2016

Seat Covers, Carhartt® Realtree Xtra®

Camo Protective by Covercraft®¹

Signature Carhartt canvas duck is a rugged blend of long-lasting toughness and all-day comfort: Breathable, heavy-gauge protection is water-repellent and UV-resistant; slip on.

- H. VGL3Z-15600D20-B Realtree Xtra® Camo, Front Row, Captain's Chairs
- VHC3Z-1863812-B Realtree Xtra® Camo, Rear Row, 60/40 Without Armrest, For SuperCab
- VHC3Z-25600D20-B Realtree Xtra® Camo, Front Row, 40/20/40
- VHC3Z-2663812-B Realtree Xtra® Camo, Rear Row, 60/40 Without Armrest, For Crew Cab
- VHC3Z-2663812-D Realtree Xtra® Camo, Rear Row, 60/40 With Armrest, For Crew Cab

Fits Model Years 2017-2020

- VGC3Z-25600D20-A Realtree Xtra® Camo, Front Row, 40/20/40
- VGC3Z-26600D20-A Realtree Xtra® Camo, Front Captain's Chairs
- VGC3Z-2663812-A Realtree Xtra® Camo, Rear Row, 60/40 With Armrest
- VGC3Z-2663812-C Realtree Xtra® Camo, Rear Row, 60/40 Without Armrest, For Crew Cab
- VGC3Z-2863812-A Realtree Xtra® Camo, Rear Row, 60/40 Without Armrest, For SuperCab

Fits Model Years 2011-2016



+ New content added to this issue. | ¹Ford Licensed Accessory. | ²Vehicle application and restrictions apply. Additional components are required. See dealer for details. | ³Consult your Owner's Manual for specific weight ratings. | ⁴PEPS (Passive Entry/Passive Start) is the Push-Button Start System. | ⁵Distance may vary depending on vehicle location and environment. | ⁶Consult Owner's Manual for details on vehicle carrying capacities.



Seat Covers, Carhartt® Realtree Xtra® Green Camo Protective by Covercraft®¹
Signature Carhartt canvas duck is a rugged blend of long-lasting toughness and all-day comfort: Breathable, heavy-gauge protection is water-repellent and UV-resistant; slip on.

- A.** VGL3Z-15600D20-A Realtree Xtra® Green Camo, Front Row, Captain's Chairs
- B.** VHC3Z-1863812-A Realtree Xtra® Green Camo, Rear Row, 60/40 Without Armrest, For SuperCab
- VHC3Z-25600D20-A Realtree Xtra® Green Camo, Front Row, 40/20/40
- VHC3Z-2663812-A Realtree Xtra® Green Camo, Rear Row, 60/40 Without Armrest, For Crew Cab
- VHC3Z-2663812-C Realtree Xtra® Green Camo, Rear Row, 60/40 With Armrest, For Crew Cab

Fits Model Years 2017-2020

- VGC3Z-25600D20-B Realtree Xtra® Green Camo, Front Row, 40/20/40
- VGC3Z-26600D20-B Realtree Xtra® Green Camo, Front Row, Captain's Chairs
- VGC3Z-2663812-B Realtree Xtra® Green Camo, Rear Row, 60/40 With Armrest
- VGC3Z-2663812-D Realtree Xtra® Green Camo, Rear Row, 60/40 Without Armrest, For Crew Cab
- VGC3Z-2863812-B Realtree Xtra® Green Camo, Rear Row, 60/40 Without Armrest, For SuperCab

Fits Model Years 2011-2016

Seat Covers, Protective by Covercraft®¹
Block everyday abuse from dirt, pets, kids and the sun: Heavy-duty, water-repellent, breathable polycotton has overlapped seams and is machine washable; slip on.

- C.** VFL3Z-15600D20-A Taupe, Front Row, Captain's Chairs
- D.** VFL3Z-15600D20-B Charcoal, Front Row, Captain's Chairs
- VHC3Z-1863812-E Charcoal, Rear Row, 60/40 Without Armrest, For SuperCab
- VHC3Z-1863812-F Taupe, Rear Row, 60/40 Without Armrest, For SuperCab
- VHC3Z-25600D20-E Taupe, Front Row, 40/20/40
- VHC3Z-25600D20-F Charcoal, Front Row, 40/20/40
- VHC3Z-2663812-G Charcoal, Rear Row, 60/40 Without Armrest, For Crew Cab
- E.** VHC3Z-2663812-K Taupe, Rear Row, 60/40 Without Armrest, For Crew Cab
- VHC3Z-2663812-L Charcoal, Rear Row, 60/40 With Armrest, For Crew Cab
- VHC3Z-2663812-M Taupe, Rear Row, 60/40 With Armrest, For Crew Cab

Fits Model Years 2017-2020

- VAC3Z-15600D20-A Taupe, Front Row, Captain's Chairs
- VAC3Z-15600D20-B Charcoal, Front Row, Captain's Chairs
- VAC3Z-25600D20-A Taupe, Front Row, 40/20/40
- VAC3Z-25600D20-B Charcoal, Front Row, 40/20/40
- VAC3Z-2663812-A Taupe, Rear Row, 60/40 With Armrest
- VAC3Z-2663812-B Charcoal, Rear Row, 60/40 With Armrest
- VAC3Z-2663812-C Taupe, Rear Row, 60/40 Without Armrest, For Crew Cab
- VAC3Z-2663812-D Charcoal, Rear Row, 60/40 Without Armrest, For Crew Cab
- VAC3Z-2863812-A Taupe, Rear Row, 60/40 Without Armrest, For SuperCab
- VAC3Z-2863812-B Charcoal, Rear Row, 60/40 Without Armrest, For SuperCab

Fits Model Years 2011-2016

WHEN YOU'RE READY
TO PERSONALIZE:

Visit accessories.ford.com

—or—

See your Ford Dealer



Seating, Leather-Trimmed by Katzkin®¹
A tailor-made, custom-fit interior will make every commute something special. For 1st-, 2nd- and 3rd-row seating where applicable. See dealer for additional details.

- ROW- Available in Standard or Tuscany Materials/Colors

Fits Model Years 2007-2016

Sunscreen, UVS100® Custom by Covercraft®¹

To help deflect damaging, heat-building UV rays, this sure-fit, accordion-fold screen has a reflective silver outer surface triple laminated over an insulating foam-core center; felt inner side.

- F.** VJC3Z-78519A02-A With Logo and Storage Bag

Fits Model Years 2017-2020

WHEELS

Stainless Steel Wheel Covers by Phoenix®¹

Go from mundane to modish; easy, secure installation – no need to remove lugs; add AirMax inflators to the dual rear wheels for conversion without whole-rim-replacement.

Includes: AirMax Inflation Kit.

- G.** VAC3Z-1130-B Dual, 19.5" x 6," 10-Lug

Fits Model Years 2006-2020

- H.** VAC3Z-1130-A Dual, 17" x 6," 8-Lug

Fits Model Years 2005-2020

Wheel Lock Kit

Help prevent wheel/tire theft; 1 locking lug nut replaces 1 original lug nut on each wheel.

Includes: 4 locking lugs and 1 key.

- I.** HC3Z-1A043-A Chrome-Plated For Exposed Lugs
- J.** HC3Z-1A043-B Zinc-Plated For Hidden Lugs

Fits Model Years 2017-2020

- J.** 3C3Z-1A043-AA Zinc-Plated For Hidden Lugs

Fits Model Years 2003-2016



G



H



I



J

WHEN YOU'RE READY
TO PERSONALIZE:

Visit accessories.ford.com

—or—

See your Ford Dealer

† New content added to this issue. | ¹Ford Licensed Accessory. | ²Vehicle application and restrictions apply. Additional components are required. See dealer for details. | ³Consult your Owner's Manual for specific weight ratings. | ⁴PEPS (Passive Entry/Passive Start) is the Push-Button Start System. | ⁵Distance may vary depending on vehicle location and environment. | ⁶Consult Owner's Manual for details on vehicle carrying capacities.

BOOST

SUPER DUTY® CAPACITY

REESE®

Ford | FORD ACCESSORIES

FORD TRUCKS
E-SERIES



A HITCH PREP KIT SUPPORTS

Up to 32,500 lb Maximum Heavy-Duty Towing Capacity^{1,2} for Ford Super Duty Trucks

- HIGH-STRENGTH STEEL BOLT-IN CROSSMEMBER adds strength while fitting perfectly under the box
- SUPERIOR DESIGN engineered specifically for Ford Super Duty Trucks

¹ Do not exceed your vehicle's maximum trailer tow capacity.
² Consult your Owner's Manual for specific weight ratings.

Ford Original Accessories are warranted for whichever provides you the greatest benefit: 24 months/unlimited mileage, or the remainder of your Bumper-to-Bumper 3-year/36,000-mile New Vehicle Limited Warranty. See your Ford Dealer for warranty details.



+
FEATURES

Gooseneck Hitch Kit

- Drop-in 2-5/16-in gooseneck hitch ball kit has capacity up to 27.5K. Ball and safety chain hooks stow away in a plastic hard case when not in use.
- Drop-in 3-in gooseneck hitch ball kit has capacity up to 32,500 lb. Drop-in 2-5/16-in and 3-in gooseneck hitch balls have capacity up to 32,500 lb. Balls and safety chain hooks stow away in a plastic hard case when not in use.



+
FEATURES

Fifth Wheel

- Two available options: 19K and 31K capacity
- Strong, forged jaw holds up over time
- 4-way pivot delivers a smoother ride


CONNECTING GENERATIONS SINCE 1952

REESE simplifies traveling with your trailer with complete towing solutions that work together for comfortable, worry-free towing.

©2019 Horizon Global 02/19 MNG1616

2014 E-150 Cargo Van in Oxford White.

Personalized with hood deflector, side window deflectors, keyless entry keypad, running boards, flat splash guards, Bi-Directional Remote Start System and Ford Perimeter Plus Vehicle Security System.



ELECTRONICS

Backup Alarm by ECCO^{®1}
Self-adjusting, external-alert system measures ambient noise for suitable warning volume.
A. VAC3Z-14N137-A
Fits Model Years 2006-2018

Bumper-Mounted Warning Sensors by Rosen^{®1}
In Reverse, this system scans up to 7' behind your vehicle to help alert you to objects. (Driver-assist features are supplemental and do not replace the driver's attention, judgment, and need to control the vehicle.)
Requires installation Tool Kit VAS4Z-15A866-C.
B. VAS4Z-15A866-B Reverse Sensor
Fits Model Years 2006-2014

HitchScan™ Rear Park Assist Sensor and Hitch Step by Rosen^{®1}
System activates whenever you shift into Reverse, providing an audible alert and visual indication when it detects an object within the scanning area behind you; with support step. (Driver-assist features are supplemental and do not replace the driver's attention, judgment, and need to control the vehicle.)
Fits 1¼" and 2" hitch receivers.
C. VAG1Z-15K859-A Reverse Sensor
Fits Model Years 2005-2014

Keyless Entry Keypad
Programmable, backlit keypad unlocks or locks your vehicle; no wiring or drilling necessary.
D. ES7Z-14A626-A
Fits Model Years 2005-2018

Remote Start System
Warm or cool your vehicle interior from afar at the push of a button; range up to 1,000'.⁵
Series 100: Vehicle parking lights turn on to indicate engine is running.
Series 200: Vehicle parking lights turn on to indicate engine is running; also has Ford Perimeter Plus security, car find, panic, and 2 owner-programmable buttons on fob.
Bi-Directional: No need to see vehicle – fob flashes/beeps when engine starts; with car find.
E. 7L5Z-19G364-AA Series 100, One-Button. Require PATS Interface Kit 8L3Z-19G365-BA.
F. 7L3Z-19G364-AA Series 200 With Remote Keyless Entry and Vehicle Security. Require PATS Interface Kit 8L3Z-19G365-BA.
G. 9L5Z-19G364-A Bi-Directional. Require PATS Interface Kit 8L3Z-19G365-BA.
Fits Model Years 2007-2018

Vehicle Security System – Ford Perimeter Plus
Has components not available from the factory – if glass or a body panel is impacted, 2-stage shock sensor interprets severity. Alarm also sounds if hood/doors forced open.
H. 7L3Z-19A361-AA For Vehicles Equipped With Factory Remote Keyless. Uses Factory Key Fob.

Fits Model Years 2007-2018

EXTERIOR

Deflector, Hood
Distinctive look redirects airstream to help carry bugs, stones and debris up and over the roof.
I. 8C2Z-16C900-A Smoke-Color
Fits Model Years 2008-2018

Deflectors, Side Window
On the go or when parked, let fresh air in and keep rain out; also helps keep sun out of eyes.
J. VGC2Z-18246-A Smoke-Color, Front Only, 2-Piece Set
Fits Model Years 1992-2018


Running Boards
Rugged, corrosion-resistant steel construction with a ribbed covering for sure footing; no-drill installation, and driver's side board runs shorter because entry/exit is only through front door.
K. 2C2Z-16450-AAA Black
Fits Model Years 2001-2018

Splash Guards, Flat
The classic way to minimize road spray, helping to protect your paintwork from chips.
L. FL3Z-16A550-C Black, Front or Rear, 2-Piece Set, With Ford Oval Logo
Fits Model Years 2004-2018

Splash Guards, Heavy-Duty
Premium extra-long-and-wide guards not only look tough, they supply extreme protection.
L. CL3Z-16A550-J Black, Front or Rear Pair, With Embossed Ford Oval Logo
M. CL3Z-16A550-K Black, Front or Rear Pair, With Stainless Steel Insert and Embossed Ford Oval Logo
Fits Model Years 2011-2018

TRAILER TOWING AND HITCHES

Trailer Hitch³
Bolt original-equipment hitch into existing holes; powertrain could limit towing capacity.
N. CC2Z-19D520-A 2" Receiver
Fits Model Years 1999-2014




WHEN YOU'RE READY
TO PERSONALIZE:

Visit accessories.ford.com

—or—

See your Ford Dealer

+ New content added to this issue. | ¹Ford Licensed Accessory. | ²Vehicle application and restrictions apply. Additional components are required. See dealer for details. | ³Consult your Owner's Manual for specific weight ratings. | ⁴PEPS (Passive Entry/Passive Start) is the Push-Button Start System. | ⁵Distance may vary depending on vehicle location and environment. | ⁶Consult Owner's Manual for details on vehicle carrying capacities.



Trailer Hitch Ball Mounts³
Heavy-duty ball mount inserts right into the trailer hitch; hitch pin and clip holds it in place.

A.	BL3Z-19A282-A	4" Drop / 2 1/4" Rise, For 2" Hitch Receiver
B.	BL3Z-19A282-B	2" Drop / 3/4" Rise, For 2" Hitch Receiver

Fits Model Years 2005-2019

Trailer Hitch Balls³
Forged, stainless steel one-piece construction provides maximum strength; corrosion-resistant.

C.	BL3Z-19F503-A	Stainless Steel, 2 5/16" Ball, 1" Shank
C.	BL3Z-19F503-B	Stainless Steel, 2" Ball, 1" Shank
C.	BL3Z-19F503-C	Stainless Steel, 1 7/8" Ball, 1" Shank

Fits Model Years 1990-2019

INTERIOR

Ash Cup/Coin Holder
Keep ashes or change tidily in place; sized just right to slot into a center-console cupholder.

D.	AL3Z-7804788-AA	Without Lighter Element
E.	AL3Z-7804788-BA	With Lighter Element

Fits Model Years 2013-2018

Cargo Organizer, Soft
These smart mix-and-match ways to contain groceries and personal belongings can minimize topples or preserve freshness; bag is collapsible, and both organizers store flat.

Cooler Bag: Insulated, lightweight carryall helps keep food and drink cool or warm; zippered.

Large Organizer: 4 mildew-resistant compartments and hookable straps; just over 3' long.

Standard Organizer: 3 mildew-resistant compartments and built-in handles; just over 2' long.

F.	HE5Z-19H484-A	Cooler Bag With Adjustable Carrying Strap
G.	HE5Z-78115A00-A	Large, Folding
H.	HE5Z-78115A00-C	Standard, Folding

Fits Model Years 2005-2019

First Aid Kit by DC Safety™
Compact case houses emergency essentials – from bandages to sponges – for care on-the-go.

I.	VFL3Z-19F515-C	
-----------	----------------	--

Fits Model Years 2010-2019

Roadside Assistance Kit by DC Safety™
From the reflective vest and bungee tie-down, to jumper cables and a multi-tool, be prepared.

J.	VFL3Z-19F515-A	
-----------	----------------	--

Fits Model Years 2010-2019

Roadside Assistance Kit by DC Safety™ **Commercial**
Equips you with a fire extinguisher, FMVSS high-visibility warning triangles, flags, fuses and more.

K.	VJL3Z-19F515-B	
-----------	----------------	--

Fits Model Years 2010-2019

Floor Mats, All-Weather
Deep grooves and a raised-surround edge help keep mud and slush contained; spray clean.

Dual retention on driver-side mat.

L.	BC2Z-1613086-CB	Black, 2-Piece Set
-----------	-----------------	--------------------

Fits Model Years 2011-2017

L.	BC2Z-1613300-AD	Black, 4-Piece Set, Front and 2 Rear Rows
-----------	-----------------	---

Fits Model Years 2011-2015

Floor Mats, All-Weather
Deep grooves and a raised-surround edge help keep mud and slush contained; spray clean.

Single retention on driver-side mat.

L.	6C2Z-1613086-A	Black, 2-Piece Set
L.	6C2Z-1613300-A	Black, 4-Piece Set

Fits Model Years 2005-2010

Floor Mats, Carpeted
Premium-grade carpeting complements the interior and protects flooring from wear and tear.

Dual retention on driver-side mat.

M.	BC2Z-1513086-AA	Medium Dark Flint, 1st and 2nd Rows
M.	BC2Z-1513086-AB	Medium Dark Pebble, 1st and 2nd Rows

Fits Model Years 2012-2015

Seat Covers, Carhartt® Protective by Covercraft®
Signature Carhartt canvas duck is a rugged blend of long-lasting toughness and all-day comfort: Breathable, heavy-gauge protection is water-repellent and UV-resistant; slip on.

	VBC2Z-16600D20-C	Brown, Front
N.	VCC2Z-16600D20-A	Gravel, Front

Fits Model Years 2010-2018

Seat Covers, Protective by Covercraft®
Block everyday abuse from dirt, pets, kids and the sun: Heavy-duty, water-repellent, breathable polycotton has overlapped seams and is machine washable; slip on.

O.	VBC2Z-16600D20-A	Taupe, Front
	VBC2Z-16600D20-B	Charcoal, Front

Fits Model Years 2010-2018



WHEN YOU'RE READY TO PERSONALIZE:

Visit accessories.ford.com

—or—

See your Ford Dealer

+ New content added to this issue. | ¹Ford Licensed Accessory. | ²Vehicle application and restrictions apply. Additional components are required. See dealer for details. | ³Consult your Owner's Manual for specific weight ratings. | ⁴PEPS (Passive Entry/Passive Start) is the Push-Button Start System. | ⁵Distance may vary depending on vehicle location and environment. | ⁶Consult Owner's Manual for details on vehicle carrying capacities.

DEEZEE
The Quality Truck Accessory People

**DON'T FORGET
TO MAKE YOUR
BED**

Life shouldn't be a hassle.

Our extruded-aluminum, stowable loading ramps are designed to conquer tough loads. Our thick, rubber bed mat helps to fend off dings and dents. And our chrome-plated, no-drill step bars ensure stylish, eye-catching convenience. In other words, Dee Zee offers products that make your F-150 fit the way you live your life.

Ford Original Accessories are warranted for whichever provides you the greatest benefit: 24 months/unlimited mileage, or the remainder of your Bumper-to-Bumper 3-year/36,000-mile New Vehicle Limited Warranty. See your Ford Dealer for warranty details.

FORD TRUCKS
TRANSIT

2020 Transit 250 MR LWB Cargo Van in Blue Jeans.* Personalized with dash cam by Thinkware^{®1} Aeroskin[®] hood protector by Lund^{®1} side window deflectors by EGR^{®1} keyless entry keypad, 16" Full Silver wheel covers, front wheel-well liners, heavy-duty splash guards with stainless steel inserts, and roof rack system.

*Metallic.



A



B



C



D



E



F



G

VEHICLE SECURITY SYSTEM – FORD PERIMETER PLUS AND REMOTE START SYSTEMS

Vehicle Security System – Ford Perimeter Plus

Has components not available from the factory – if glass or a body panel is impacted, 2-stage shock sensor interprets severity. Alarm also sounds if hood/tailgate/doors forced open. Requires dealer installation. Basic remote start (up to 300'¹⁵ range) is available for factory fobs when activated by dealer. Vehicle must be equipped with factory power door locks.

- A. KN1Z-19A361-A Plug 'n Play Module With Harness

Fits Model Year 2020

Remote Start System – Long-Range

From up to 1,000'¹⁵ away, heat up or cool down your vehicle with the 1-button remotes that come with this system; parking lights turn on to indicate the engine is running. Requires dealer installation. (May require additional equipment.) Includes Ford Perimeter Plus Vehicle Security System. Security system functions and basic remote start (up to 300'¹⁵ range) are available for factory fobs when activated by dealer.

Requires:

- A. KN1Z-19A361-A Plug 'n Play Module With Harness
- B. JS7Z-15K601-C Long-Range Remote Start Kit, 2 Key Fobs Included in Kit

Fits Model Year 2020

Remote Start System – Long-Range With Confirmation

At up to 1,000'¹⁵ there's no need to see your vehicle to know it's heating up or cooling down: The system's 2-button remote flashes/beeps to indicate engine idling; with long-range car find. Requires dealer installation. (May require additional equipment.) Includes Ford Perimeter Plus Vehicle Security System. Security system functions and basic remote start (up to 300'¹⁵ range) are available for factory fobs when activated by dealer.

Requires:

- A. KN1Z-19A361-A Plug 'n Play Module With Harness
- C. JS7Z-15K601-B Long-Range With Confirmation Remote Start Kit

Fits Model Year 2020

Remote Start System – Optional Ultra-Long-Range Extender

More than double your remote-start reach: Maximize it up to a full 2,500'¹⁵ Requires dealer installation. For Long-Range Remote Start System and Long-Range Remote Start System With Confirmation.

- D. JS7Z-15603-A Ultra-Long-Range Extender Antenna Kit

Fits Model Year 2020

Vehicle Security System – Ford Perimeter Plus – Optional LED Kit

A handy visual cue and break-in deterrent; LED indicator turns on when security is active. Requires Vehicle Security System – Ford Perimeter Plus Module.

- E. DM5Z-19D596-A LED Kit

Fits Model Year 2020

EXTERIOR

Cargo Door Scuff Plate, Heavy-Duty by Legend¹

Add heavy-duty, form-fitting protection where it counts the most – at the loading points. Not for use with dual side doors.

- F. VJK4Z-6113229-A For Passenger Side Cargo Door and Rear Door

Fits Model Years 2018-2020

Deflector, Aeroskin® Hood Protector by Lund²¹

Sleek profile adds appeal and hugs the contours, shielding against bugs, stones and debris.

- G. VEK4Z-16C900-A Smoke-Color

Fits Model Years 2015-2020

Deflectors, Side Window by EGR¹

On the go or when parked, let fresh air in and keep rain out; also helps keep sun out of eyes.

- H. VGK4Z-18246-A Smoke-Color, Front Only, 2-Piece Set, For Low-Roof
- I. VGK4Z-18246-B Smoke-Color, 2-Piece Set, For Medium- and High-Roof

Fits Model Years 2015-2020

Splash Guards, Heavy-Duty

Premium extra-long-and-wide guards not only look tough, they supply extreme protection.

- J. CL3Z-16A550-J Black Without Stainless Steel Insert, Rear Pair, With Logo
- K. CL3Z-16A550-K Black With Stainless Steel Insert, Rear Pair, With Logo
- L. FK4Z-16A550-A Black With Stainless Steel Insert, Front Pair, With Logo

Fits Model Years 2015-2020

Splash Guards, Molded

Uniquely contoured to stylishly reduce road spray, helping to protect your finish from chips.

- M. EK3Z-16A550-AA Black, Front Pair
- N. EK3Z-16A550-BA Black, Rear Pair, Single Rear Wheels
- O. EK3Z-16A550-CA Black, Rear Pair, Dual Rear Wheels

Fits Model Years 2015-2020

Step Bar

Wide high-grip step makes it easier to get up and into the cargo area, which can be especially convenient when loading by hand; ribbed aluminum is durable and sturdy, yet lightweight. For load door side.

- + P. KK3Z-16450-AA Black, Medium Series, For Load Door Side
- + P. KK3Z-16450-BA Black, Long Series, For Load Door Side

Fits Model Years 2019-2020

- P. JK3Z-16450-AA Tempest Gray, For Medium Wheelbase
- P. JK3Z-16450-BA Tempest Gray, For Long Wheelbase

Fits Model Years 2017-2018

Wheel-Well Liners

Covering up and shielding body-colored parts – and underpinnings – these custom-molded liners are the only ones up to Ford specs; made of the same stuff used for hard bedliners.

- + Q. LK4Z-16F099-A Front Pair

Fits Model Year 2020

- Q. HK3Z-16F099-A Front Pair

Fits Model Years 2017-2019

RACKS AND CARRIERS

Roof Rack System⁶

Create a level, steadfast base to mount select carriers for professional or personal purposes; heavy-duty, corrosion-resistant crossbars bolt to the roof – for added security, they're lockable.

- R. BK3Z-61550A82-C 3 Bars, For Short Wheelbase
- S. BK3Z-61550A82-D 4 Bars, For Long Wheelbase

Fits Model Years 2015-2020




H



I



J



K



L




M



N



O



P



Q




R



S

+ New content added to this issue. | ¹Ford Licensed Accessory. | ²Vehicle application and restrictions apply. Additional components are required. See dealer for details. | ³Consult your Owner's Manual for specific weight ratings. | ⁴PEPS (Passive Entry/Passive Start) is the Push-Button Start System. | ⁶Distance may vary depending on vehicle location and environment. | ⁶Consult Owner's Manual for details on vehicle carrying capacities.



TRAILER TOWING AND HITCHES

Trailer Hitch³
Bolt original-equipment hitch into existing holes; powertrain could limit towing capacity.
A. EK4Z-19D520-A 2" Receiver
Fits Model Years 2015-2020

Trailer Hitch Ball Mounts³
Heavy-duty ball mount inserts right into the trailer hitch; hitch pin and clip holds it in place.
B. BL3Z-19A282-A 4" Drop / 2¼" Rise, For 2" Hitch Receiver
C. BL3Z-19A282-B 2" Drop / ¾" Rise, For 2" Hitch Receiver
Fits Model Years 2015-2020

Trailer Hitch Balls³
Forged, stainless steel one-piece construction provides maximum strength; corrosion-resistant.
D. BL3Z-19F503-A Stainless Steel, 2⅝" Ball, 1" Shank
D. BL3Z-19F503-B Stainless Steel, 2" Ball, 1" Shank
D. BL3Z-19F503-C Stainless Steel, 1⅞" Ball, 1" Shank
Fits Model Years 2015-2020

Trailer Hitch Wiring Harness
To easily connect trailer lights, add this assembly to your vehicle's factory electrical system. *Representative image shown. Actual harnesses will vary.*
+ E. LK4Z-15A416-A
Fits Model Year 2020
+ E. KK4Z-15A416-A
Fits Model Year 2019
E. JK4Z-15A416-A
Fits Model Years 2015-2018

INTERIOR

Ash Cup/Coin Holder
Keep ashes or change tidily in place; sized just right to slot into a center-console cupholder.
F. 5L8Z-7804810-AAA Without Lighter Element
G. CM5Z-5404788-AA With Lighter Element
Fits Model Years 2015-2020

Cargo Area Illumination
Light the back of your cargo van or wagon with a bright-white LED shine at the push of a button.
H. BK2Z-13776-K
Fits Model Years 2015-2020



Cargo Floor Mat, Carpeted
Exact-fit carpeted covering helps minimize load slippage, resists most chemicals and provides sound abatement; fills the area behind the front seats, and is removable for cleaning.
For Cargo Vans.
Includes: Scuff plates, spare tire winch cover and attaching hardware.
I. FK4Z-1613046-AA Dark Gray, Regular Wheelbase
I. FK4Z-1613046-BA Dark Gray, Long Wheelbase
I. FK4Z-1613046-CA Dark Gray, Extended-Length Wheelbase
Fits Model Years 2015-2020

Cargo Floor Mat, Heavy-Duty Vinyl
Precisely contoured, this mat helps minimize load slippage, resists most chemicals and provides sound abatement; fills the area behind the front seats, and is removable for cleaning.
For Cargo Vans.
Includes: Scuff plates, spare tire winch cover and attaching hardware.
J. FK4Z-16112C30-AA Black, Regular Wheelbase
J. FK4Z-16112C30-BA Black, Long Wheelbase
J. FK4Z-16112C30-CA Black, Extended-Length Wheelbase
Fits Model Years 2015-2020

Cargo Organizer, Soft
These smart mix-and-match ways to contain groceries and personal belongings can minimize topples or preserve freshness; bag is collapsible, and both organizers store flat.
Cooler Bag: Insulated, lightweight carryall helps keep food and drink cool or warm; zippered.
Large Organizer: 4 mildew-resistant compartments and hookable straps; just over 3' long.
Standard Organizer: 3 mildew-resistant compartments and built-in handles; just over 2' long.
K. HE5Z-19H484-A Cooler Bag With Adjustable Carrying Strap
L. HE5Z-78115A00-A Large, Folding
M. HE5Z-78115A00-C Standard, Folding
Fits Model Years 2015-2020

Battery Jump Starter by NOCO^{®1}
Compact unit – with spark-proof connections and reverse-polarity protection – works in seconds, allows up to 40 starts on 1 charge (rated 1,000 charge cycles), and can hold power for a year; also has 12V and USB ports, and a 7-mode, 8X-LED flashlight. Protective case sold separately.
+ N. VJL3Z-10A765-A GB-40, 1,000-Amp (7,000-Joule) Lithium Jump Starter
+ O. VJL3Z-10C744-A Case for GB-40
Fits Model Years 2019-2020

WHEN YOU'RE READY
TO PERSONALIZE:

Visit accessories.ford.com
—or—
See your Ford Dealer

⁺ New content added to this issue. | ¹Ford Licensed Accessory. | ²Vehicle application and restrictions apply. Additional components are required. See dealer for details. | ³Consult your Owner's Manual for specific weight ratings. | ⁴PEPS (Passive Entry/Passive Start) is the Push-Button Start System. | ⁶Distance may vary depending on vehicle location and environment. | ⁶Consult Owner's Manual for details on vehicle carrying capacities.



First Aid Kit by DC Safety™[†]
Compact case houses emergency essentials – from bandages to sponges – for care on-the-go.
A. VFL3Z-19F515-C
Fits Model Years 2015-2020

Roadside Assistance Kit by DC Safety™[†]
From the reflective vest and bungee tie-down, to jumper cables and a multi-tool, be prepared.
B. VFL3Z-19F515-A
Fits Model Years 2015-2020

Roadside Assistance Kit by DC Safety™[†] **Commercial**
Equips you with a fire extinguisher, FMVSS high-visibility warning triangles, flags, fuses and more.
C. VJL3Z-19F515-B
Fits Model Years 2015-2020

Floor Liners
High-and-wide protection made to original Ford specs: Extra-tall walls and deep-set grooves contain what's tracked in or spilled within; firm-yet-flexible construction with nibbed backing. *Dual retention on driver-side liner. For use with carpet flooring.*
D. JK4Z-1613086-AA Black, 2-Piece Set, Front Only
Fits Model Years 2017-2020

Floor Mats, All-Weather
Deep grooves and a raised-surround edge help keep mud and slush contained; spray clean. *Dual retention on driver-side mat.*
E. CK4Z-6113086-BA Black, 2-Piece Set, Front Only
Fits Model Years 2015-2016

Floor Mats, Carpeted
Premium-grade carpeting complements the interior and protects flooring from wear and tear. *Dual retention on driver-side mat.*
F. EK4Z-1613086-AA Charcoal Black, 2-Piece Set, Front Only
Fits Model Years 2015-2020

Interior Light Kit
Change up your LED coloration for the center cupholder and front footwells; mix of 7 hues.
G. CL8Z-13E700-AA
Fits Model Years 2015-2019

Mini-Fridge, Portable by Indel B®[‡]
Cool travel companion: Use the 19-quart, LED-illuminated compartment as a fridge or freezer; with electronic thermostat, energy-smart compressor and low-voltage cutout, plus carrying strap.
+ H. VLL3Z-19J316-A 12V Refrigerator, 22" x 9.25" x 16.5," 18.5 lbs.
Fits Model Year 2020

Seat Covers, Protective by Covercraft®[‡]
Block everyday abuse from dirt, pets, kids and the sun: Heavy-duty, water-repellent, breathable polycotton has overlapped seams and is machine washable; slip on.
I. VFK4Z-16600D20-AA Charcoal
Fits Model Years 2015-2020


Window Grilles, Rear
Single sheet of high-strength steel mesh mounts on the inside for further assurance.
J. BK3Z-99044E82-A 2-Piece Set
Fits Model Years 2015-2020

WHEELS
16" Full Silver Wheel Covers²
Painted stainless steel adds pizzazz; easy, secure installation – no need to remove the lugs.
K. CK4Z-1130-L Set of 4
Fits Model Years 2015-2020

Stainless Steel Wheel Covers by Phoenix[†]
Go from mundane to modish; easy, secure installation – no need to remove lugs; add AirMax inflators to the dual rear wheels for conversion without whole-rim-replacement. *Includes: 4 wheel covers and AirMax tire inflation kit.*
L. VFK4Z-1130-A Polished, Dual Rear Wheelbase, For 16" Wheels
Fits Model Years 2015-2020

Stainless Steel Wheel Covers by Phoenix[†]
Go from mundane to modish; easy, secure installation – you don't even need to remove the lugs. *Includes: 4 wheel covers.*
M. VFK4Z-1130-B Polished, Single Rear Wheelbase, For 16" Wheels
Fits Model Years 2015-2020

Wheel Lock Kit
Help prevent wheel/tire theft; 1 locking lug nut replaces 1 original lug nut on each wheel. *Includes: 4 locking lugs and 1 key.*
N. EK4Z-1A043-A Chrome-Plated For Exposed Lugs
Fits Model Years 2015-2020



+ New content added to this issue. | [†]Ford Licensed Accessory. | [‡]Vehicle application and restrictions apply. Additional components are required. See dealer for details. | ²Consult your Owner's Manual for specific weight ratings. | ⁴PEPS (Passive Entry/Passive Start) is the Push-Button Start System. | ⁶Distance may vary depending on vehicle location and environment. | ⁶Consult Owner's Manual for details on vehicle carrying capacities.

FORD TRUCKS
TRANSIT
CONNECT



2020 Transit Connect XLT LWB Passenger Wagon in Silver.* Personalized with dash cam by Thinkware^{®1}, side window deflectors by Lund^{®1}, keyless entry keypad, molded splash guards, and roof-mounted crossbar kit and cargo box by THULE^{®1}.

*Metallic.

FORD TRANSIT CONNECT

ELECTRONICS

Backup Alarm by ECCO^{®1}

Self-adjusting, external-alert system measures ambient noise for suitable warning volume. For Van.

A. VAC3Z-14N137-A

Fits Model Years 2010-2013

Bullfrog[®] Hop by KICKER^{®1}

Take-anywhere speaker with signature bass (1.65" drivers, 1.4" x 2.8" subwoofers), 100' streaming, 360° soundfield, AUX jack and 12-hour battery; water-resistant/dust-tight IP67 rating.

B. VHL3Z-18808-A Portable Bluetooth[®] Speaker

Fits Model Years 2010-2020

Bullfrog[®] Jump by KICKER^{®1}

Take-anywhere speaker with signature bass (3" drivers, 3" x 4" subwoofers), 100' streaming, 360° soundfield, FM tuner, AUX jack and 20-hour battery; water-resistant/dust-tight IP66 rating.

C. VHL3Z-18808-B Portable Bluetooth[®] Speaker

Fits Model Years 2010-2020

Bumper-Mounted Warning Sensors by Rosen^{®1}

In Reverse, this system scans up to 7' behind your vehicle to help alert you to objects. (Driver-assist features are supplemental and do not replace the driver's attention, judgment, and need to control the vehicle.)

Requires installation Tool Kit VAS4Z-15A866-C. Not available for vehicles with auto-dimming mirrors.

D. VAS4Z-15A866-B Reverse Sensor

Fits Model Years 2010-2020

Dash Cam by Thinkware^{®1}

On the go and in parking surveillance mode, record action in Full HD (1080p) and Wide Dynamic Range (WDR) – coverage is complete with a 140-degree viewing angle and high-sensitivity performance in low-light and nighttime conditions; view footage on your computer.

Dash Cam only: Discreet design with easy-to-use software for settings; embeds GPS data.

Dash Cam with Rear Camera: Look both ways; camera records out the back window in 720p.

Dash Cam with Infrared Camera: Look inside too; camera records interior events in 720p.

+ E. VHL3Z-19G490-C Dash Cam


+ F. VHL3Z-19G490-D Dash Cam and Rear-Facing Camera

+ G. VHL3Z-19G490-E Dash Cam and Infrared Camera

Fits Model Years 2019-2020



+ New content added to this issue. | ¹Ford Licensed Accessory. | ²Vehicle application and restrictions apply. Additional components are required. See dealer for details. | ³Consult your Owner's Manual for specific weight ratings. | ⁴PEPS (Passive Entry/Passive Start) is the Push-Button Start System. | ⁵Distance may vary depending on vehicle location and environment. | ⁶Consult Owner's Manual for details on vehicle carrying capacities.



Keyless Entry Keypad
Programmable, backlit keypad unlocks or locks your vehicle; no wiring or drilling necessary.

+ A. KB3Z-14A626-A	For Vehicles Without Factory Remote Start
+ A. KB3Z-14A626-B	For Vehicles With Factory Remote Start

Fits Model Year 2020

B. ES7Z-14A626-A	
-------------------------	--

Fits Model Years 2010-2019

Rear Seat Entertainment – NextBase® Duo Cinema by VOXXAutomotive™¹
Two adjustable LED 10.1" screens – with a DVD player, plus HDMI and USB inputs, on the master unit – mount on 2-post headrests; you can show the same thing on both screens.

C. VGJ5Z-10E947-A	Dual Portable DVD Players
--------------------------	---------------------------

Fits Model Years 2010-2020

Remote Start System
Warm or cool your vehicle interior from afar at the push of a button; range up to 1,000'.⁵
Series 100: Vehicle parking lights turn on to indicate engine is running.
Bi-Directional: No need to see vehicle – fob flashes/beeps when engine starts; with car find.

D. CM5Z-19G364-A	Series 100, One-Button. For Vehicles Without Push-Button Start.
E. CM5Z-19G364-B	Bi-Directional. For Vehicles Without Push-Button Start.

Fits Model Years 2014-2015

E. 9G1Z-19G364-A	Bi-Directional. Includes PATS Interface Kit.
-------------------------	--

Fits Model Years 2010-2013

Vehicle Security System – Ford Perimeter Plus
Has components not available from the factory – if glass or a body panel is impacted, 2-stage shock sensor interprets severity. Alarm also sounds if hood/liftgate/doors forced open.

F. ET1Z-19A361-A	For Vehicles Equipped With Factory Remote Keyless. Uses Factory Key Fob.
-------------------------	--

Fits Model Years 2014-2015

VEHICLE SECURITY SYSTEM – FORD PERIMETER PLUS AND REMOTE START SYSTEMS

Vehicle Security System – Ford Perimeter Plus
Has components not available from the factory – if glass or a body panel is impacted, 2-stage shock sensor interprets severity. Alarm also sounds if hood/liftgate/doors forced open.
Requires dealer installation. Basic remote start (up to 300'⁵ range) is available for factory fobs when activated by dealer. Vehicle must be equipped with factory power door locks.

+ G. KN1Z 19A361-A	Plug 'n Play Module With Harness
---------------------------	----------------------------------

Fits Model Year 2019-2020

G. JS7Z-19A361-A	Plug 'n Play Module With Harness
-------------------------	----------------------------------

Fits Model Year 2018

Remote Start System – Long-Range
From up to 1,000'⁵ away, heat up or cool down your vehicle with the 1-button remotes that come with this system; parking lights turn on to indicate the engine is running.
Requires dealer installation. (May require additional equipment.) Includes Ford Perimeter Plus Vehicle Security System. Security system functions and basic remote start (up to 300'⁵ range) are available for factory fobs when activated by dealer.

Requires:

+ G. KN1Z 19A361-A	Plug 'n Play Module With Harness
H. JS7Z-15K601-C	Long-Range Remote Start Kit, 2 Key Fobs Included in Kit

Fits Model Year 2019-2020

Requires:

G. JS7Z-19A361-A	Plug 'n Play Module With Harness
H. JS7Z-15K601-C	Long-Range Remote Start Kit, 2 Key Fobs Included in Kit

Fits Model Year 2018

Remote Start System – Long-Range With Confirmation
At up to 1,000',⁵ there's no need to see your vehicle to know it's heating up or cooling down: The system's 2-button remote flashes/beeps to indicate engine idling; with long-range car find.
Requires dealer installation. (May require additional equipment.) Includes Ford Perimeter Plus Vehicle Security System. Security system functions and basic remote start (up to 300'⁵ range) are available for factory fobs when activated by dealer.

Requires:

+ G. KN1Z 19A361-A	Plug 'n Play Module With Harness
I. JS7Z-15K601-B	Long-Range With Confirmation Remote Start Kit

Fits Model Year 2019-2020

Requires:

G. JS7Z-19A361-A	Plug 'n Play Module With Harness
I. JS7Z-15K601-B	Long-Range With Confirmation Remote Start Kit

Fits Model Year 2018

Remote Start System – Optional Ultra-Long-Range Extender
More than double your remote-start reach: Maximize it up to a full 2,500'.⁵
Requires dealer installation. For Long-Range Remote Start System and Long-Range Remote Start System With Confirmation.

J. JS7Z-15603-A	Ultra-Long-Range Extender Antenna Kit
------------------------	---------------------------------------

Fits Model Year 2018-2020

Vehicle Security System – Ford Perimeter Plus – Optional LED Kit
A handy visual cue and break-in deterrent; LED indicator turns on when security is active.
Requires Vehicle Security System - Ford Perimeter Plus Plug 'n Play Module KN1Z-19A361-A. (May Require Additional Equipment.)

K. DM5Z-19D596-A	LED Kit
-------------------------	---------

Fits Model Years 2016-2020



WHEN YOU'RE READY TO PERSONALIZE:

Visit accessories.ford.com

–or–

See your Ford Dealer

+ New content added to this issue. | ¹Ford Licensed Accessory. | ²Vehicle application and restrictions apply. Additional components are required. See dealer for details. | ³Consult your Owner's Manual for specific weight ratings. | ⁴PEPS (Passive Entry/Passive Start) is the Push-Button Start System. | ⁵Distance may vary depending on vehicle location and environment. | ⁶Consult Owner's Manual for details on vehicle carrying capacities.



Vehicle Security System – Ford Perimeter Plus

Has components not available from the factory – if glass or a body panel is impacted, 2-stage shock sensor interprets severity. Alarm also sounds if hood/liftgate/doors forced open. Upgradeable to Remote Start Systems. Requires dealer installation. Wiring harness may vary according to application.

- A. GT1Z-19A361-A Plug 'n Play Module With Harness

Fits Model Years 2016-2017

Remote Start System – One-Way, Long-Range

Heat or cool your vehicle from up to 1,000'⁵; parking lights remain on when engine is running. Requires dealer installation and programming. (May require additional equipment.)

Requires:

- A. GT1Z-19A361-A Vehicle Security System – Ford Perimeter Plus Module
- B. DS7Z-15K601-F One-Way, Long-Range Key Fob
- C. DL3Z-15603-C Antenna Kit

Fits Model Years 2016-2017

Remote Start System – Bi-Directional

No need to see your vehicle when warming it or chilling it from up to 1,000'⁵ because the fob flashes/beeps when engine starts; with long-range car find and a panic alarm. Requires dealer installation and programming. (May require additional equipment.)

Requires:

- A. GT1Z-19A361-A Vehicle Security System – Ford Perimeter Plus Module
- D. DL3Z-15K601-A Bi-Directional Key Fob
- C. DL3Z-15603-C Antenna Kit

Fits Model Years 2016-2017

Remote Start/Vehicle Security System, Hood Switch Kit

Makes remote start inoperable or triggers an alarm when your vehicle hood is ajar.

- E. GT1Z-19G366-A Only Required if Vehicle Is Not Already Equipped

Fits Model Years 2016-2018

EXTERIOR

Deflector, Aeroskin® Hood Protector by Lundⁱ¹

Sleek profile adds appeal and hugs the contours, shielding against bugs, stones and debris.

- + VKT1Z-16C900-A Smoke-Color

Fits Model Years 2019-2020

- F. VET1Z-16C900-A Smoke-Color

Fits Model Years 2015-2018

Deflectors, Side Window

On the go or when parked, let fresh air in and keep rain out; also helps keep sun out of eyes.

- G. VGT1Z-18246-B Smoke-Color, Front Only, 2-Piece Set

Fits Model Years 2010-2013

Deflectors, Side Window by Lundⁱ¹

On the go or when parked, let fresh air in and keep rain out; also helps keep sun out of eyes.

- H. VGT1Z-18246-A Smoke-Color, Front and Rear, 4-Piece Set, For Short Wheelbase Wagon

- I. VGT1Z-18246-C Smoke-Color, Front Only, 2-Piece Set, For Van

Fits Model Years 2014-2020

Splash Guards, Flat

The classic way to minimize road spray, helping to protect your paintwork from chips.

- J. F6AZ-16A550-AA Mid-Gray, Front Only, With Ford Oval Logo

Fits Model Years 2011-2020

Splash Guards, Molded

Uniquely contoured to stylishly reduce road spray, helping to protect your finish from chips.

- K. DT1Z-16A550-A Front Only

- K. DT1Z-16A550-B Rear Only

Fits Model Years 2014-2020

RACKS AND CARRIERS

Roof Crossbars⁶

Attach these sturdy, weather-resistant bars along the rails to mount select carriers.

- L. 2T1Z-99550A82-A 2-Piece Set

Fits Model Years 2010-2013

RACKS by THULEⁱ¹

Bike Rack, Hitch-Mounted by THULEⁱ¹

Unique arc design for ease of use; with anti-sway cages, secure-cushioning Hold Fast Cradles™ and a HitchSwitch™ that folds arms and tilts the rack for door/liftgate access.

For 1¼" and 2" receivers.

- M. VGT4Z-7855100-A Carries 2 Bikes

- M. VGT4Z-7855100-B Carries 4 Bikes

Fits Model Years 2010-2020

Bike Rack, Hitch-Mounted, Classic by THULEⁱ¹

Super-rugged platform rack with HitchSwitch™ tilting, frame-free clamping and side-to-side adjustment; fits bikes with wheels from 20"-29" and tires up to 5" wide (except 27.5" fat bike).

For 2" receiver.

- + N. VKB3Z-7855100-Y Carries 2 Bikes

Fits Model Years 2014-2020


Bike Rack, Hitch-Mounted, Lightweight, by THULEⁱ¹

Aluminum construction is about half the weight of steel; with integrated anti-sway, 7" spacing between bikes, built-in cable lock, and HitchSwitch™ for tilt/fold (without bikes).

For 1¼" and 2" receivers.

- + O. VKB3Z-7855100-X Carries 2 Bikes

Fits Model Years 2014-2020



+ New content added to this issue. | ¹Ford Licensed Accessory. | ²Vehicle application and restrictions apply. Additional components are required. See dealer for details. | ³Consult your Owner's Manual for specific weight ratings. | ⁴PEPS (Passive Entry/Passive Start) is the Push-Button Start System. | ⁵Distance may vary depending on vehicle location and environment. | ⁶Consult Owner's Manual for details on vehicle carrying capacities.



A

Bike Frame Adapter by THULE®¹

Modifies women's, BMX and other non-standard bike frames for the hitch-mounted rack. *Requires 2- or 4-Bike Hitch-Mounted Rack by THULE®*

A. VDT4Z-7855100-E

Fits Model Years 2010-2020

Ski/Snowboard Adapter by THULE®¹

Readily transform your hitch-mounted bike rack when it's time to hit the slopes; with locks. *Requires 2- or 4-Bike Hitch-Mounted Rack by THULE®*

B. VDT4Z-7855100-F Carries 6 Pairs of Skis or 4 Snowboards on 2" Receiver;
Carries 4 Pairs of Skis or 2 Snowboards on 1¼" Receiver.

Fits Model Years 2010-2020

Crossbar Kit, Roof-Mounted by THULE®¹,⁵

Allows vehicles with factory roof side rails to convert into a full rack system capable of managing other Ford Accessories; with bars, foot kits and locks.

Includes: 2 crossbars and mounting kit. For use with factory roof rails. For Wagon. Not for use with side door fixed glass.

C. VDT1Z-9955100-A

Fits Model Years 2014-2020

CARRIERS by THULE®¹

Bike Carrier, Roof-Mounted, Upright by THULE®¹,⁵

For loading and unloading, a convenient lever operates the self-adjusting clamps; lockable. *Requires Ford Original Equipment Crossbars or Crossbars by THULE®. Crossbars can accommodate a second roof-mounted bike carrier. For Wagon.*

D. VAT4Z-7855100-K Carries 1 Bike

Fits Model Years 2014-2020

Canoe Carrier, Roof-Mounted by THULE®¹,⁵

Cushioned gunwale brackets with ramped sides for loading ease; load straps have buckle bumpers, and QuickDraw™ rope ratchets have carabiner hooks to secure bow and stern. *Requires Ford Original Equipment Crossbars or Crossbars by THULE®*

+ E. VKB3Z-7855100-W

Fits Model Years 2014-2020

Cargo Basket, Roof-Mounted by THULE®¹,⁵

Stylish aluminum design with 8 adjustable tie-down loops to help secure the load, plus a rubber-covered upper surface for long cargo; integrated T-tracks extend basket use. *Requires Ford Original Equipment Crossbars or Crossbars by THULE®*

F. VJT4Z-7855100-C 50" x 41" x 6," With Net, Restricted to Long Wheelbase

Fits Model Years 2014-2020



B



C



D



E



F

Cargo Box, Roof-Mounted by THULE®¹,⁵

Heavy-duty design helps keep out the elements; lockable passenger-side opening is handy. *Requires Ford Original Equipment Crossbars or Crossbars by THULE®. For Wagon.*

G. VAT4Z-7855100-F 55" x 26" x 12"

G. VET4Z-7855100-B 65" x 35" x 16"

G. VJT4Z-7855100-B 74" x 36" x 16.5" Restricted to Long Wheelbase

G. VET4Z-7855100-A 84" x 35" x 17"

Fits Model Years 2014-2020

Kayak Carrier, Roof-Mounted by THULE®¹,⁵

Transport your kayak stably and securely, all with quick and easy loading and unloading. **Flat:** Flexible cushioned pads conform to hull; with center load straps and end tie-downs. **Folding:** Popular J-style steel cradles have adjustable padding; fold down when not in use. *Requires Ford Original Equipment Crossbars or Crossbars by THULE®. For Wagon.*

H. VAT4Z-7855100-G Flat

I. VAT4Z-7855100-H Folding

Fits Model Years 2014-2020

Paddleboard Carrier, Roof-Mounted by THULE®¹,⁵

Telescoping design for a custom fit; locking cam and steel-reinforced webbing add security. *Requires Ford Original Equipment Crossbars or Crossbars by THULE®. For Wagon.*

J. VFT4Z-7855100-B Stand-up

Fits Model Years 2014-2020

Ski/Snowboard Carrier, Roof-Mounted, Flat Top by THULE®¹,⁵

Locking carrier slides to side of vehicle for easy access; with SpeedLink mounting hardware. *Requires Ford Original Equipment Crossbars or Crossbars by THULE®. For Wagon.*

K. VDT4Z-7855100-D Carries 6 Pairs of Skis or 4 Snowboards

Fits Model Years 2014-2020

TRAILER TOWING AND HITCHES

Trailer Hitch³

Bolt original-equipment hitch into existing holes; powertrain could limit towing capacity.

L. DT1Z-19D520-A 2" Receiver

Fits Model Years 2014-2020

Trailer Hitch Ball Mounts³

Heavy-duty ball mount inserts right into the trailer hitch; hitch pin and clip holds it in place.

M. BL3Z-19A282-A 4" Drop / 2¼" Rise, For 2" Hitch Receiver

N. BL3Z-19A282-B 2" Drop, ¾" Rise, For 2" Hitch Receiver

Fits Model Years 2014-2020



G




H




I



J



K



L



M



N


WHEN YOU'RE READY
TO PERSONALIZE:

Visit accessories.ford.com

—or—

See your Ford Dealer

⁺ New content added to this issue. | ¹Ford Licensed Accessory. | ²Vehicle application and restrictions apply. Additional components are required. See dealer for details. | ³Consult your Owner's Manual for specific weight ratings. | ⁴PEPS (Passive Entry/Passive Start) is the Push-Button Start System. | ⁵Distance may vary depending on vehicle location and environment. | ⁶Consult Owner's Manual for details on vehicle carrying capacities.



Trailer Hitch Balls³

Forged, stainless steel one-piece construction provides maximum strength; corrosion-resistant.

- A. BL3Z-19F503-B Stainless Steel, 2" Ball, 1" Shank
- B. BL3Z-19F503-C Stainless Steel, 1 7/8" Ball, 1" Shank

Fits Model Years 2014-2020

Trailer Hitch Wiring Harness

To easily connect trailer lights, add this assembly to your vehicle's factory electrical system.

- C. FT1Z-15A416-A 4-Pin Connector

Fits Model Years 2014-2020

INTERIOR

Ash Cup/Coin Holder

Keep ashes or change tidily in place; sized just right to slot into a center-console cupholder.

- D. 5L8Z-7804810-AAA Without Lighter Element
- E. CM5Z-5404788-AA With Lighter Element

Fits Model Years 2014-2020

Cargo Area Protector

Preserve flooring with this grooved, raised-lip tray that's shaped to your vehicle's contours. *For Wagon.*

- F. KT1Z-6111600-BA Behind 2nd Row, For Long Wheelbase
- G. KT1Z-6111600-AA Behind 2nd Row, For Short Wheelbase

Fits Model Year 2019-2020

- H. ET1Z-6111600-BA Behind 2nd Row, For Long Wheelbase
- I. ET1Z-6111600-AA Behind 2nd Row, For Short Wheelbase

Fits Model Years 2014-2018

Cargo Net ^{by Polytec¹}

Stretchable, soft braided cording helps keep assorted items in back secure and under control.

- J. VET1Z-17550A66-A Envelope Style

Fits Model Years 2014-2020

Cargo Net ^{by Las-Stik¹}

Stretchable, soft braided cording helps keep assorted items in back secure and under control.

- K. VAC1Z-61550A66-A Envelope Style

Fits Model Years 2010-2013

Cargo Organizer, Soft

These smart mix-and-match ways to contain groceries and personal belongings can minimize topples or preserve freshness; bag is collapsible, and both organizers store flat.

Cooler Bag: Insulated, lightweight carryall helps keep food and drink cool or warm; zippered.

Large Organizer: 4 mildew-resistant compartments and hookable straps; just over 3' long.

Standard Organizer: 3 mildew-resistant compartments and built-in handles; just over 2' long.

- L. HE5Z-19H484-A Cooler Bag With Adjustable Carrying Strap
- M. HE5Z-78115A00-A Large, Folding
- N. HE5Z-78115A00-C Standard, Folding

Fits Model Years 2010-2020

Battery Jump Starter ^{by NOCO^{®1}}

Compact unit – with spark-proof connections and reverse-polarity protection – works in seconds, allows up to 20 starts on 1 charge (rated 1,000 charge cycles), and can hold power for a year; also has USB in/out ports and a 7-mode, dual-LED flashlight. Protective case sold separately.

- + O. VJL3Z-10A765-A GB-40, 1,000-Amp (7,000-Joule) Lithium Jump Starter
- + P. VJL3Z-10C744-A Case for GB-40

Fits Model Years 2019-2020

First Aid Kit ^{by DC Safety^{™1}}

Compact case houses emergency essentials – from bandages to sponges – for care on-the-go.

- Q. VFL3Z-19F515-C

Fits Model Years 2010-2020

Roadside Assistance Kit ^{by DC Safety^{™1}}

From the reflective vest and bungee tie-down, to jumper cables and a multi-tool, be prepared.

- R. VFL3Z-19F515-A

Fits Model Years 2010-2020

Roadside Assistance Kit ^{by DC Safety^{™1}} Commercial

Equips you with a fire extinguisher, FMVSS high-visibility warning triangles, flags, fuses and more.

- S. VJL3Z-19F515-B

Fits Model Years 2010-2020

Floor Liners

High-and-wide protection made to original Ford specs: Extra-tall walls and deep-set grooves contain what's tracked in or spilled within; firm-yet-flexible construction with nibbed backing.


Dual retention on driver-side liner.

- T. KT1Z-1713086-AA Black, 2-Piece Set, For Van, Front Only, For Vehicles With Carpet Flooring
- U. KT1Z-1713086-BA Black, 2-Piece Set, For Vehicles With Rubber Flooring
- V. KT1Z-1713300-CA Black, 4-Piece Set, For Vehicles With Carpet Flooring, For Short Wheelbase
- W. KT1Z-1713300-DA Black, 4-Piece Set, For Vehicles With Carpet Flooring, For Long Wheelbase With Bench Seat
- X. KT1Z-1713300-EA Black, 5-Piece Set, For Vehicles With Carpet Flooring, For Long Wheelbase With Captain's Chairs

Fits Model Years 2019-2020



+ New content added to this issue. | ¹Ford Licensed Accessory. | ²Vehicle application and restrictions apply. Additional components are required. See dealer for details. | ³Consult your Owner's Manual for specific weight ratings. | ⁴PEPS (Passive Entry/Passive Start) is the Push-Button Start System. | ⁵Distance may vary depending on vehicle location and environment. | ⁶Consult Owner's Manual for details on vehicle carrying capacities.



Floor Mats, All-Weather
Deep grooves and a raised-surround edge help keep mud and slush contained; spray clean. *Dual retention on driver-side mat.*

A.	GT1Z-1713086-FA	Black, 2-Piece Set, Flat, For Vehicles With Vinyl Flooring
-----------	-----------------	--

Fits Model Years 2017-2018



B.	DT1Z-1713086-DC	Black, 2-Piece Set, For Van, Front Only
C.	DT1Z-1713300-CC	Black, 4-Piece Set, For Wagon Without Air Conditioning
C.	DT1Z-1713300-DC	Black, 4-Piece Set, For Wagon With Air Conditioning

Fits Model Years 2014-2018



B.	2T1Z-5813046-A	Black, 2-Piece Set, Rear Only
B.	2T1Z-5813086-A	Black, 2-Piece Set, Front Only

Fits Model Years 2010-2013

Floor Mats, Premium Carpeted
Premium-grade carpeting complements the interior and protects flooring from wear and tear. *Dual retention on driver-side mat.*

D.	ET1Z-1713086-BA	Charcoal Black, 2-Piece Set, For Van, Front Only
E.	ET1Z-1713300-DA	Black, 4-Piece Set, For Wagon With Air Conditioning
E.	ET1Z-1713300-EA	Black, 4-Piece Set, For Wagon Without Air Conditioning

Fits Model Years 2014-2020

F.	2T1Z-6113086-A	Black, 2-Piece Set, Front Only
F.	2T1Z-9913106-A	Black, 2-Piece Set, Rear Only

Fits Model Years 2010-2013

In-Vehicle Safe by Console Vault®
Meeting high security needs, it's constructed from 12-gauge, cold-rolled plate steel, with a welded tab and notch seams; pry-resistant locking system with 4-digit combination lock.

G.	VFT1Z-6106202-A
-----------	-----------------

Fits Model Years 2014-2020



Interior Cargo Cover
Conceal belongings behind the 2nd row; molded folding cover stores easily when not in use. *For Short Wheelbase Wagon.*

H.	ET1Z-1745440-AA
-----------	-----------------

Fits Model Years 2014-2020

Interior Light Kit
Change up your LED coloration for the center cupholder and front footwells; mix of 7 hues.

I.	CL8Z-13E700-C
-----------	---------------

Fits Model Years 2014-2019



Mini-Fridge, Portable by Indel B®
Cool travel companion: Use the 19-quart, LED-illuminated compartment as a fridge or freezer; with electronic thermostat, energy-smart compressor and low-voltage cutout, plus carrying strap.

+ J.	VLL3Z-19J316-A	12V Refrigerator, 22" x 9.25" x 16.5," 18.5 lbs.
-------------	----------------	--

Fits Model Year 2020



Seat Covers, Carhartt® Protective by Covercraft®
Signature Carhartt canvas duck is a rugged blend of long-lasting toughness and all-day comfort: Breathable, heavy-gauge protection is water-repellent and UV-resistant; slip on.

K.	VBC1Z-61600D20-C	Brown, Front Only
	VBC1Z-6163812-D	Brown, Rear Only
L.	VCC1Z-61600D20-A	Gravel, Front Only
	VCC1Z-6163812-A	Gravel, Rear Only

Fits Model Years 2010-2013



Seat Covers, Protective by Covercraft®
Block everyday abuse from dirt, pets, kids and the sun: Heavy-duty, water-repellent, breathable polycotton has overlapped seams and is machine washable; slip on.

M.	VBC1Z-61600D20-A	Taupe, Front Only
N.	VBC1Z-61600D20-B	Charcoal, Front Only
M.	VBC1Z-6163812-A	Taupe, Rear Only
N.	VBC1Z-6163812-B	Charcoal, Rear Only

Fits Model Years 2010-2013



Window Grilles, Rear
Single sheet of high-strength steel mesh mounts on the inside for further assurance.

O.	DT1Z-99222A00-A	2-Piece Set
-----------	-----------------	-------------

Fits Model Years 2014-2020

O.	2T1Z-99222A00-A	2-Piece Set
-----------	-----------------	-------------

Fits Model Years 2010-2013

WHEELS

16" x 6.5" Aluminum Wheels²
Turn heads when you turn corners in these alloy wheels; engineered and tested to rigorous Ford requirements, including extensive evaluation for corrosion resistance.

P.	ET1Z-1K007-C
-----------	--------------

Fits Model Years 2014-2020



LIMITED WARRANTY INFORMATION FOR FORD ORIGINAL ACCESSORIES. Ford Original Accessories will be warranted for whichever provides you the greatest benefit: 24 months/unlimited mileage, or the remainder of your Bumper-to-Bumper 3-year/36,000-mile New Vehicle Limited Warranty.

FORD LICENSED ACCESSORIES (FLA) ARE WARRANTED BY THE ACCESSORY MANUFACTURER'S WARRANTY. FLA are designed and developed by the accessory manufacturer and have not been designed or tested to Ford Motor Company engineering requirements. Contact your Ford Dealer for details and/or a copy of all limited warranties.

FORD PROTECT™ EXTENDED SERVICE PLANS. Whether you purchase or lease your Ford vehicle, insist on genuine Ford Protect extended service plans. Ford Protect has a variety of plans to give you peace-of-mind protection whether you want vehicle component or maintenance coverage. Plus, they are fully backed by Ford and honored at all Ford dealerships in the U.S., Canada and Mexico. When you visit your dealer, insist on genuine Ford Protect extended service plans.

FORD CREDIT. Get the ride you want. Whether you plan to lease or buy, Ford Credit has the option that's right for you. Ask your Ford Dealer for details or visit us online at ford.com/finance.

USING DIFFERENT-SIZED WHEELS OR TIRES. Adding wheels or tires that are a different size than your original equipment wheels and tires may affect the performance and/or electronic systems of your

vehicle – including its braking, ride and handling characteristics, stability, resistance to rollover, fuel economy and tire traction (on wet, dry, snowy or icy roads). Changes in vehicle performance are not covered by the New Vehicle Limited Warranty. It is strongly recommended that your replacement tires be the same as your vehicle's original equipment tires to ensure proper levels of performance and safety during normal use. Ford vehicles were developed and matched with specific wheels and tires. If you choose different replacement tires, make sure they are comparable in size, load range, speed rating and construction type (radial- and bias-belted tires) as your vehicle's original equipment tires. Larger-sized wheels or tires may require a new spare tire and additional components. Also, tire chains cannot be used due to lack of clearance to the wheelhouse. Trucks equipped with accessory wheels may not be compatible for use with snowplow equipment. For approved wheels and other important information, see your dealer for details. **WARNING:** Acceptable levels of performance and safety may not be provided if you use tires not recommended for your wheels.

SYNC®: Don't drive while distracted. Use voice-operated systems when possible; don't use handheld devices while driving. Some features may be locked out while the vehicle is in gear. Not all features are compatible with all phones. Message and data rates may apply.



+ New content added to this issue. | ¹Ford Licensed Accessory. | ²Vehicle application and restrictions apply. Additional components are required. See dealer for details. | ³Consult your Owner's Manual for specific weight ratings. | ⁴PEPS (Passive Entry/Passive Start) is the Push-Button Start System. | ⁵Distance may vary depending on vehicle location and environment. | ⁶Consult Owner's Manual for details on vehicle carrying capacities.



IT HAPPENS

BE PREPARED FOR THE WORST

Catch-all floor liners* are designed to protect high and wide.

Extra-tall walls surround what's tracked in, or whatever's spilled within. Created to original Ford specs – and branded with the official vehicle logo – these nib-backed liners fit precisely and securely. They also remove handily for a quick cleanup thanks to firm-yet-flexible construction. At work or play, never let your guard down.

The only liners engineered/tested/warranted by Ford.



Ford Original Accessories (FOA) are warranted for whichever provides you the greatest benefit: 24 months/unlimited mileage, or the remainder of your Bumper-to-Bumper 3-year/36,000-mile New Vehicle Limited Warranty. See your dealer for warranty details.

*NOTE: Floor liners are meant to replace carpeted or all-weather floor mats. Do not place a liner on top of an existing floor mat or any other supplemental covering. Ford Motor Company strongly recommends installing only these Ford Original Accessories floor liners in your Ford vehicle.



FORD ACCESSORIES

ABT-4651 September 2019
© Ford Motor Company